



US00D473088S

(12) **United States Design Patent**
Elliott

(10) **Patent No.:** **US D473,088 S**

(45) **Date of Patent:** **** Apr. 15, 2003**

(54) **COMBINED MAT, PILLOW AND SHEET**

(76) **Inventor:** **Theresa M. Elliott**, 10248 Windermere Chase Blvd., Gotha, FL (US) 34734

(**) **Term:** **14 Years**

(21) **Appl. No.:** **29/164,164**

(22) **Filed:** **Jul. 18, 2002**

(51) **LOC (7) Cl.** **06-09**

(52) **U.S. Cl.** **D6/599**

(58) **Field of Search** D6/595, 596, 597, D6/598, 599, 601, 602, 603, 604, 608, 609, 611, 612; 5/417, 418, 419, 420, 482, 485, 490, 495, 496, 497, 499, 500, 512, 907, 945, 946; 297/228.1, 229, 452.41

(56) **References Cited**

U.S. PATENT DOCUMENTS

2,662,233	A	*	12/1953	Cheesman	5/485
D190,621	S	*	6/1961	Foster	D6/599
3,613,133	A	*	10/1971	Isola et al.	D6/599
4,875,245	A	*	10/1989	Isola	5/490
4,972,533	A	*	11/1990	Brown	D6/601

D313,140	S	*	12/1990	Johnson	D5/596
D387,936	S	*	12/1997	Boyd	D6/599
D411,704	S	*	6/1999	Port	D6/599
D437,721	S	*	2/2001	Hill	D6/602

* cited by examiner

Primary Examiner—Doris V. Coles
Assistant Examiner—T. Chase Nelson

(57) **CLAIM**

The ornamental design for a combined mat, pillow and sheet, as shown and described.

DESCRIPTION

FIG. 1 is a front elevational view of a combined mat, pillow and sheet showing my new design;
FIG. 2 is a rear elevational view thereof;
FIG. 3 is a side view, taken from the left side of FIG. 1, the right side view being a mirror image thereof;
FIG. 4 is a top plan view thereof;
FIG. 5 is a bottom plan view thereof; and,
FIG. 6 is a front elevational view of my design showing the sheet extended from the mat.

1 Claim, 3 Drawing Sheets

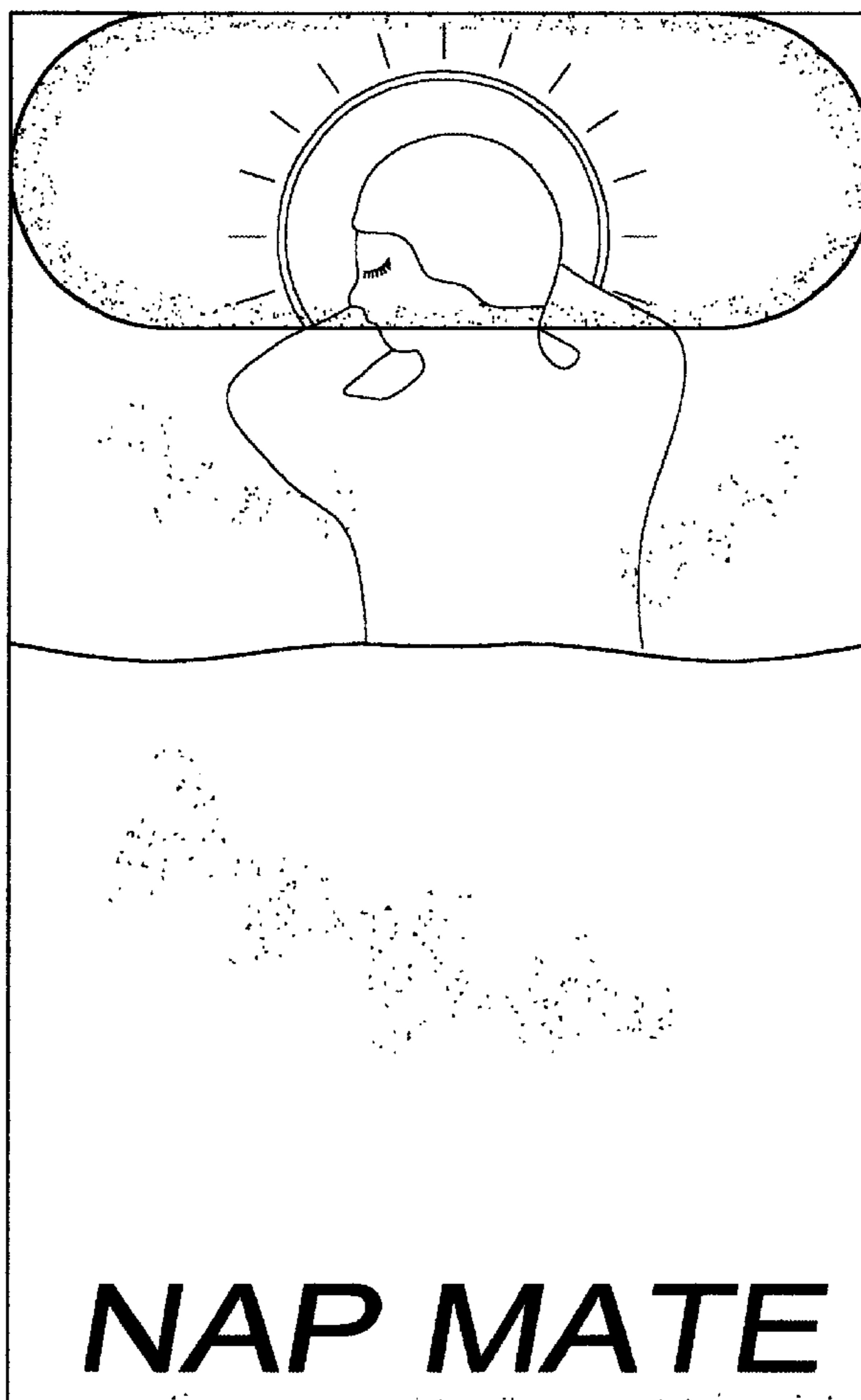




FIG. 2

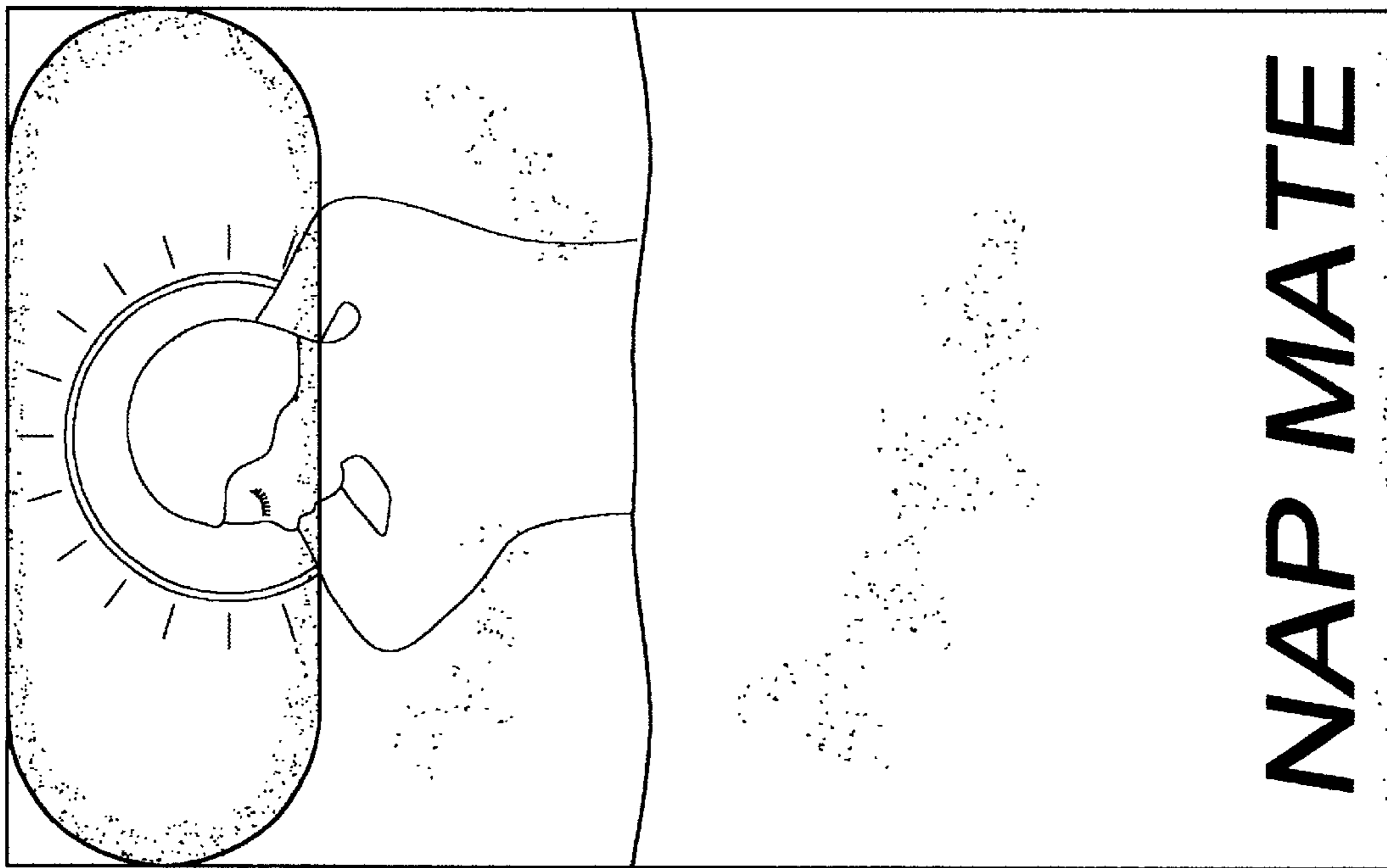


FIG. 1

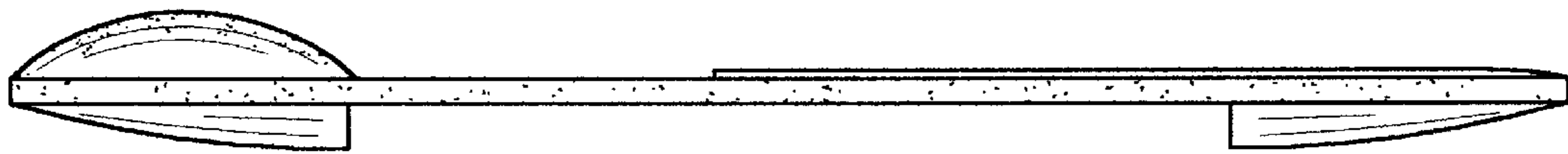


FIG. 3

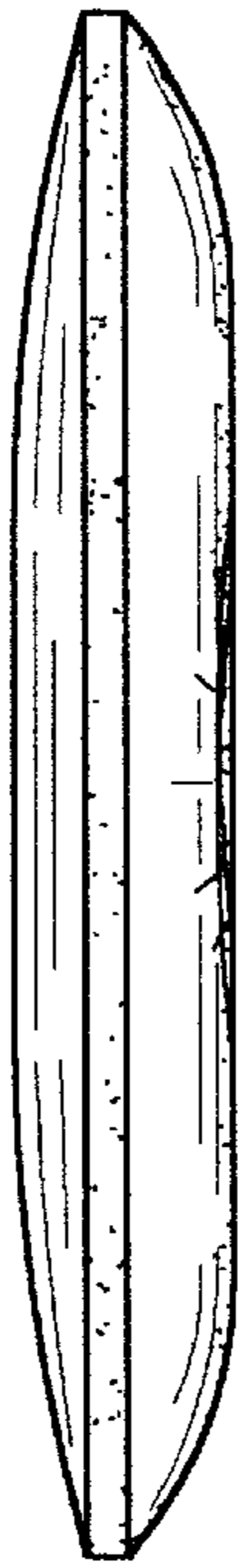


FIG. 4



FIG. 5



FIG. 6