



US00D473079S

(12)

**United States Design Patent**  
**Barry**

(10) Patent No.:

**US D473,079 S**

(45) Date of Patent:

**\*\* Apr. 15, 2003**

(54)

**TABLE**

Toffee Stools, Interieurs, available as of the filing date.

(75)

Inventor: **Barbara Joan Barry**, Los Angeles, CA (US)

\* cited by examiner

(73)

Assignee: **Thomasville Furniture Industries, Inc.**, Thomasville, NC (US)

*Primary Examiner*—Janice E. Seeger  
(74) *Attorney, Agent, or Firm*—Womble Carlyle Sandridge & Rice, PLLC

(\*\*) Term:

**14 Years**

(21)

Appl. No.: **29/161,871**

(22)

Filed: **Jun. 5, 2002**

(51)

**LOC (7) Cl.** ..... **06-03**

(52)

**U.S. Cl.** ..... **D6/486; D6/349; D6/601; D6/495**

(58)

**Field of Search** ..... D6/480–489, 349, D6/352, 353, 495, 601; 108/150, 153.1, 155, 156, 161; 297/461, 462

(56)

**References Cited**

**U.S. PATENT DOCUMENTS**

D275,340 S \* 9/1984 Dunbar ..... D6/483

D332,537 S \* 1/1993 Hosoe ..... D6/482

D370,038 S \* 5/1996 Wright et al. .... D21/671

D406,480 S \* 3/1999 Lin ..... D6/486

D449,455 S \* 10/2001 Rheault et al. .... D6/349

**OTHER PUBLICATIONS**

Engineering Graphics Fundamentals, c1985, p. 128, cylinder at left.\*

Different Drummer End Tables by Clodagh, Dennis Miller Associates, available as of the filing date.

(57)

**CLAIM**

The ornamental design for a table, as shown and described.

**DESCRIPTION**

FIG. 1 is a perspective view of a table showing my new design;

FIG. 2 is a side elevational view thereof;

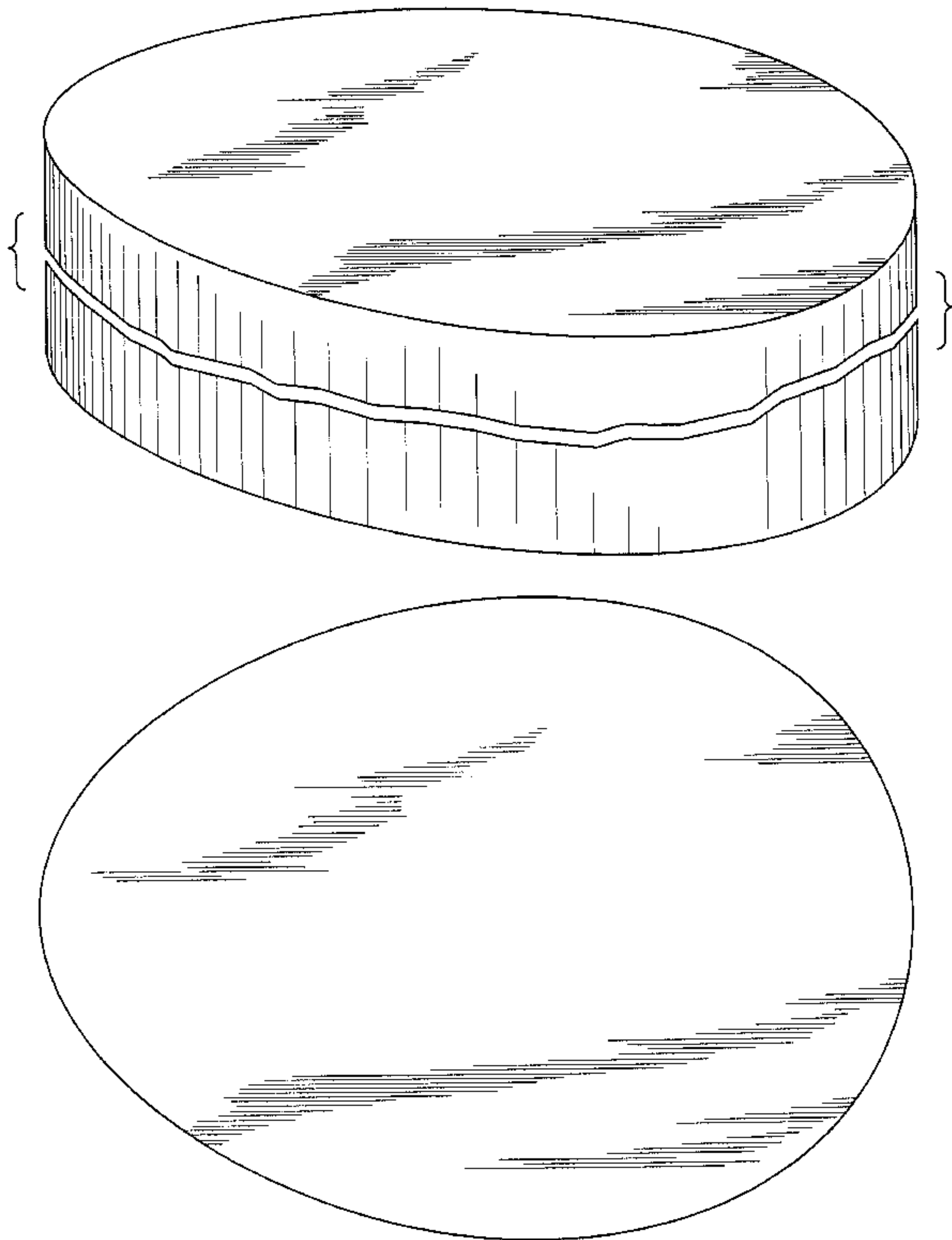
FIG. 3 is an end elevational view thereof; and,

FIG. 4 is a top view thereof.

The views of the table not shown form no part of the claimed design. The separation and bracket in FIGS. 1, 2, and 3 indicate, for ease of illustration, that the precise height of the table is not claimed. The lines on the top and sides indicate surface shading.

The broken lines are for environmental purposes only and form no part of the claimed design.

**1 Claim, 4 Drawing Sheets**



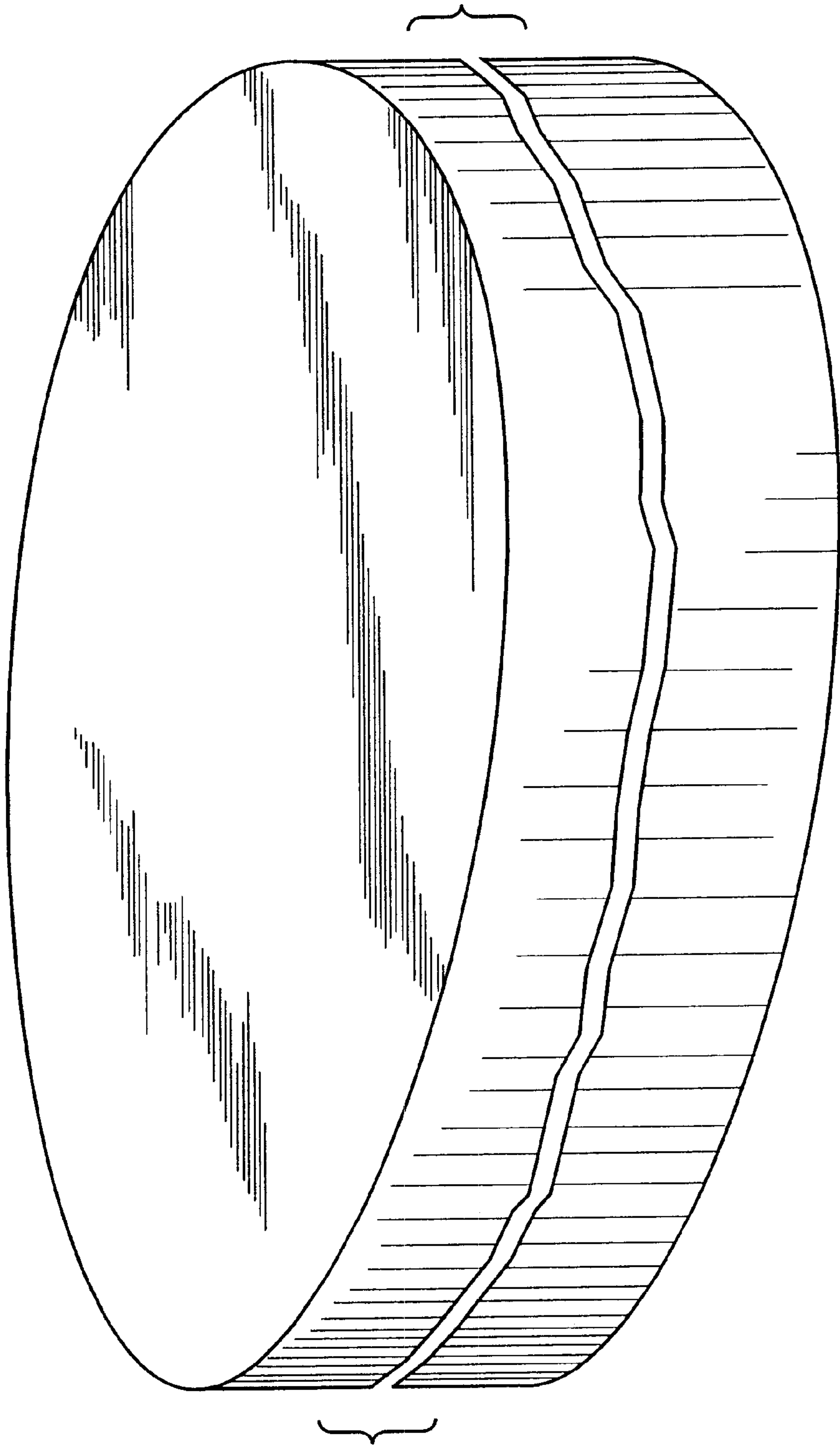


FIG. 1

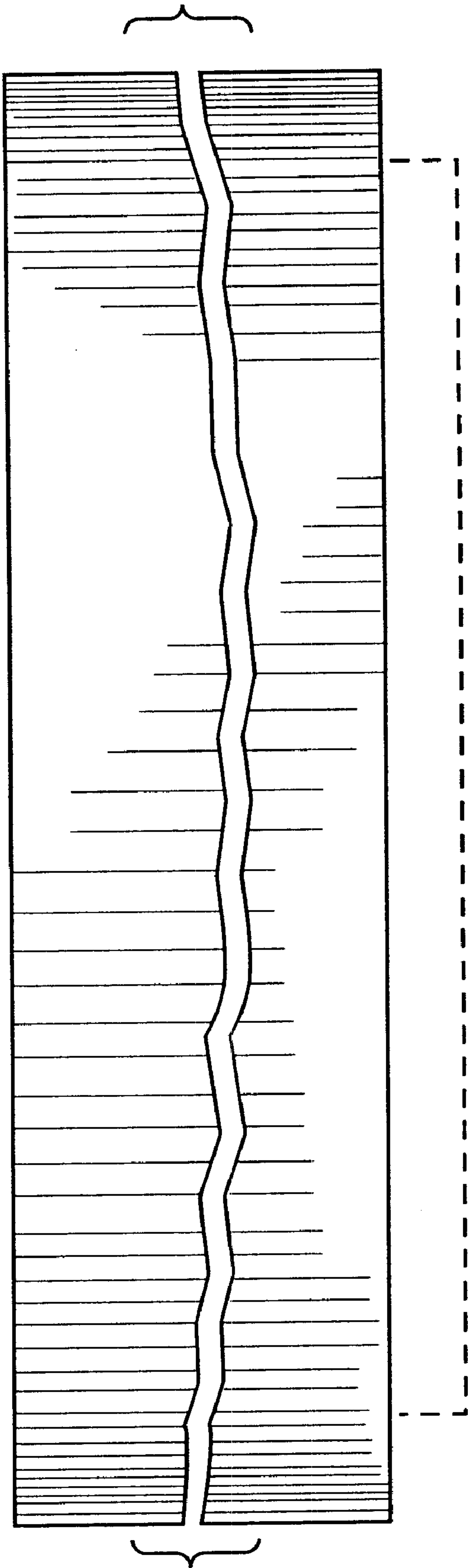


FIG. 2

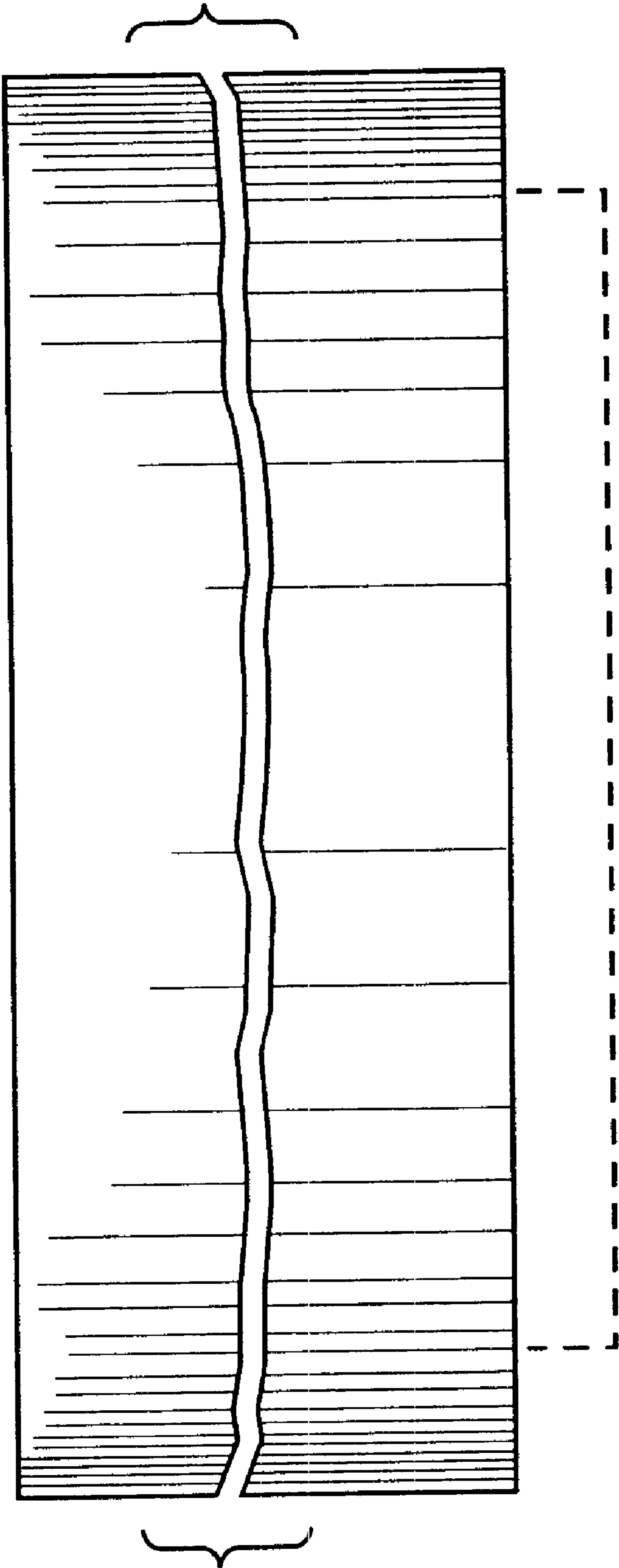


FIG. 3

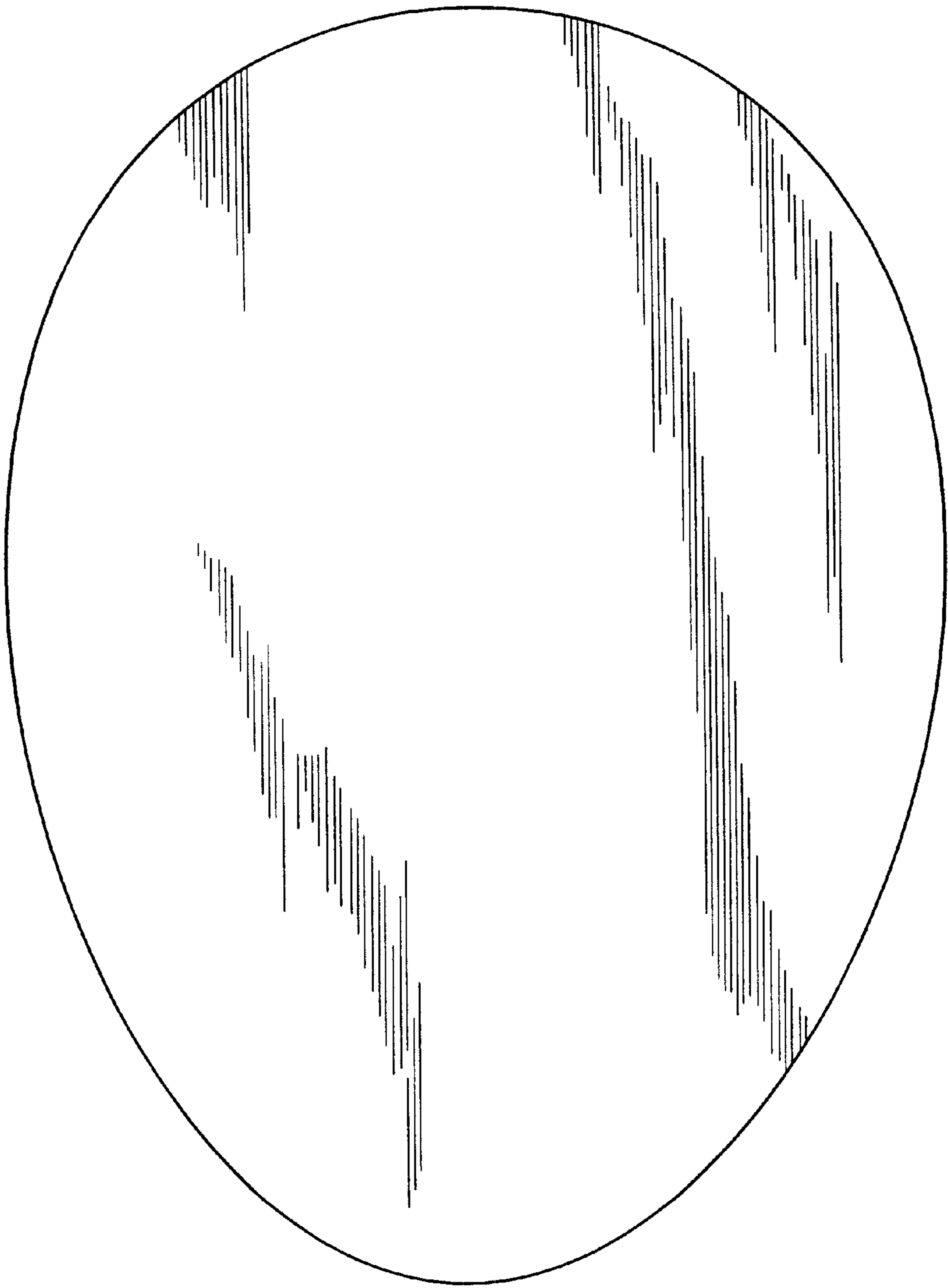


FIG. 4