



US00D473057S

(12) **United States Design Patent**
Chan

(10) **Patent No.:** **US D473,057 S**

(45) **Date of Patent:** **** Apr. 15, 2003**

(54) **BROOM HEAD**

D380,303 S * 7/1997 Wolfenden D4/199

(75) Inventor: **Edwin Chan**, Brooklyn, NY (US)

* cited by examiner

(73) Assignee: **Hayco Manufacturing Limited**,
Causeway Bay (HK)

Primary Examiner—Alan P. Douglas

Assistant Examiner—Lavone D. Tabor

(74) *Attorney, Agent, or Firm*—Smith-Hill and Bedell

(**) Term: **14 Years**

(57) **CLAIM**

(21) Appl. No.: **29/163,596**

The ornamental design for a “broom head”, as shown and described.

(22) Filed: **Jul. 8, 2002**

(51) **LOC (7) Cl.** **04-01**

(52) **U.S. Cl.** **D4/199; D32/50**

(58) **Field of Search** D4/129, 132, 135,
D4/199; D32/50; 15/145, 146, 159.1, 160,
168, 171, 175, 176.1, 176.2, 186, 187

DESCRIPTION

(56) **References Cited**

U.S. PATENT DOCUMENTS

D274,854 S	*	7/1984	Nishiyama et al.	D32/50
D281,635 S	*	12/1985	Machaek et al.	D32/50
D332,701 S	*	1/1993	Berti	D4/199
D346,905 S	*	5/1994	Berti	D4/199
D359,853 S	*	7/1995	Haug	D4/132

FIG. 1 is a perspective view of a “broom head” showing my new design;

FIG. 2 is a top view thereof;

FIG. 3 is a bottom view thereof;

FIG. 4 is a side view thereof;

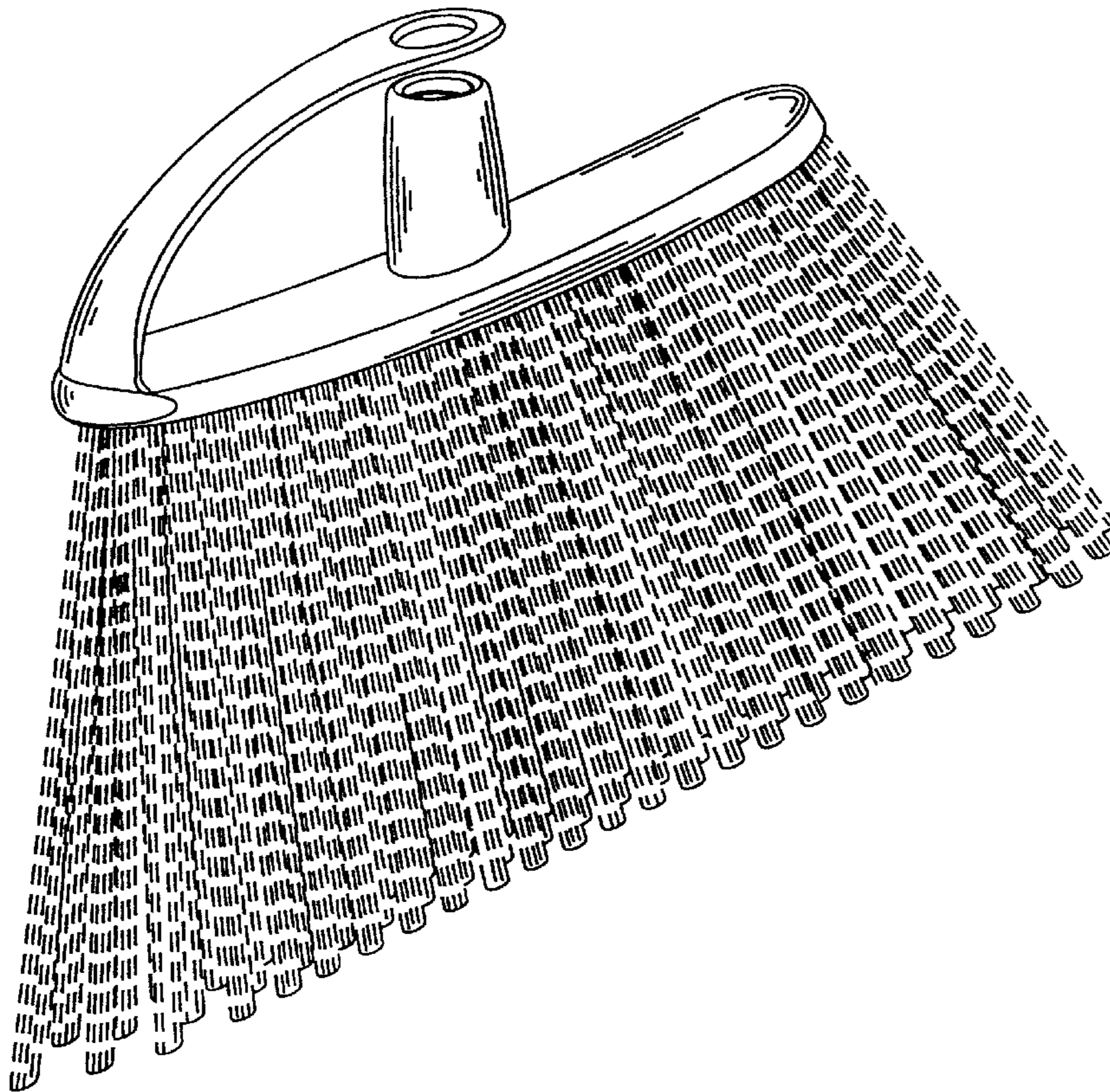
FIG. 5 is another side view thereof;

FIG. 6 is a front view thereof; and,

FIG. 7 is a rear view thereof.

The part of the “broom head” shown in phantom lines depicts the environment of my new design and forms no part of the design of my design.

1 Claim, 7 Drawing Sheets



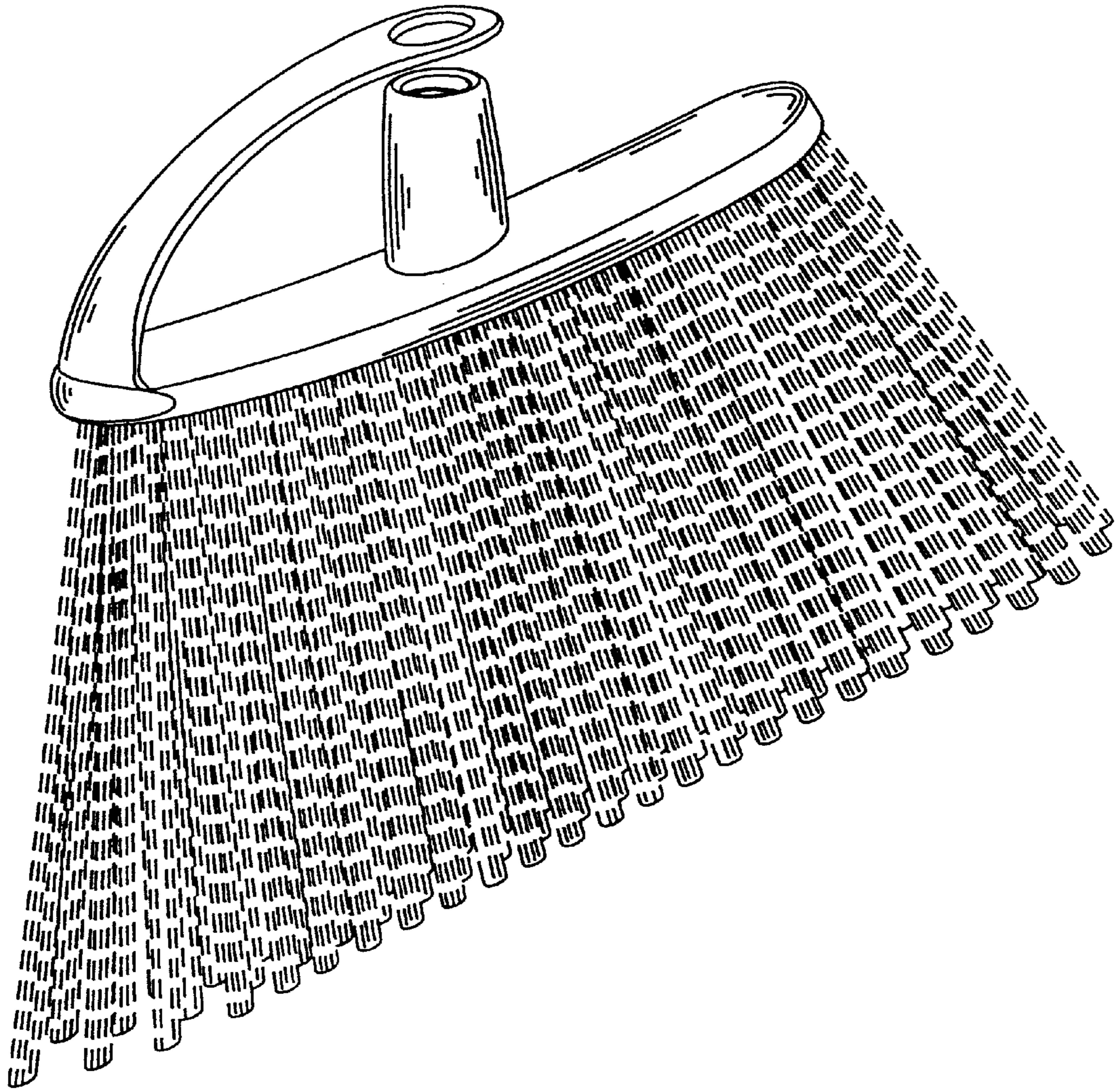


FIG. 1

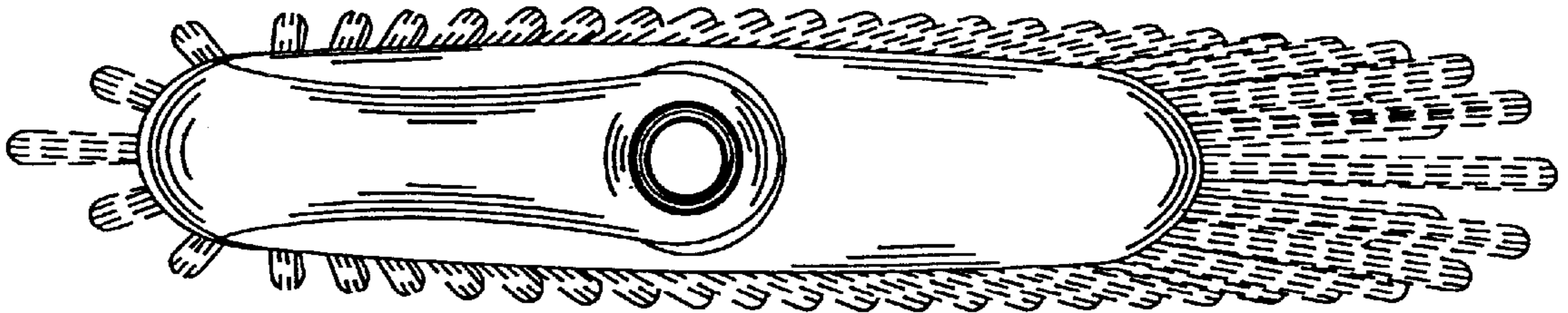


FIG. 2




FIG. 3




FIG. 4




FIG. 5

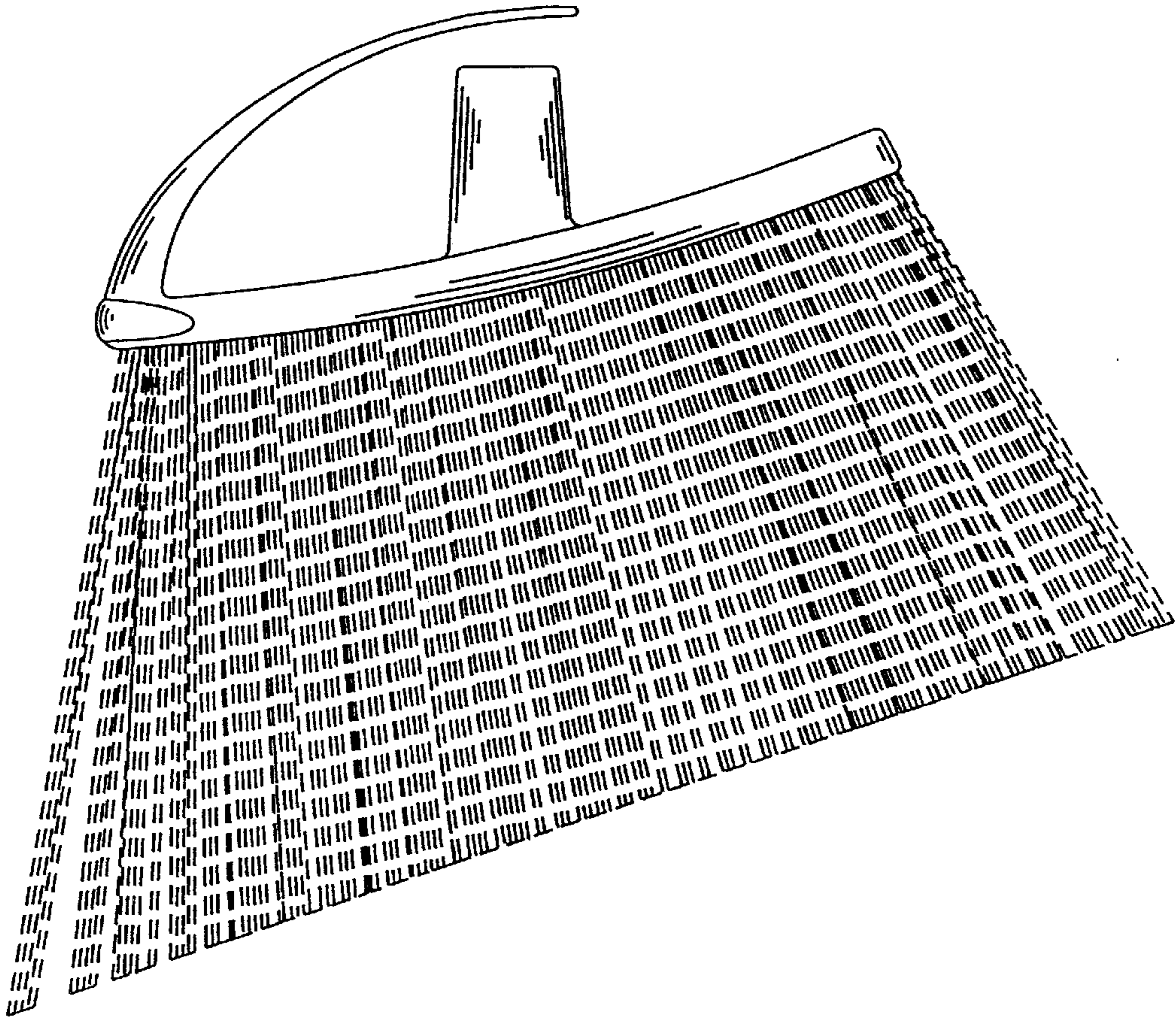


FIG. 6

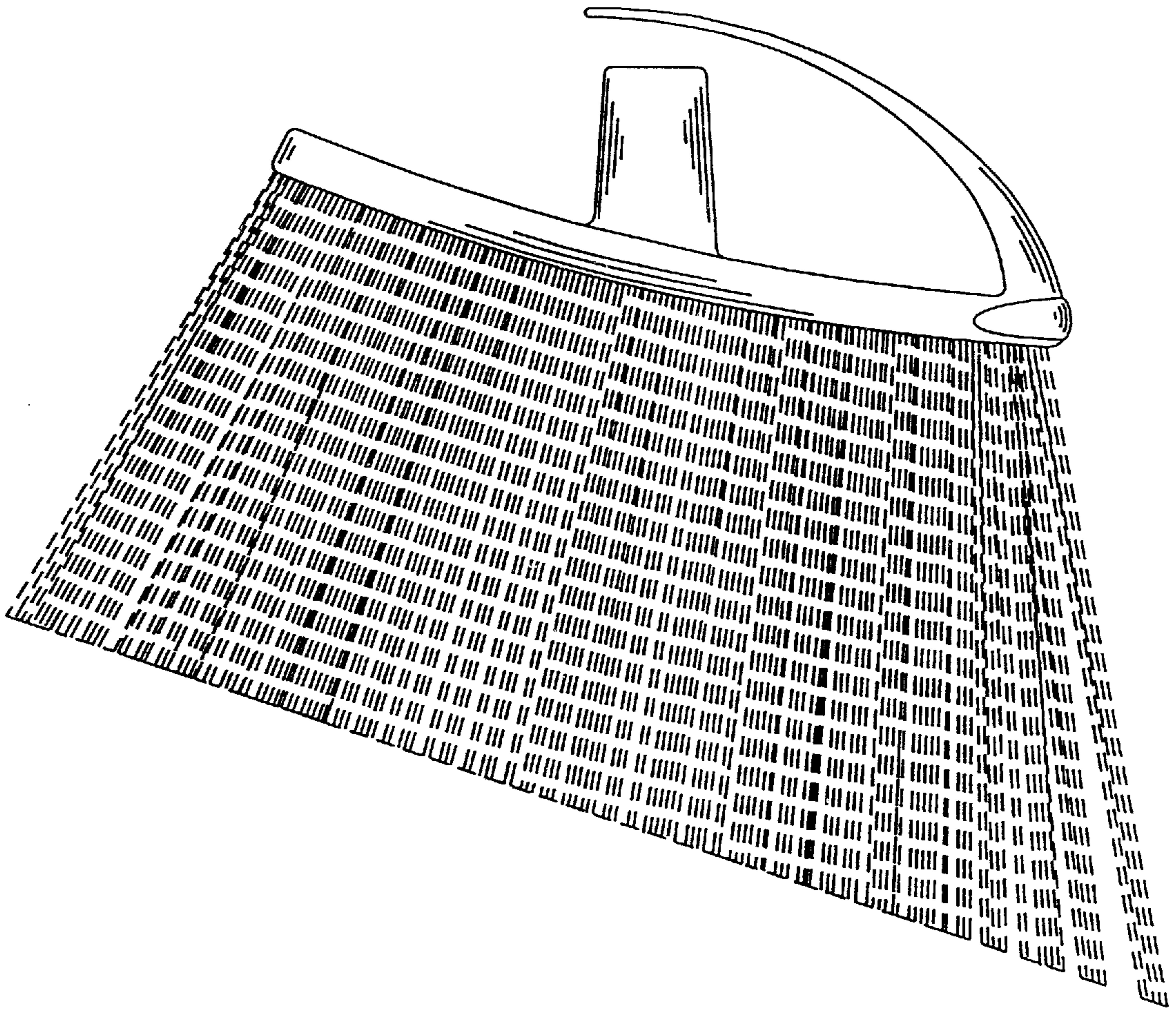


FIG. 7