



US00D473047S

(12) **United States Design Patent**
Wilson

(10) **Patent No.:** **US D473,047 S**

(45) **Date of Patent:** **** Apr. 15, 2003**

(54) **SHOE BOTTOM PERIPHERY**

(75) **Inventor:** **Ralph Davis Wilson**, Torrance, CA (US)

(73) **Assignee:** **Skechers U.S.A., Inc. II**, Manhattan Beach, CA (US)

(**) **Term:** **14 Years**

(21) **Appl. No.:** **29/154,392**

(22) **Filed:** **Jan. 21, 2002**

Related U.S. Application Data

(62) Division of application No. 29/136,100, filed on Jan. 24, 2001.

(51) **LOC (7) Cl.** **02-04**

(52) **U.S. Cl.** **D2/977; D2/947; D2/953**

(58) **Field of Search** D2/897, 902, 908, D2/909, 914, 946-948, 951-962, 967, 972, 977; 36/7.3, 7.5, 14, 25 R, 32 R, 3 B, 59 R

(56) **References Cited**

U.S. PATENT DOCUMENTS

- D80,361 S 1/1930 Crowley
- D235,701 S * 7/1975 Famolare, Jr.
- D284,519 S 7/1986 Braga et al.
- D315,635 S 3/1991 Hatfield et al.
- D322,156 S 12/1991 Hase
- D329,740 S * 9/1992 Kiyosawa et al. D2/959
- D329,741 S * 9/1992 Kiyosawa D2/959
- D349,392 S 8/1994 Noel
- D353,258 S 12/1994 Issler
- D377,260 S 1/1997 Bramani
- D400,345 S * 11/1998 Teaque D2/957
- D400,696 S 11/1998 Covatch
- D407,891 S 4/1999 Edwards
- D409,362 S 5/1999 Turner et al.
- D410,966 S 6/1999 Cretinon

- D412,612 S 8/1999 Boyer
- D414,023 S 9/1999 Cretinon et al.
- D414,594 S 10/1999 Parisotto
- D423,201 S * 4/2000 Wilson D2/957
- D423,764 S * 5/2000 Akhidime D2/959
- D433,791 S 11/2000 Laberge
- D434,550 S 12/2000 LaBerge
- D437,675 S 2/2001 Dahlsten
- D440,748 S * 4/2001 Morgan D2/957
- D441,946 S 5/2001 Agnew et al.
- D442,358 S 5/2001 Nason
- 6,226,896 B1 5/2001 Friton
- D443,976 S 6/2001 Davidowitz et al.
- D450,913 S * 11/2001 Banik et al. D2/909
- D454,426 S * 3/2002 Wilson D2/957
- D459,065 S * 6/2002 Wilson D2/960
- D462,157 S * 9/2002 Burt D2/953
- D462,160 S * 9/2002 Kung D2/960
- D462,827 S * 9/2002 Clark et al. D2/952

* cited by examiner

Primary Examiner—Celia Murphy
(74) *Attorney, Agent, or Firm*—Marshall A. Lerner, Esq.; Finn T. Simmens, Esq.; Kleinberg & Lerner, LLP

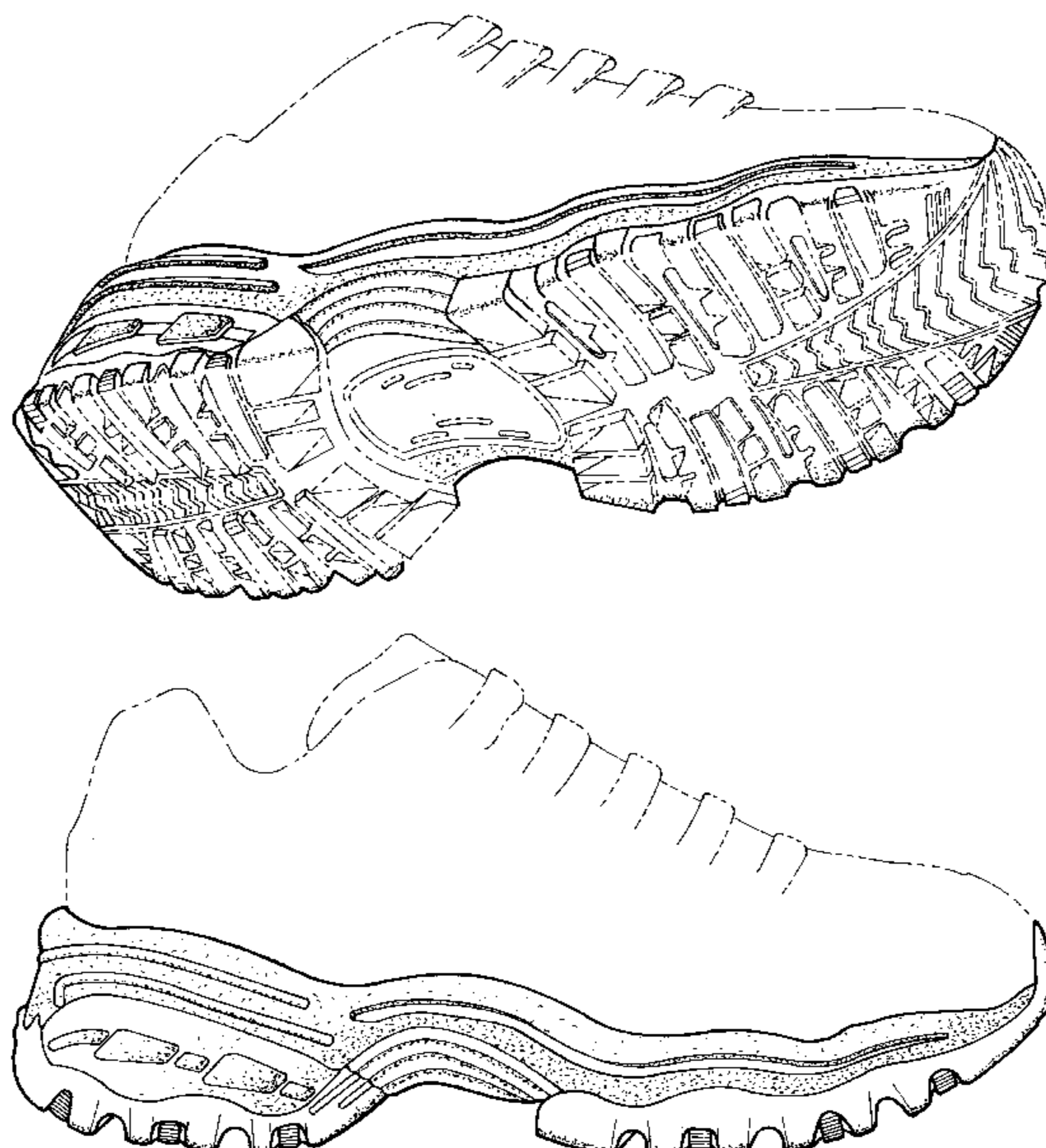
(57) **CLAIM**

The ornamental design for a shoe bottom periphery, as shown and described.

DESCRIPTION

FIG. 1 is a perspective view of the portion of the shoe bottom periphery showing my new design; FIG. 2 is a right side elevational view thereof; FIG. 3 is a left side elevational view thereof; FIG. 4 is a front elevational view thereof; and, FIG. 5 is a rear elevational view thereof. The broken lines showing the shoe upper and features on the sole, in the figures are for illustrative purposes only and form no part of the claimed design.

1 Claim, 4 Drawing Sheets



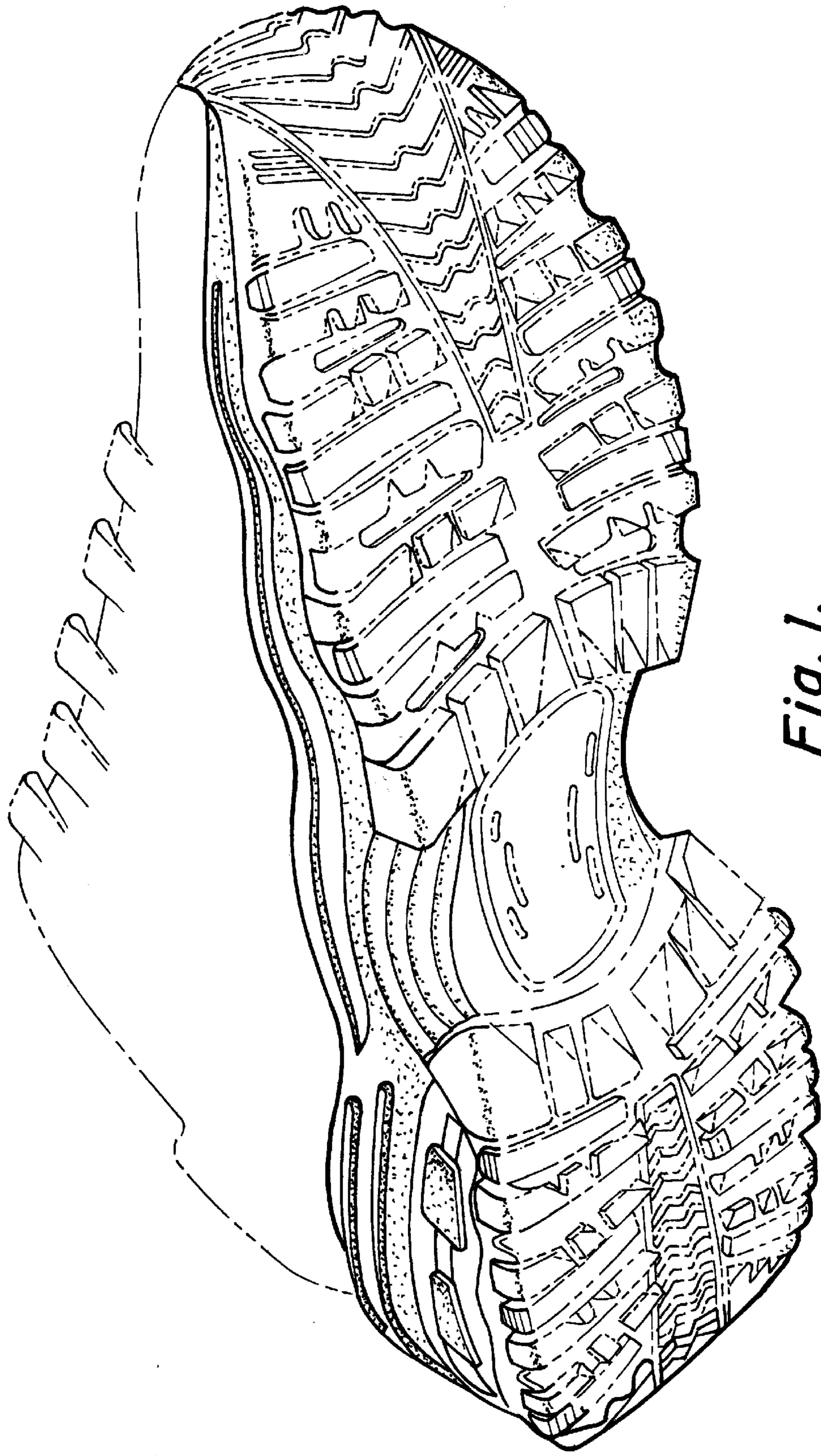


Fig. 1.

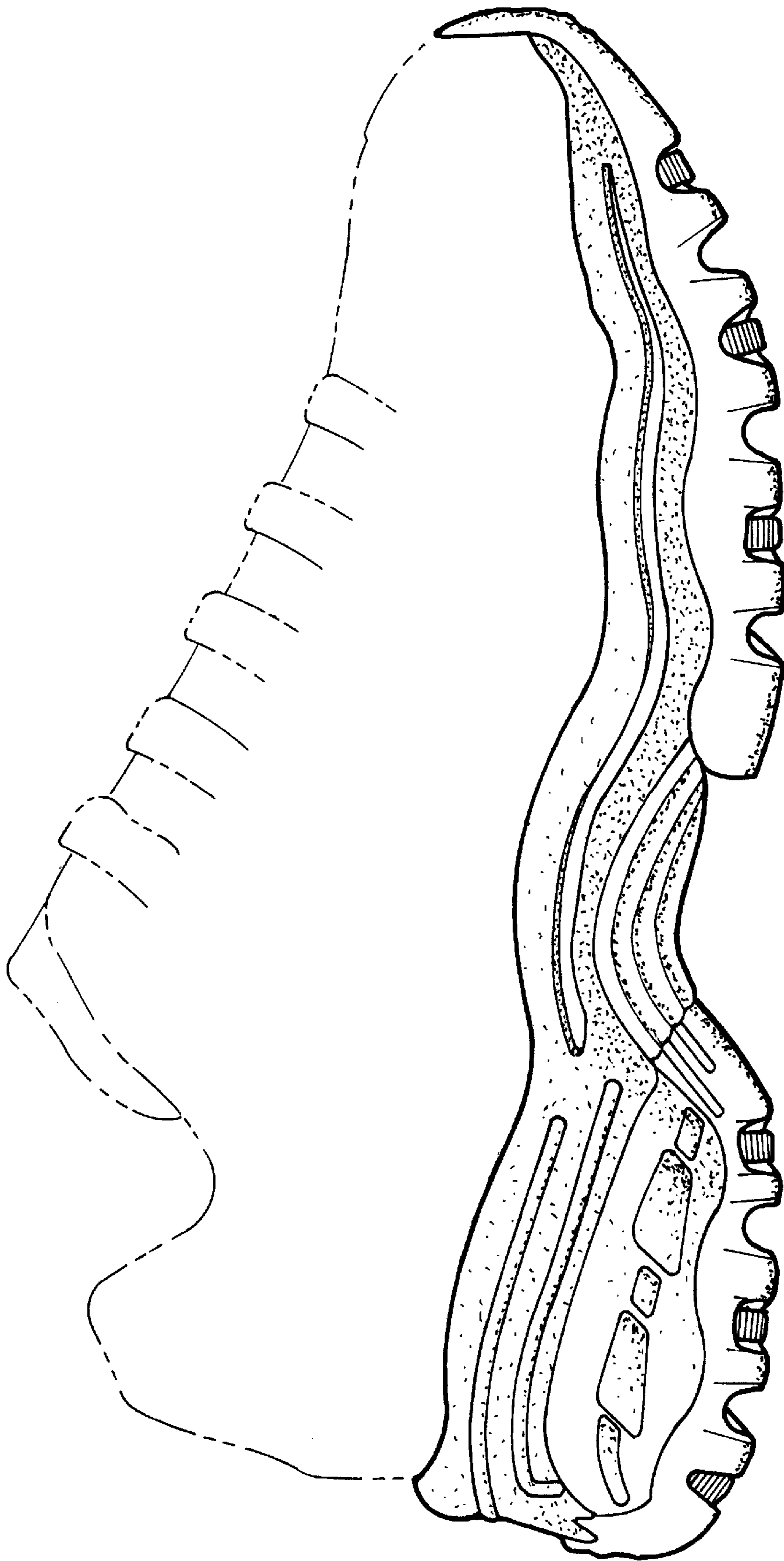


Fig. 2.

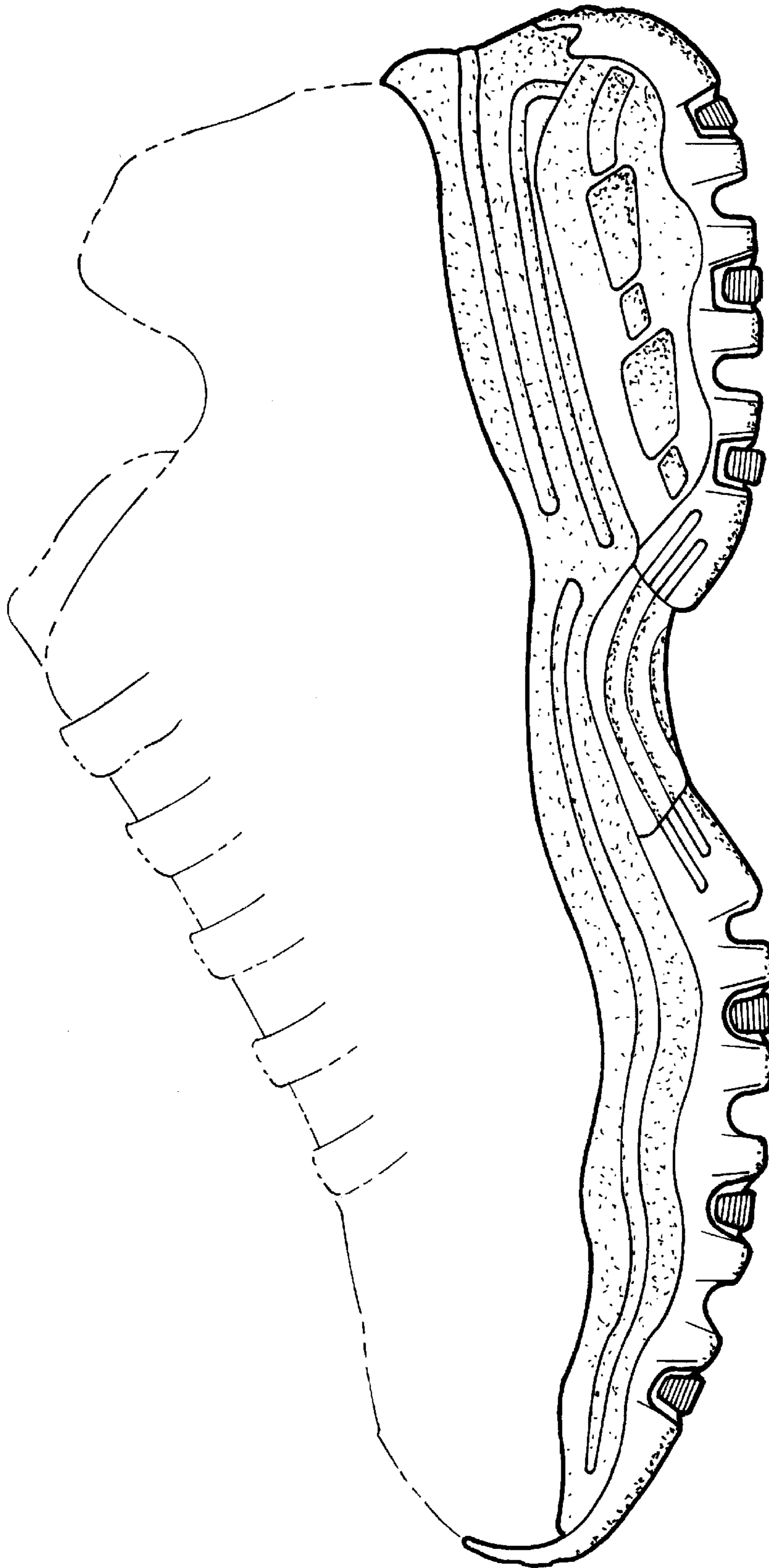


Fig. 3.

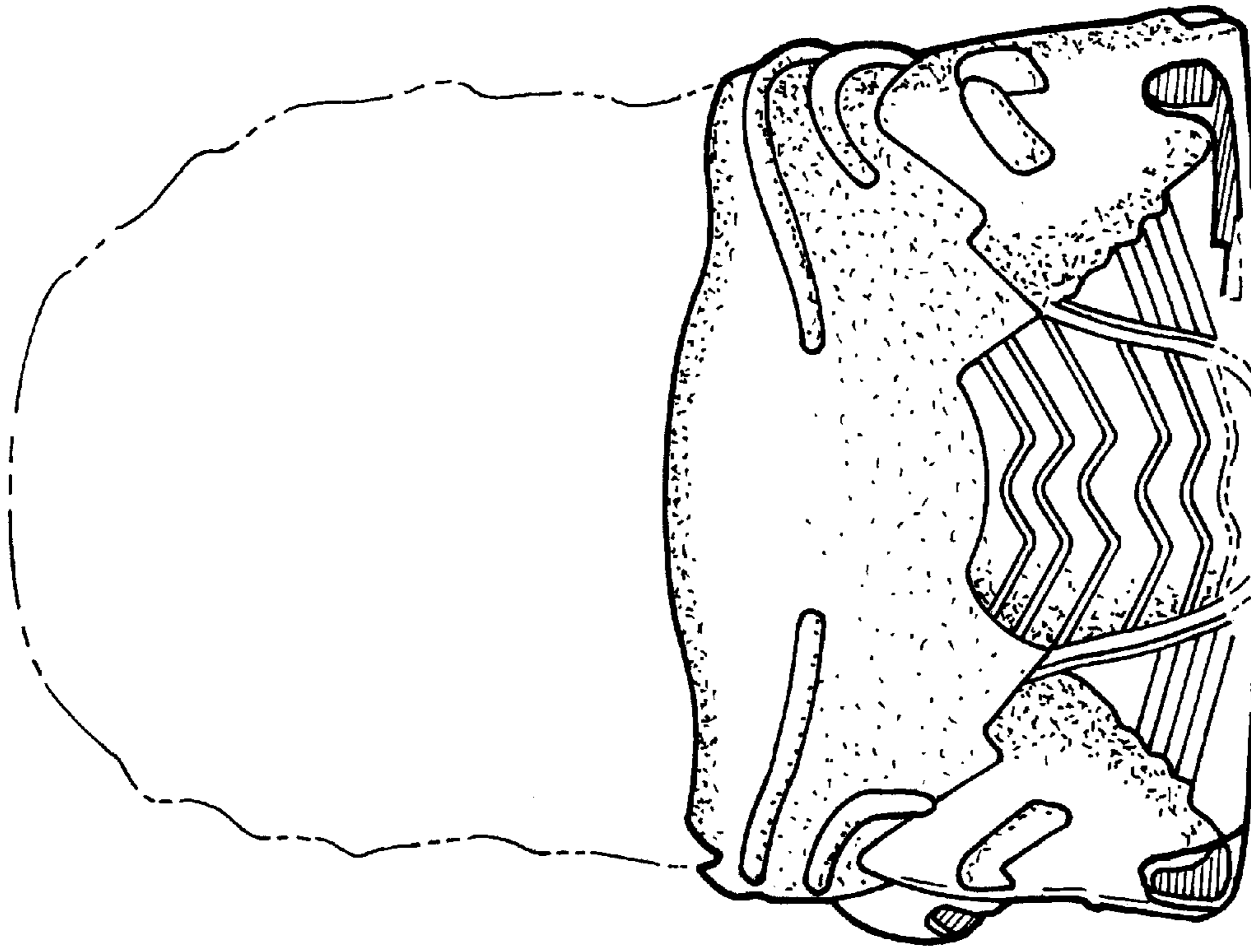


Fig. 4.




Fig. 5.