



US00D473043S

(12) **United States Design Patent**
Wilson

(10) **Patent No.:** **US D473,043 S**

(45) **Date of Patent:** **** Apr. 15, 2003**

(54) **SHOE UPPER**

(75) **Inventor:** **Ralph D Wilson**, Torrance, CA (US)

(73) **Assignee:** **Skechers U.S.A., Inc. II**, Manhattan Beach, CA (US)

(**) **Term:** **14 Years**

D388,950 S	1/1998	Hewett	
D397,245 S	8/1998	Mervar	
D435,336 S	12/2000	Barret	
D435,718 S	1/2001	Laberge	
D444,624 S	* 7/2001	Wilson D2/969
D446,639 S	* 8/2001	Yang D2/969
D446,922 S	* 8/2001	Yang D2/969
D462,511 S	* 9/2002	Price D2/969

* cited by examiner

(21) **Appl. No.:** **29/168,564**

(22) **Filed:** **Oct. 4, 2002**

(51) **LOC (7) Cl.** **02-99**

(52) **U.S. Cl.** **D2/969**

(58) **Field of Search** D2/896, 902, 907,
D2/943, 949, 969, 972, 973; 36/45, 50.1,
51, 77 M, 77 R, 83, 88, 113, 114, 126-130

Primary Examiner—Dominic Simone
(74) *Attorney, Agent, or Firm*—Marshall A. Lerner, Esq.;
Finn T. Simmenssen, Esq.; Kleinberg & Lerner, LLP

(57) **CLAIM**

The ornamental design for a shoe upper, as shown and described.

DESCRIPTION

FIG. 1 is a perspective view of a preferred embodiment of the shoe upper showing my new design;
FIG. 2 is a top plan view thereof;
FIG. 3 is a right side elevational view thereof;
FIG. 4 is a left side elevational view thereof;
FIG. 5 is a front elevational view thereof; and,
FIG. 6 is a rear elevational view thereof.
The broken lines in the figures are for illustrative purposes only and form no part of the claimed design.

(56) **References Cited**

U.S. PATENT DOCUMENTS

D96,324 S	7/1935	Lutz
2,312,078 A	2/1943	Crannell
D148,964 S	3/1948	Tarlow
D181,680 S	12/1957	Shearer
D195,816 S	8/1963	Huff
3,968,293 A	7/1976	Cunningham
D245,126 S	7/1977	Fukuoka
D248,429 S	7/1978	Inohara
D315,440 S	3/1991	Hegy
D326,950 S	6/1992	Legacki

1 Claim, 3 Drawing Sheets



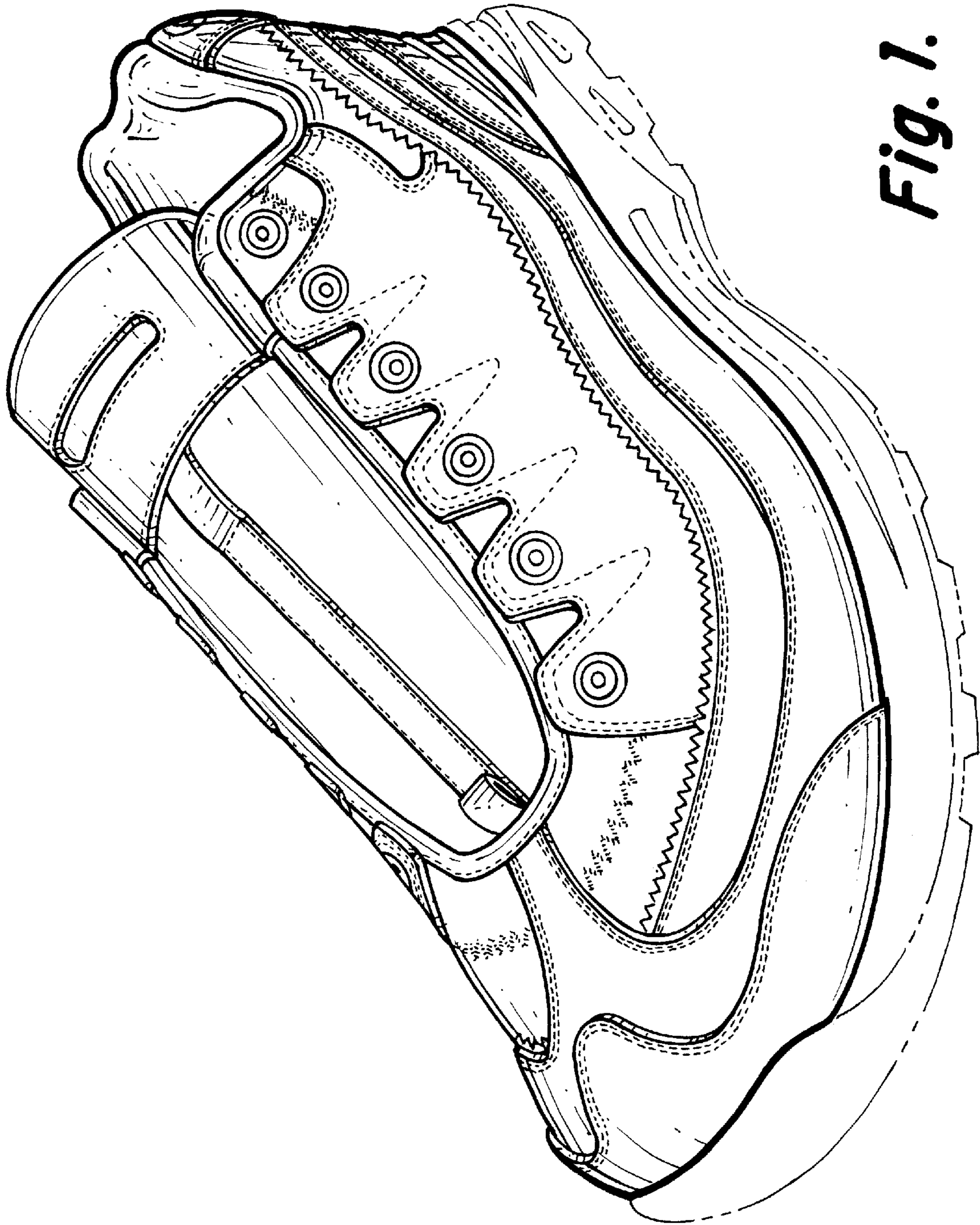


Fig. 1.

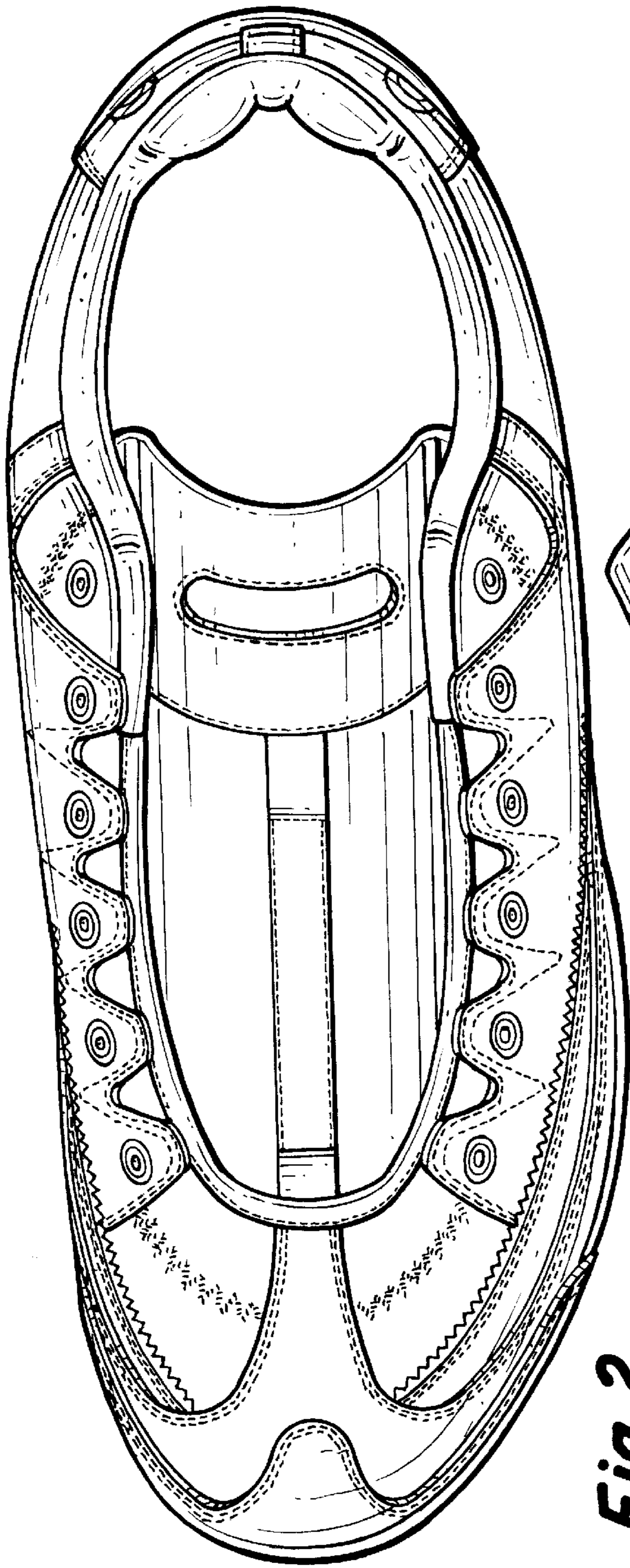


Fig. 2.

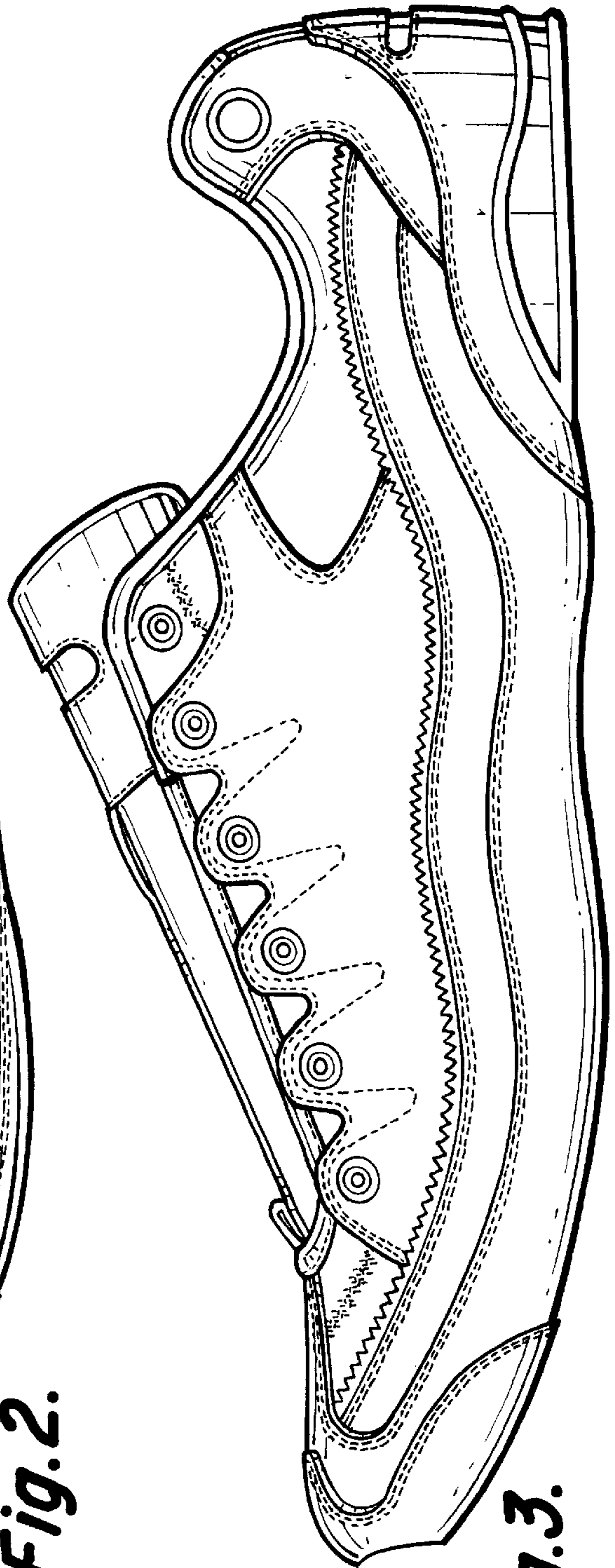


Fig. 3.

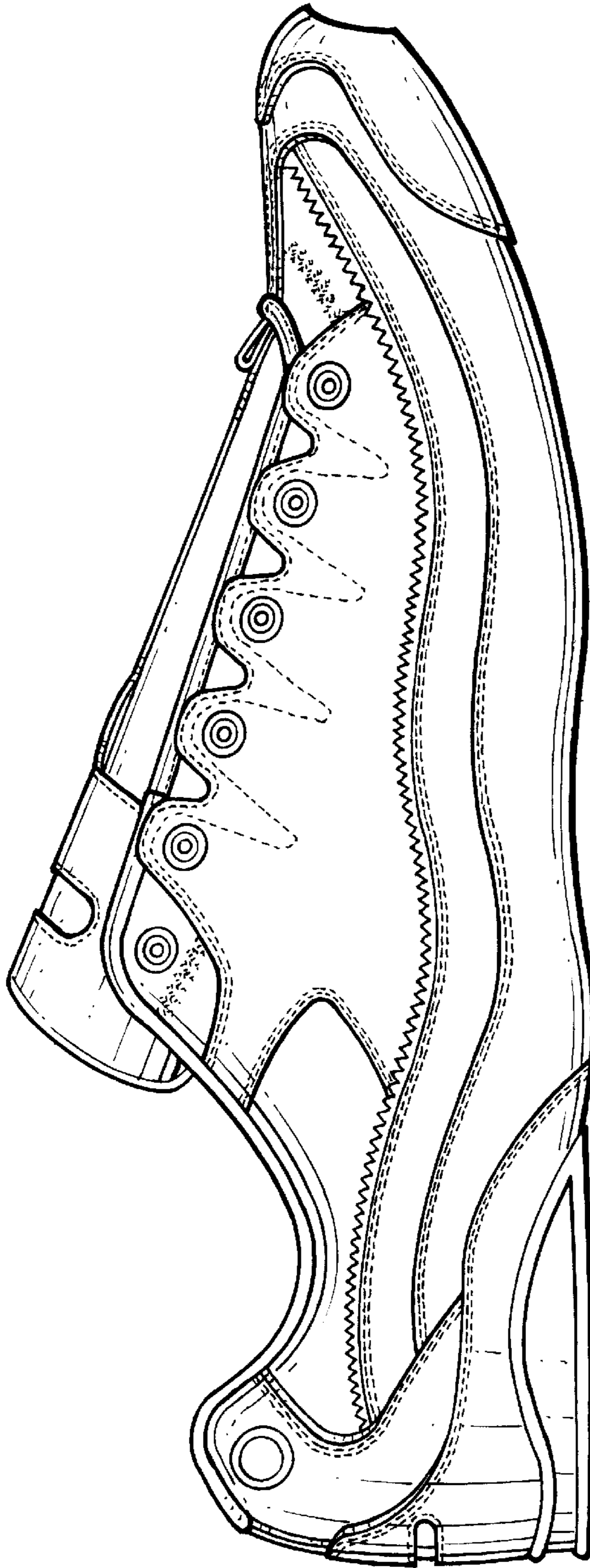


Fig. 4.

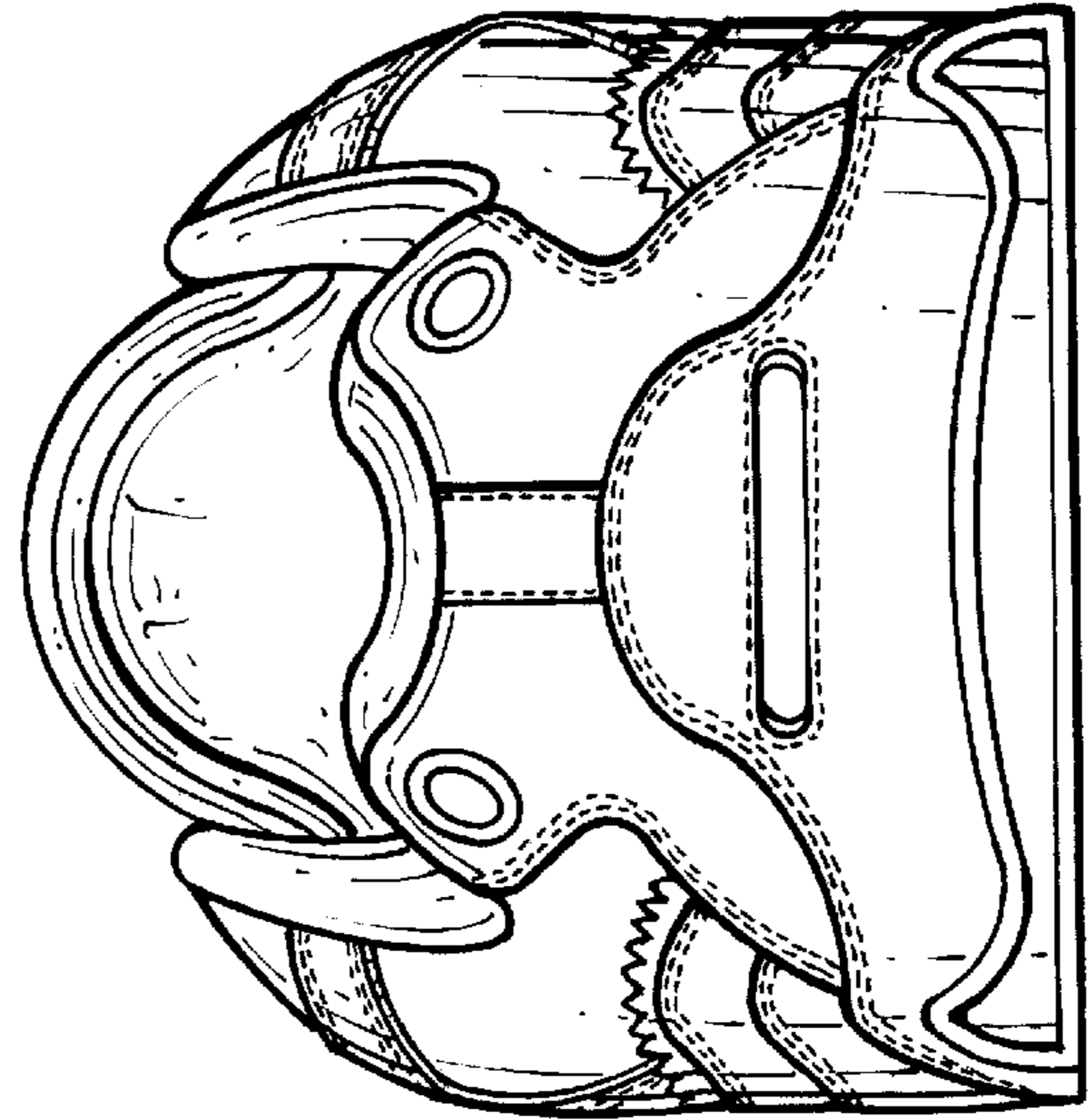


Fig. 6.

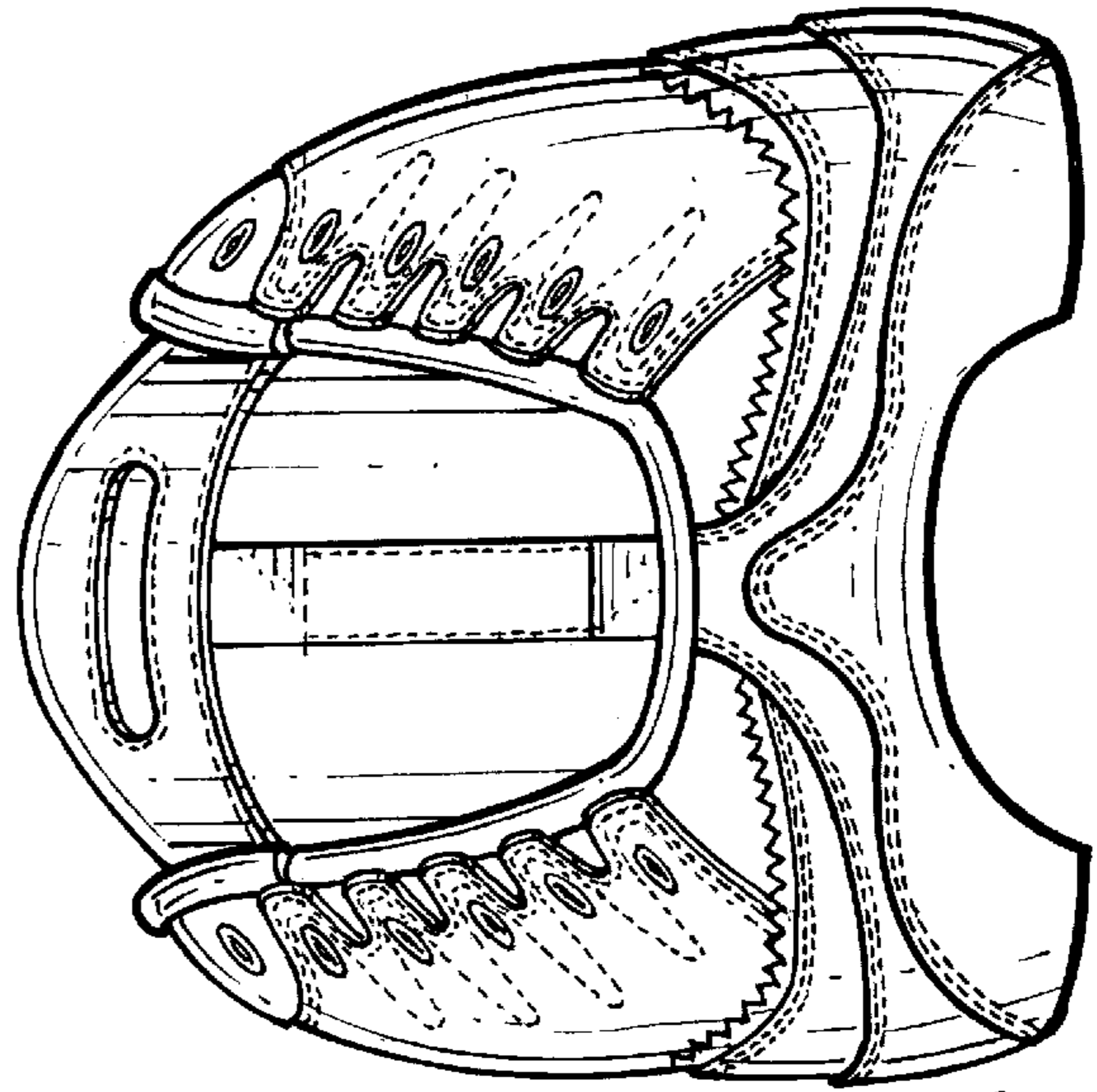


Fig. 5.