



US00D473042S

(12) **United States Design Patent**
Wilson

(10) **Patent No.:** **US D473,042 S**

(45) **Date of Patent:** **** Apr. 15, 2003**

(54) **SHOE BOTTOM**

(75) **Inventor:** **Ralph D Wilson**, Torrance, CA (US)

(73) **Assignee:** **Skechers U.S.A., Inc. II**, Manhattan Beach, CA (US)

(**) **Term:** **14 Years**

(21) **Appl. No.:** **29/168,745**

(22) **Filed:** **Oct. 8, 2002**

(51) **LOC (7) Cl.** **02-04**

(52) **U.S. Cl.** **D2/960; D2/953; D2/956; D2/957**

(58) **Field of Search** D2/897, 902, 908, D2/909, 914, 946-948, 951-962, 967, 972, 977; 36/7.3, 7.5, 14, 25 R, 32 R, 3 B, 59 R

(56) **References Cited**

U.S. PATENT DOCUMENTS

D122,777 S	10/1940	Laybold	
D273,246 S	* 4/1984	Tonkel	D2/956
D281,460 S	* 11/1985	Parker	D2/957
D291,147 S	* 8/1987	Kelley et al.	D2/957
D291,941 S	* 9/1987	Peterson	D2/957
D294,423 S	* 3/1988	Zuidema et al.	D2/954
4,785,557 A	11/1988	Kelley	
D305,278 S	* 1/1990	Kiyosawa	D2/954
D316,930 S	* 5/1991	Bernasconi	D2/957
D321,587 S	11/1991	Hase	
D321,976 S	12/1991	Kiyosawa	
D332,001 S	* 12/1992	Bayer	D2/902

D386,590 S	11/1997	Cass	
D395,740 S	7/1998	Cass	
D401,395 S	11/1998	Clarke	
D404,549 S	* 1/1999	Greenberg	D2/956
D433,214 S	11/2000	McDowell	
D435,334 S	* 12/2000	Wilson	D2/960
D436,432 S	1/2001	Gams	
D441,946 S	5/2001	Agnew et al.	
D450,439 S	11/2001	Wilson	
D462,160 S	9/2002	Kung	
D464,477 S	* 10/2002	Adams	D2/960

* cited by examiner

Primary Examiner—Celia Murphy

(74) *Attorney, Agent, or Firm*—Marshall A. Lerner, Esq.; Finn T. Simmenssen, Esq.; Kleinberg & Lerner, LLP

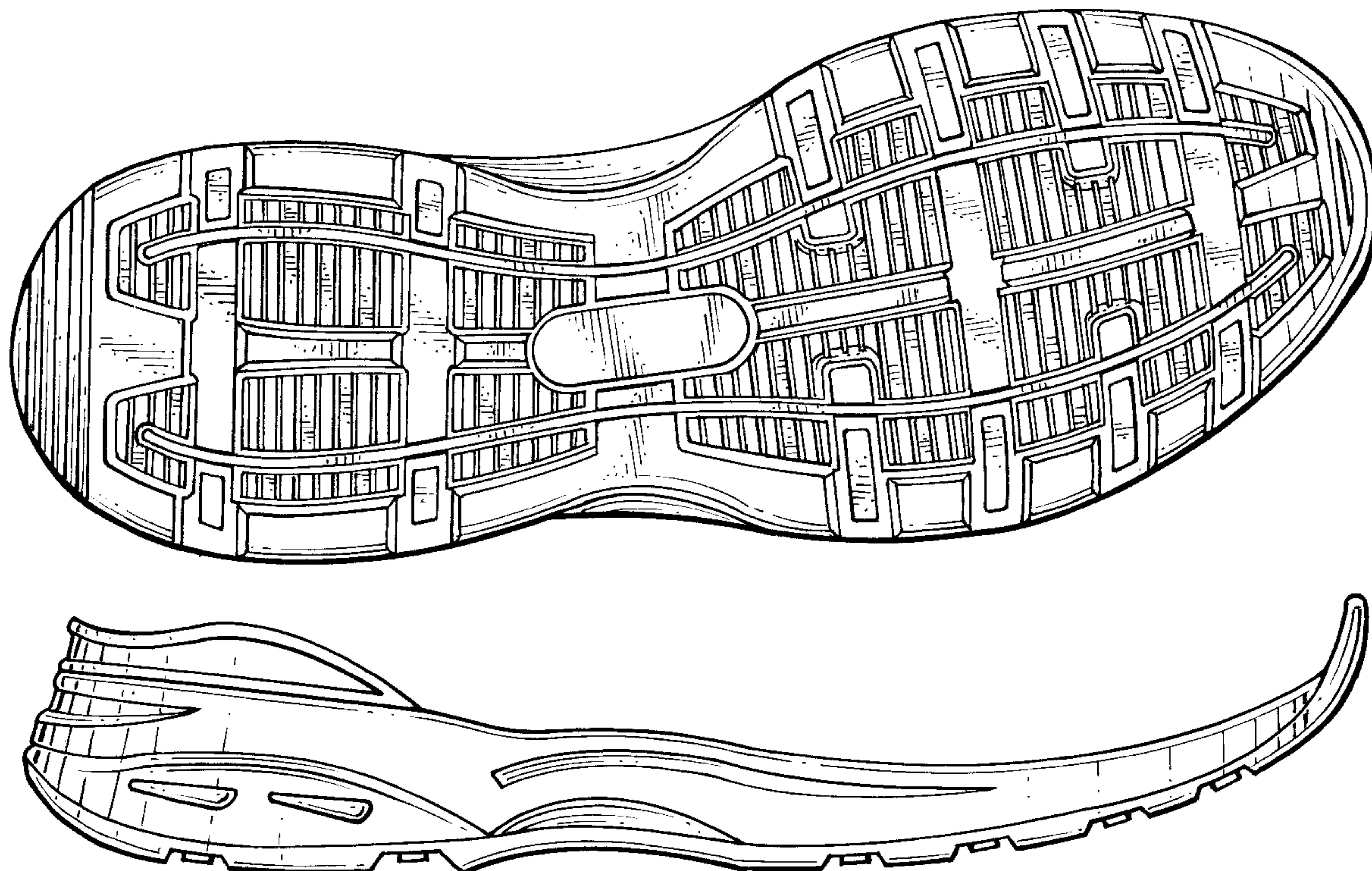
(57) **CLAIM**

The ornamental design for a shoe bottom, as shown and described.

DESCRIPTION

FIG. 1 is a perspective view of a shoe bottom showing my new design;
FIG. 2 is a bottom plan view thereof;
FIG. 3 is a left side elevational view thereof;
FIG. 4 is a right side elevational view thereof;
FIG. 5 is a front elevational view thereof; and,
FIG. 6 is a rear elevational view thereof.
Broken lines in the figures are for illustrative purposes only and form no part of the claimed design.

1 Claim, 3 Drawing Sheets



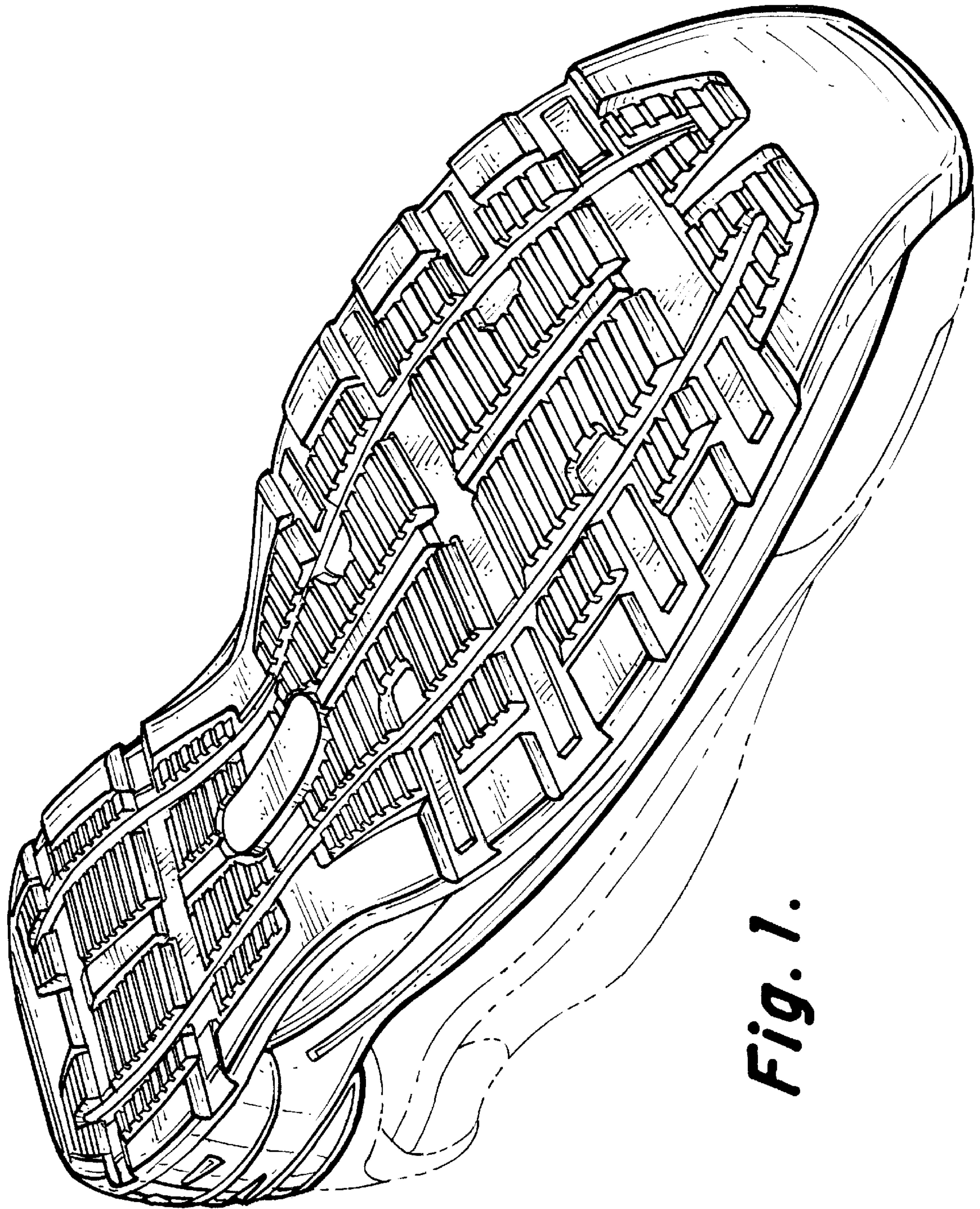


Fig. 1.

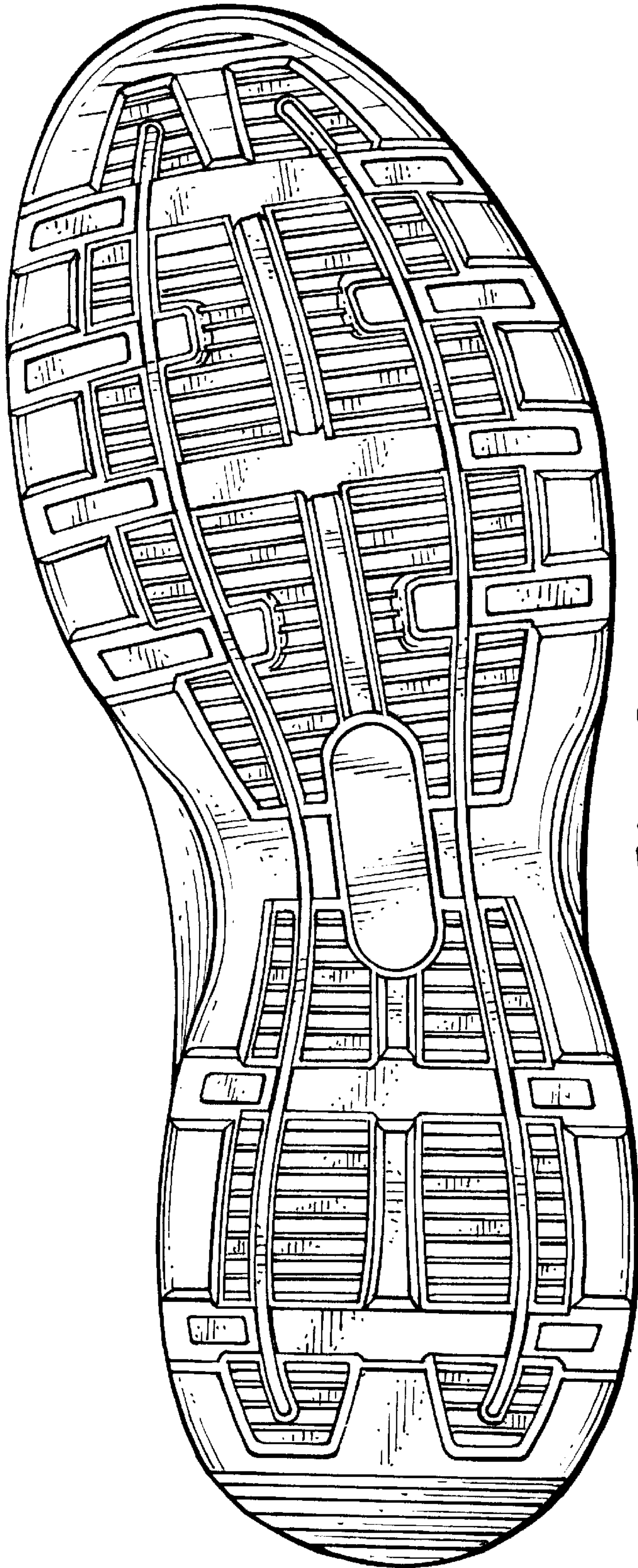


Fig. 2.



Fig. 3.



Fig. 4.

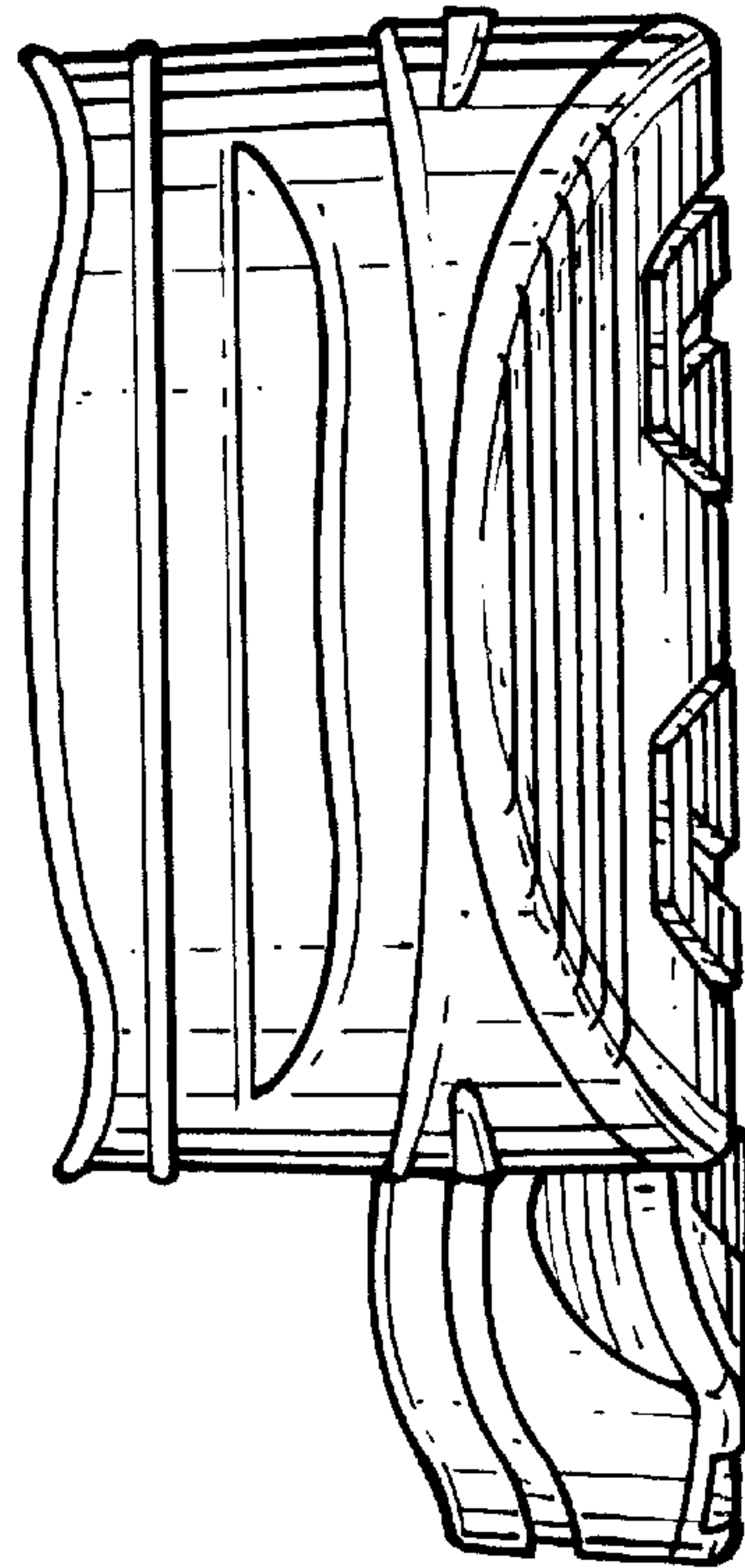


Fig. 6.

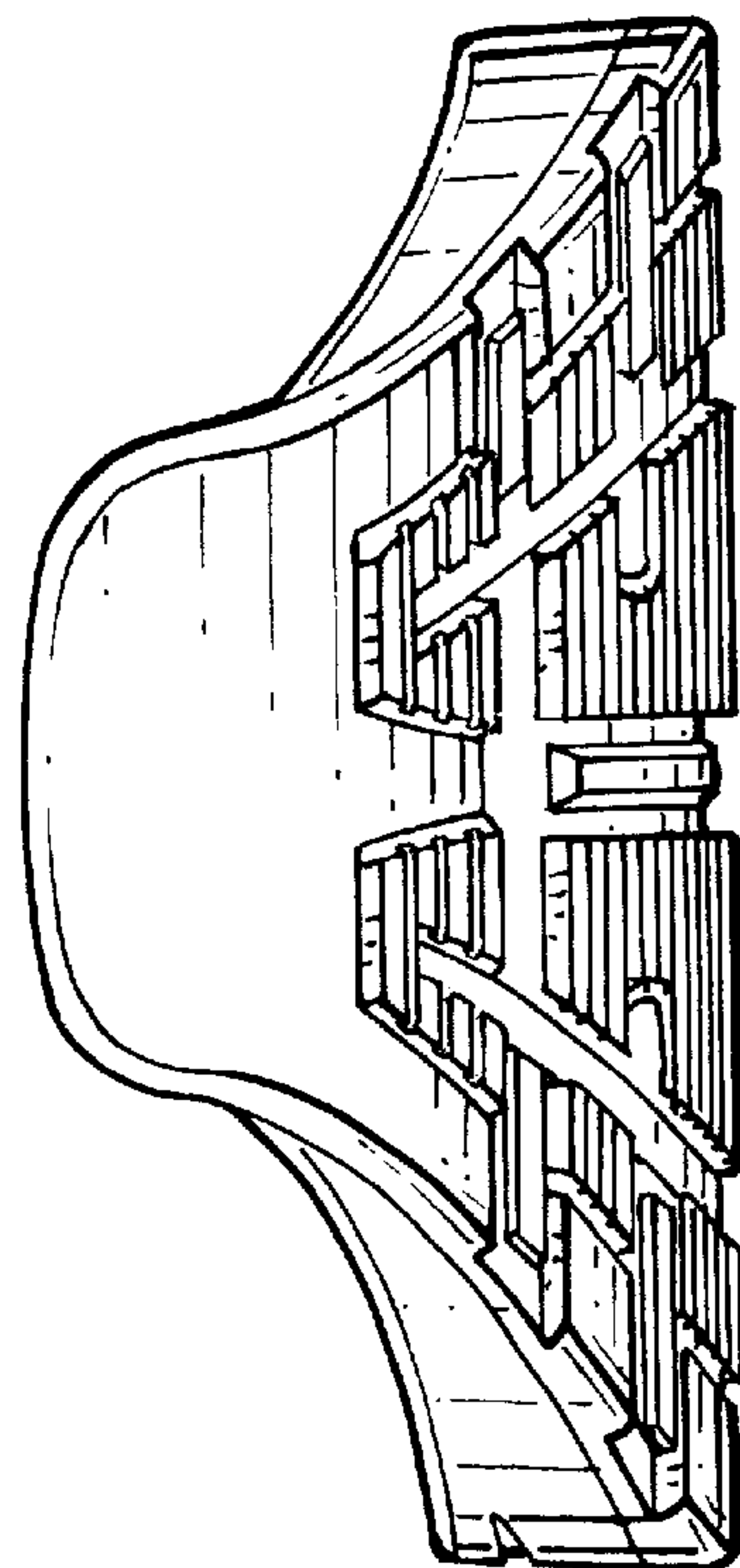


Fig. 5.