



US00D473029S

(12) **United States Design Patent**  
**Shilling et al.**

(10) **Patent No.: US D473,029 S**  
(45) **Date of Patent: \*\* Apr. 8, 2003**

(54) **TRASH RECEPTACLE HOLDER**  
(75) Inventors: **Jerry L. Shilling**, Syracuse, IN (US);  
**Timothy L. Foltz**, Denver, IN (US)  
(73) Assignee: **Wabash Valley Manufacturing**, Silver  
Lake, IN (US)  
(\*\*) Term: **14 Years**

D445,982 S 7/2001 Skalka  
D448,905 S 10/2001 Skalka  
D450,166 S \* 11/2001 Skalka ..... D34/1  
D452,760 S \* 1/2002 Skalka ..... D34/1  
D454,238 S \* 3/2002 Skalka ..... D34/1  
D454,674 S \* 3/2002 Skear ..... D34/6  
D457,701 S \* 5/2002 Slear et al. .... D34/1  
D457,703 S \* 5/2002 Tolar ..... D34/7  
D458,431 S \* 6/2002 Skalka ..... D34/7  
D461,290 S \* 8/2002 Shilling et al. .... D34/1

(21) Appl. No.: **29/156,133**  
(22) Filed: **Feb. 22, 2002**  
(51) **LOC (7) Cl.** ..... **09-09**  
(52) **U.S. Cl.** ..... **D34/6; D34/1**  
(58) **Field of Search** ..... D34/1, 5, 6, 7;  
220/908, 909, 910, 911; D19/77, 75, 81,  
85, 84, 82; D3/206

**OTHER PUBLICATIONS**

2001 "Plastisol" Coated Furniture Catalog, Wabash Valley  
Manufacturing, Inc. pp. 130–133.  
Vinyl Coated Steel Recreational Furniture 1998 Catalog,  
Diversified Metal Fabricators, Inc.  
Superior Line Outdoor/Indoor Furniture 1996 Catalog,  
Fusion Coatings, Inc., p. 13.  
Specializing in Vinyl Coated Steel Recreational Furniture  
Catalog, Diversified Metal Fabricators, Inc., 12<sup>th</sup> Edition,  
Jan. 1996.  
Recreation Catalog, Ken Coat, Inc., Dec. 1, 1995.  
Café Catalog, Ken Coat, Inc., Dec. 1995.  
Seating Catalog, Ken Coat, Inc., Dec. 1, 1995.

(56) **References Cited**  
**U.S. PATENT DOCUMENTS**  
1,080,470 A 12/1913 Nutter et al.  
D51,368 S 10/1917 Ellis  
D304,253 S \* 10/1989 Skalka ..... D34/6  
D304,632 S 11/1989 Skalka  
D305,470 S \* 1/1990 Yoshikawa ..... D34/1  
D305,471 S \* 1/1990 Yoshikawa ..... D34/1  
D306,908 S \* 3/1990 Hanna ..... D34/5  
D307,343 S \* 4/1990 Lauraine, Jr. et al. .... D34/1  
D314,461 S 2/1991 Skalka  
D322,347 S \* 12/1991 Skalka ..... D34/5  
D322,348 S 12/1991 Skalka  
D322,702 S 12/1991 Skalka  
D353,250 S 12/1994 Skalka  
D355,742 S \* 2/1995 Jackson ..... D34/6  
D369,262 S \* 4/1996 Aaron ..... D34/1  
D391,723 S 3/1998 McCombs  
D417,053 S 11/1999 Skalka  
D418,651 S \* 1/2000 Dionne et al. .... D34/1  
D421,824 S \* 3/2000 Hornyak ..... D34/1  
D423,166 S \* 4/2000 Hornyak ..... D34/1  
D426,927 S \* 6/2000 Heiny et al. .... D34/5  
D429,045 S \* 8/2000 Andujar et al. .... D34/1  
D437,984 S \* 2/2001 Weiss et al. .... D34/1  
D441,932 S 5/2001 Skalka

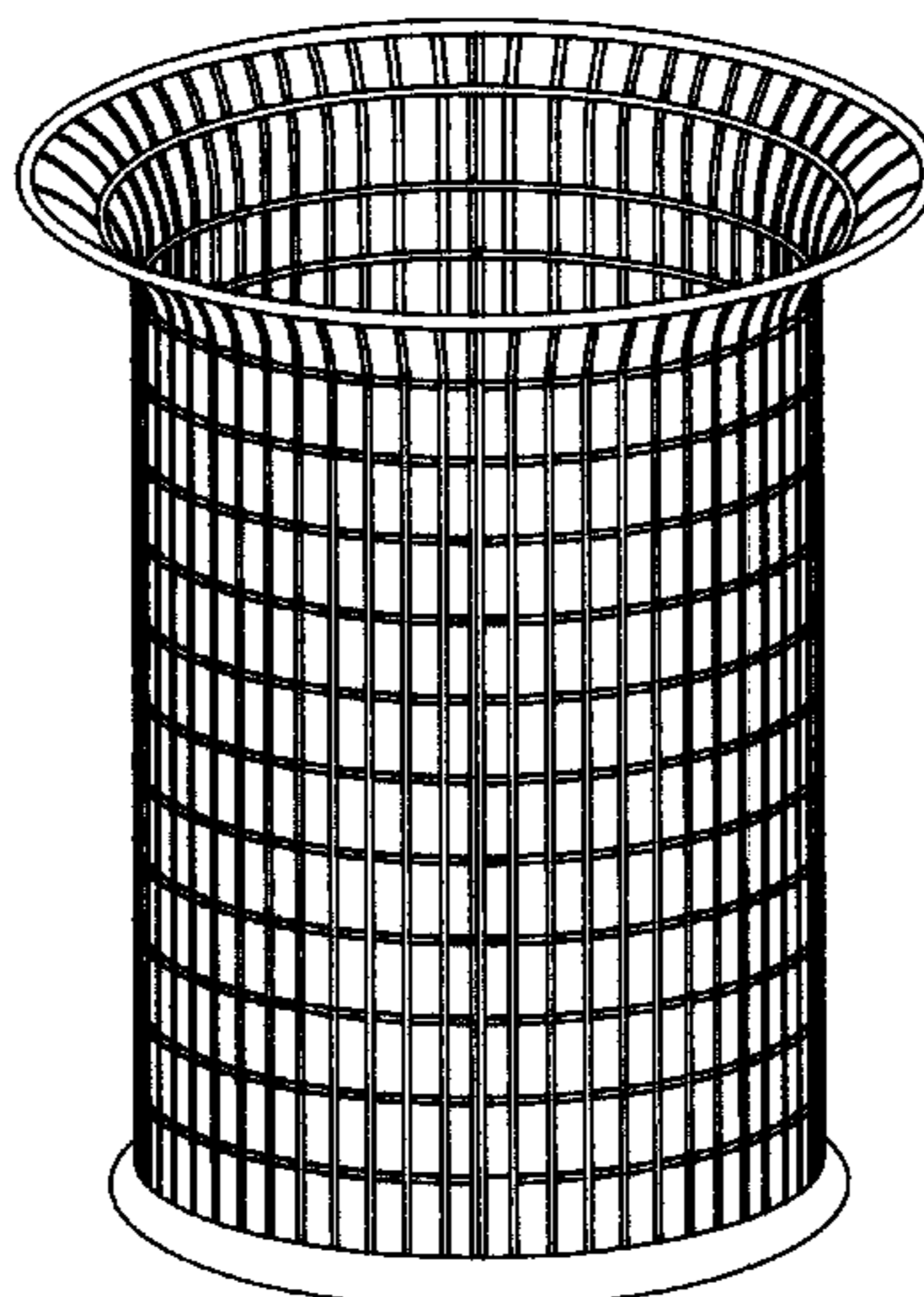
\* cited by examiner  
*Primary Examiner*—Cynthia E. Ramirez  
(74) *Attorney, Agent, or Firm*—E. Victor Indiano

(57) **CLAIM**  
The ornamental design for the trash receptacle holder, as  
shown and described.

**DESCRIPTION**

FIG. 1 is a perspective view of a trash receptacle holder  
showing our new design;  
FIG. 2 is a front view thereof;  
FIG. 3 is a left side view thereof;  
FIG. 4 is a right side view thereof;  
FIG. 5 is a rear view thereof;  
FIG. 6 is a top view thereof; and,  
FIG. 7 is a bottom view thereof.

**1 Claim, 3 Drawing Sheets**



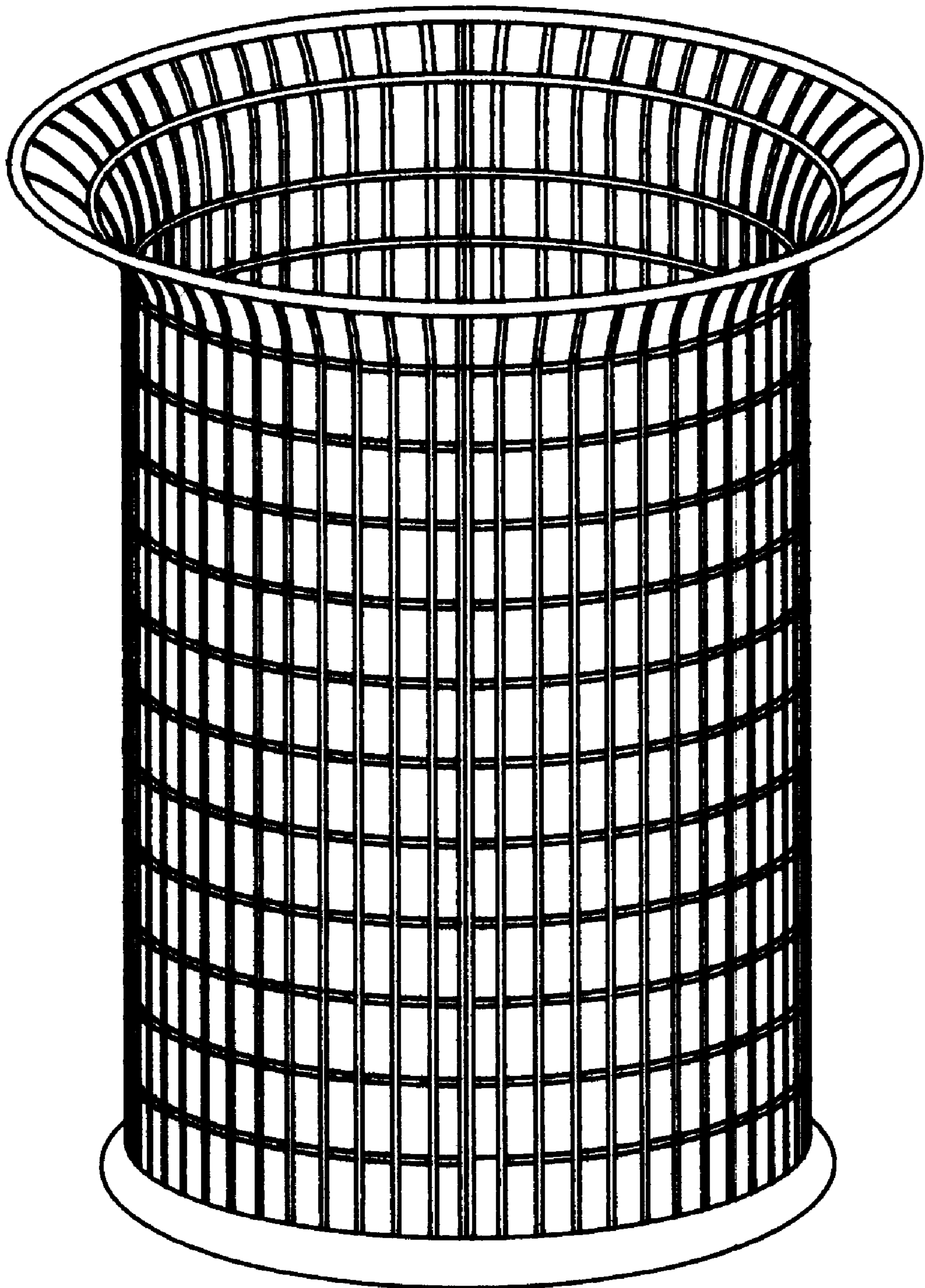


FIG. 1

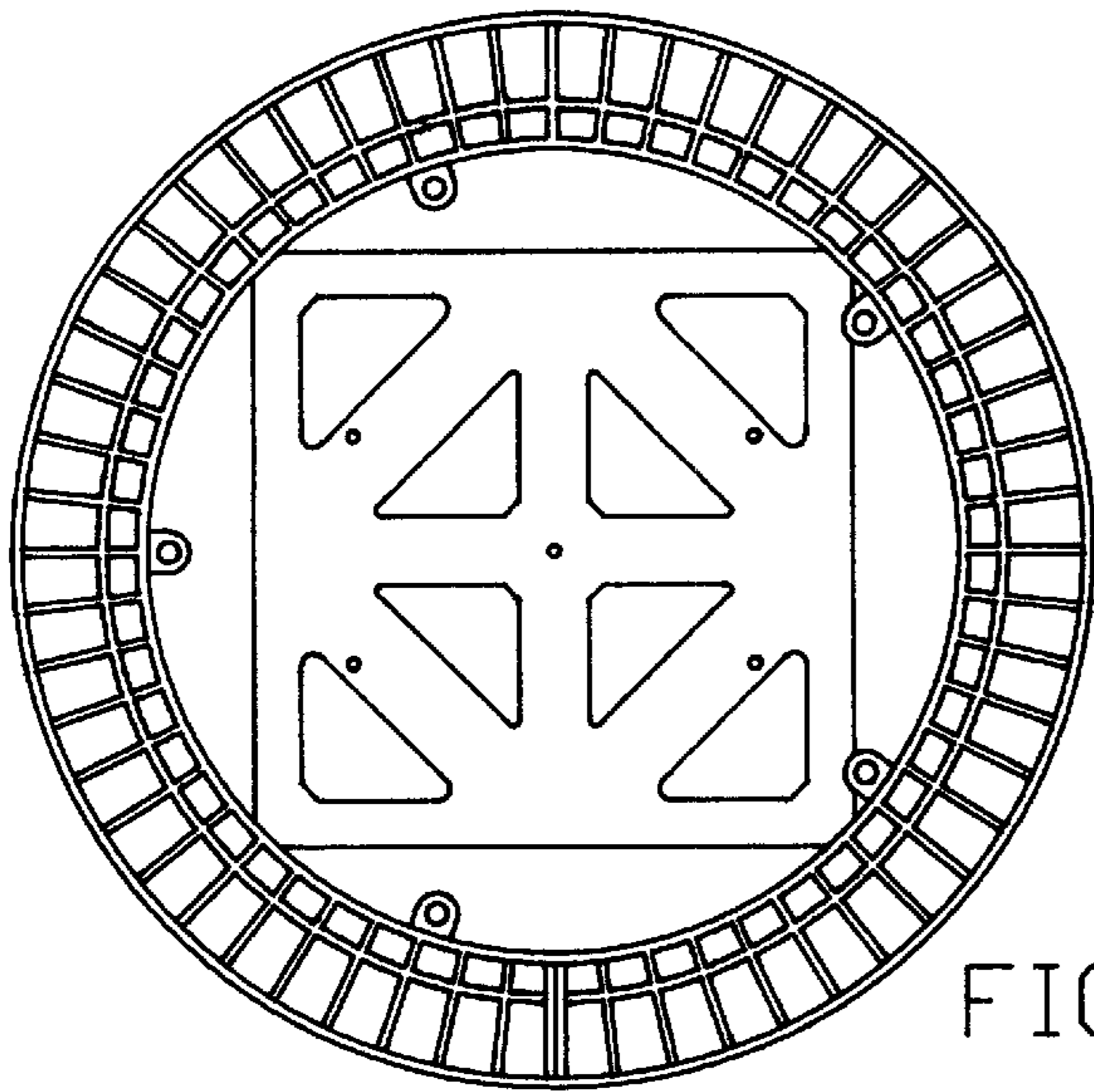


FIG. 3

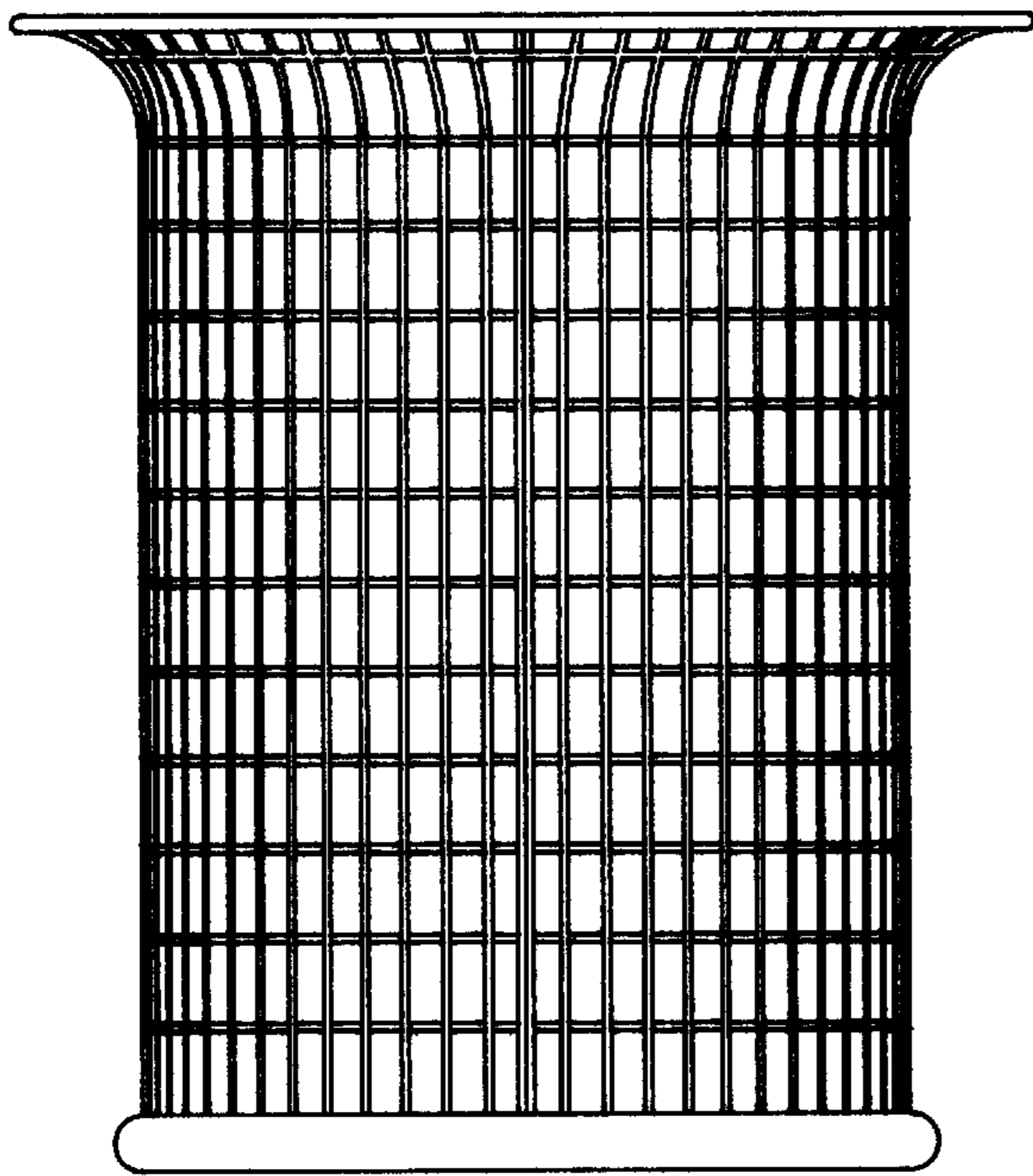


FIG. 2

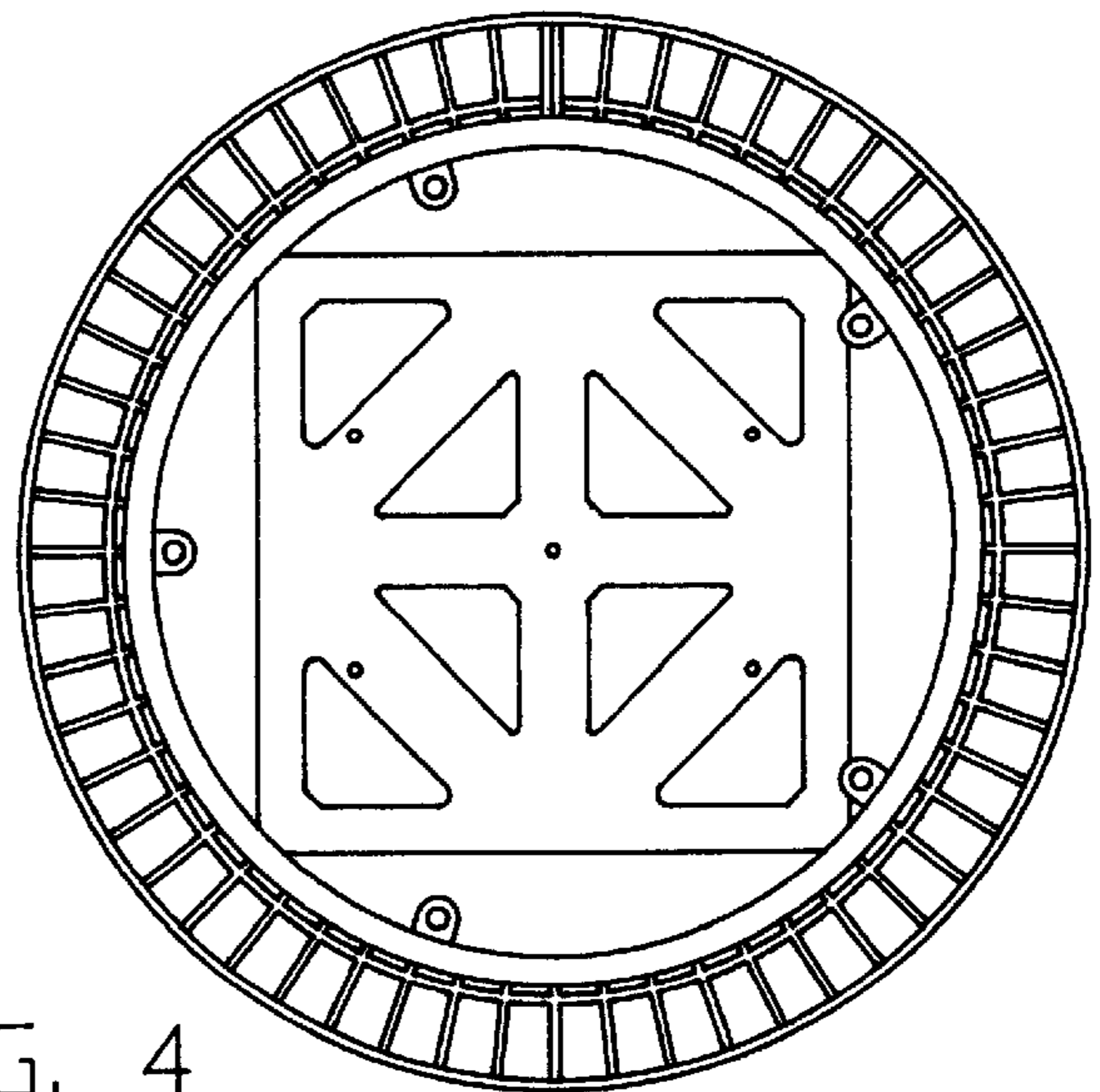


FIG. 4




FIG. 7

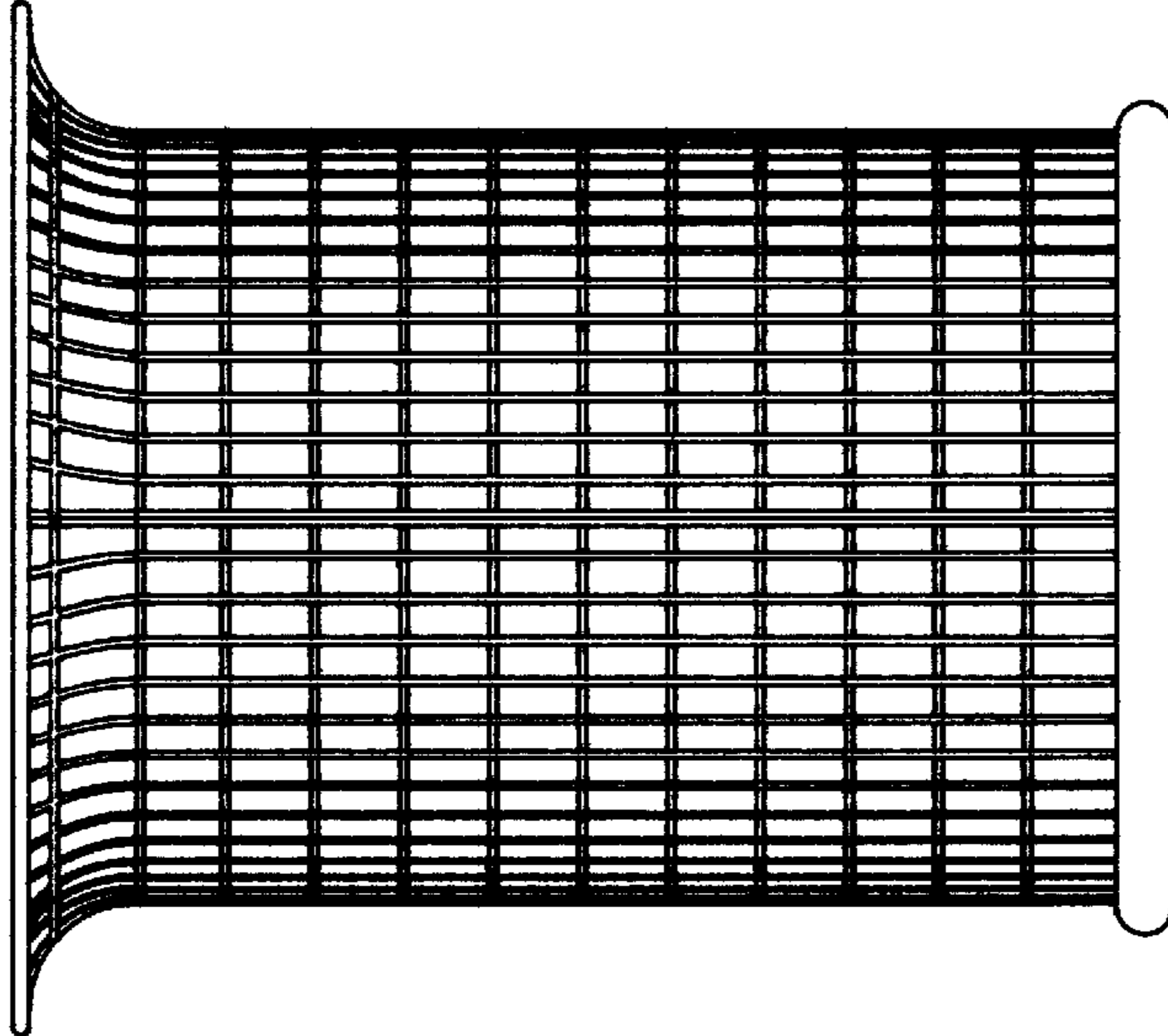


FIG. 6

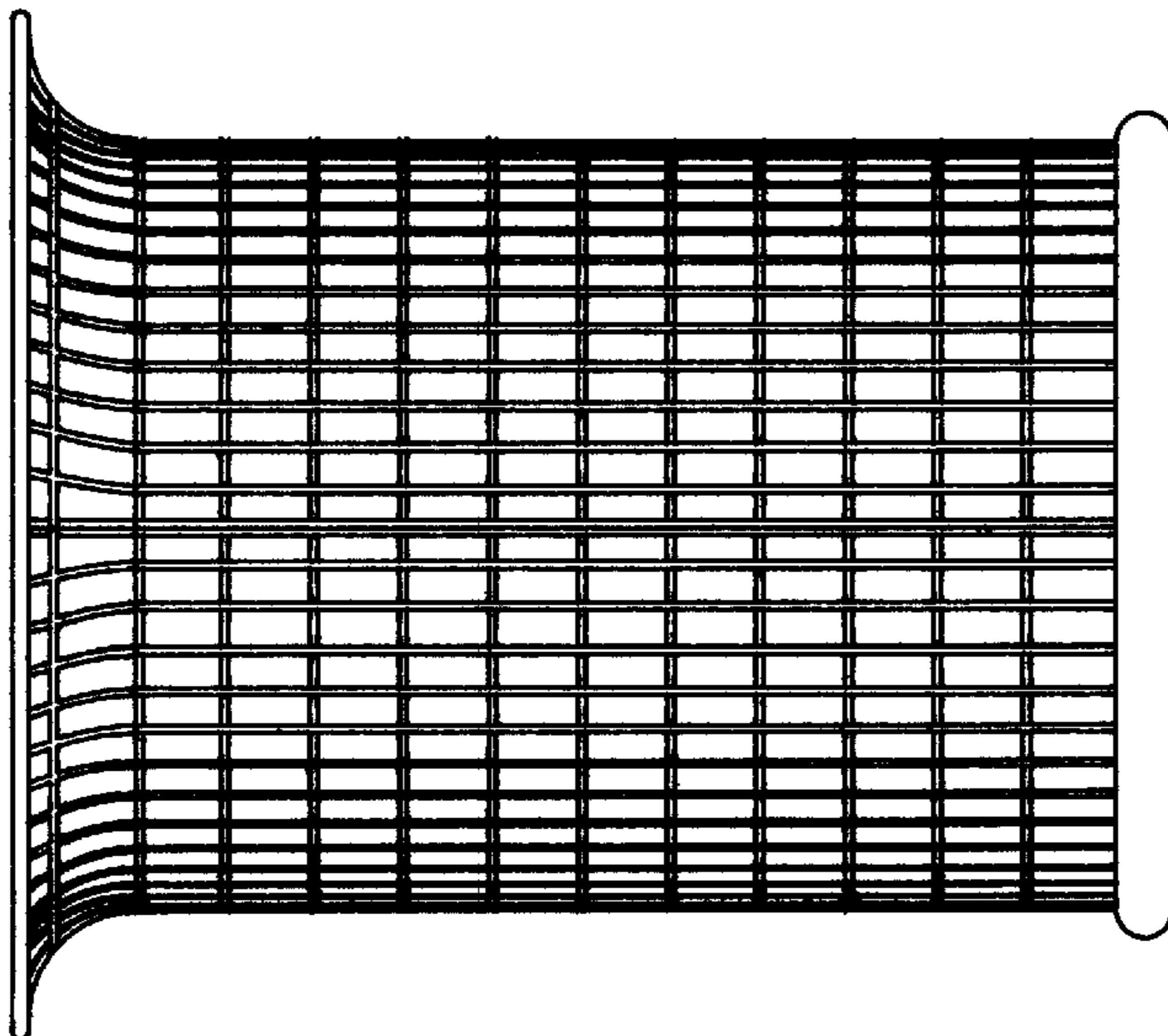


FIG. 5