



US00D473026S

(12) **United States Design Patent**
Shickle et al.

(10) **Patent No.:** **US D473,026 S**

(45) **Date of Patent:** **** Apr. 8, 2003**

(54) **SHUTTLE FOR FIXING TO INSIDE OF WASHING MACHINE**

(75) Inventors: **Mark Shickle**, Richmond (GB); **Paul Robert Sherratt**, Leeds (GB)

(73) Assignee: **Unilever Home & Personal Care USA, a division of Conopco, Inc.**, Greenwich, CT (US)

(**) Term: **14 Years**

(21) Appl. No.: **29/138,404**

(22) Filed: **Mar. 13, 2001**

(30) **Foreign Application Priority Data**

Sep. 20, 2000 (GB) 2095948

(51) **LOC (7) Cl.** **15-05**

(52) **U.S. Cl.** **D32/25; D32/30**

(58) **Field of Search** D32/1-3, 6, 25, D32/30, 35; 68/17 R, 17 A, 12.18, 235 R, 207; 134/93, 99.2; 222/651, 652

(56) **References Cited**

U.S. PATENT DOCUMENTS

3,130,738 A * 4/1964 Kays et al. 222/651

3,915,349 A * 10/1975 Losert et al. 68/17 R X

3,921,421 A * 11/1975 Kretchman et al. 68/17 R
3,988,908 A * 11/1976 Beare et al. 68/12.18
4,186,573 A * 2/1980 Brenner et al. 68/12.18
D306,923 S * 3/1990 Bodecker et al. D32/25
D345,636 S * 3/1994 Naporano D32/30
D361,267 S * 8/1995 Harley et al. D32/25 X
6,058,946 A * 5/2000 Bellati et al. 68/17 R X

* cited by examiner

Primary Examiner—Ted Shooman

Assistant Examiner—C Tuttle

(74) *Attorney, Agent, or Firm*—Alan A. Bornstein

(57) **CLAIM**

The ornamental design for a shuttle for fixing to inside of washing machine, as shown and described.

DESCRIPTION

FIG. 1 is a front perspective from above and one side of the invention;

FIG. 2 is a top plan view thereof;

FIG. 3 is the underneath plan view thereof;

FIG. 4 is the left side view thereof;

FIG. 5 is the right side view thereof;

FIG. 6 is the rear view thereof; and,

FIG. 7 is the front view thereof.

1 Claim, 2 Drawing Sheets




FIG. 1




FIG. 2

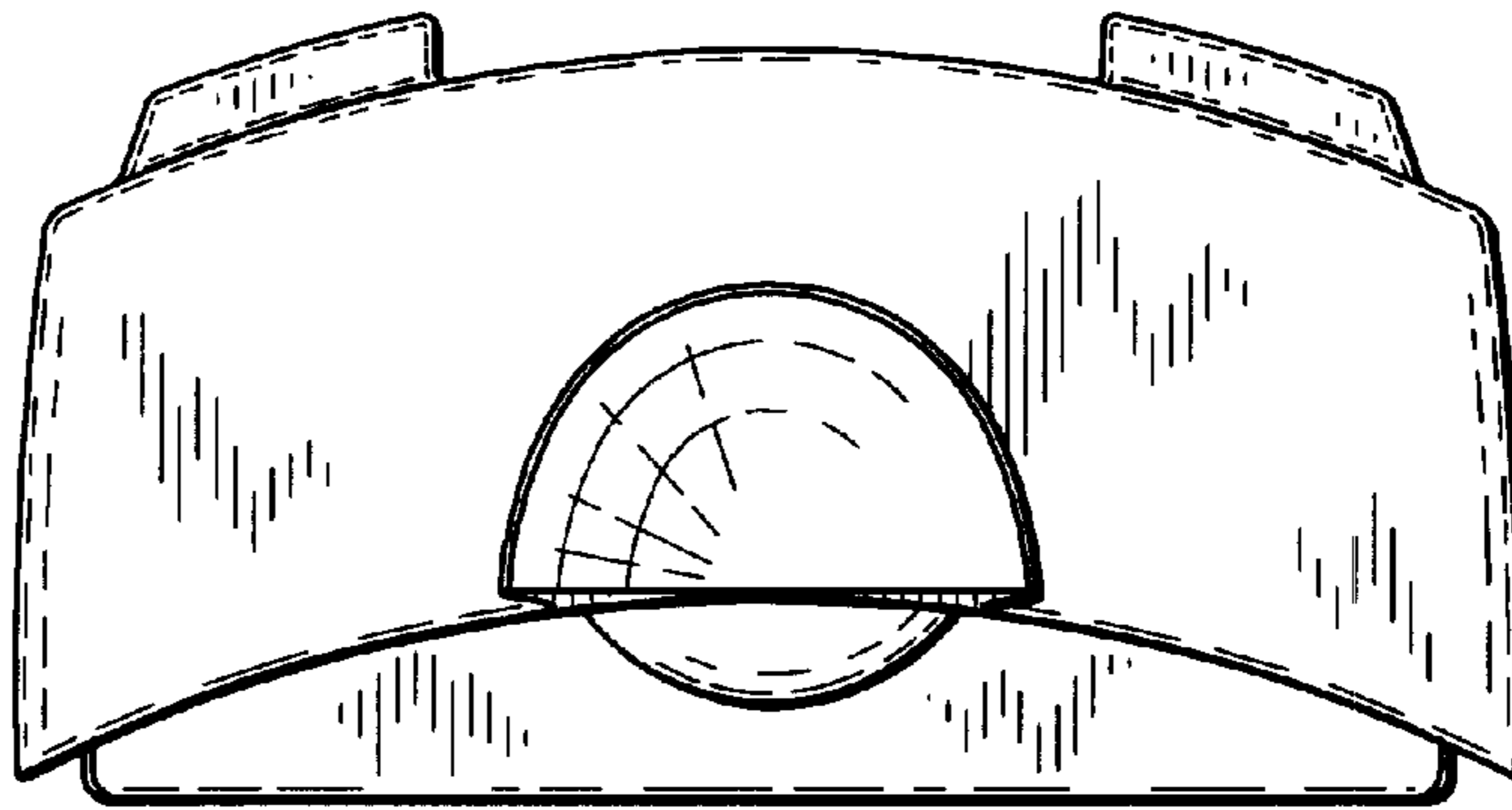


FIG. 3

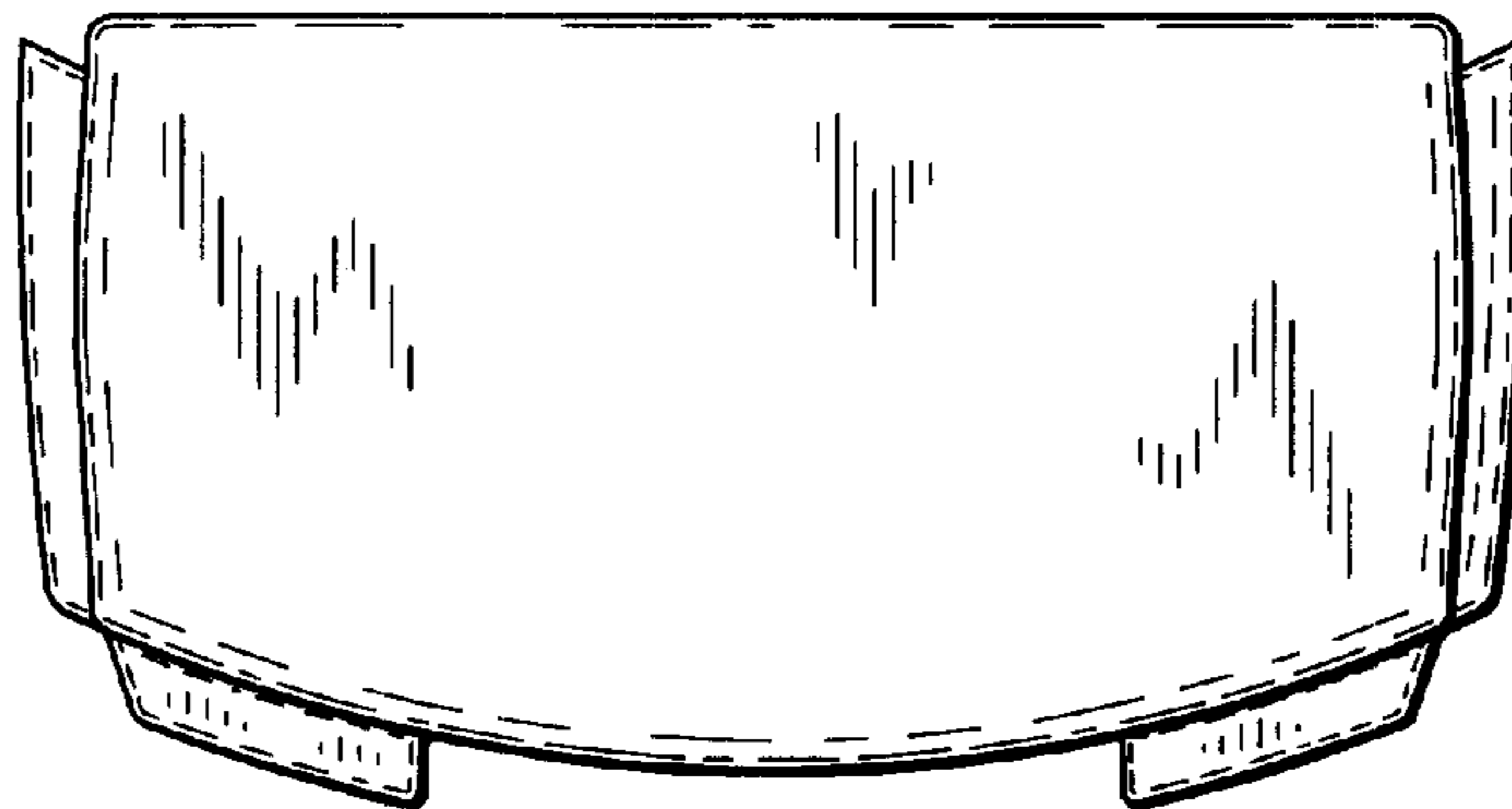


FIG. 4

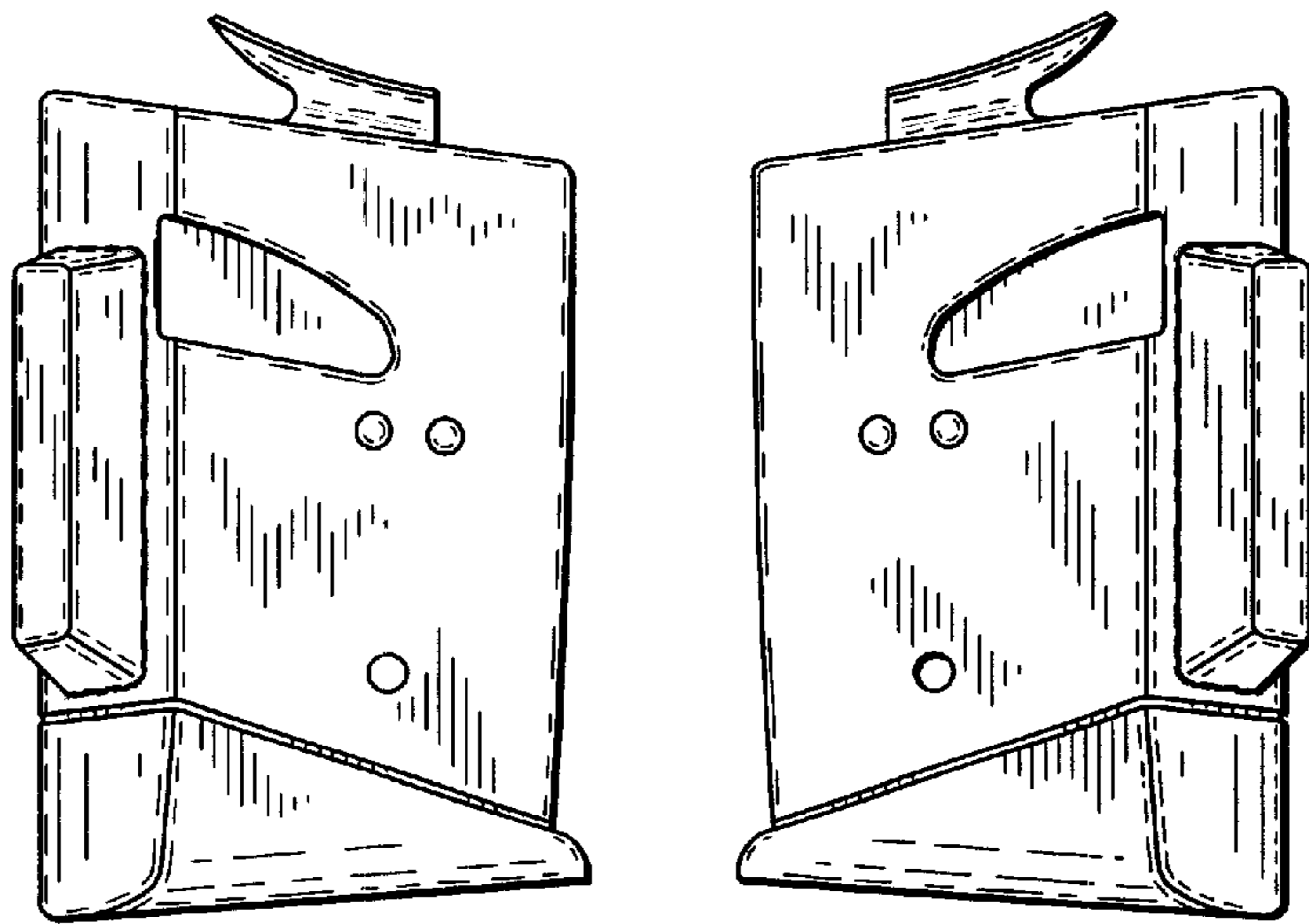


FIG. 6




FIG. 7

