



US00D473018S

(12) **United States Design Patent**
Ford

(10) **Patent No.:** **US D473,018 S**

(45) **Date of Patent:** **** Apr. 8, 2003**

(54) **PEDICURE SLIPPER**

(76) **Inventor:** **Judit K. Ford**, 12406 El Oro way,
Granada Hills, CA (US) 91344

(**) **Term:** **14 Years**

(21) **Appl. No.:** **29/164,749**

(22) **Filed:** **Jul. 29, 2002**

(51) **LOC (7) Cl.** **28-03**

(52) **U.S. Cl.** **D28/56**

(58) **Field of Search** D28/56, 57, 61;
D2/896, 916, 917, 947, 940, 951, 957;
36/94, 102, 112, 113, 106, 3 B, 11.5, 4,
59, 59 C; 132/73, 73.5, 75; 602/30

(56) **References Cited**

U.S. PATENT DOCUMENTS

D70,701 S	*	7/1926	Precourt	D2/951
4,017,987 A	*	4/1977	Perez, Jr.	36/11.5
4,685,224 A	*	8/1987	Anger	36/43
D306,084 S	*	2/1990	Volz et al.	D28/61
D342,597 S	*	12/1993	Clark	D2/917
5,737,853 A	*	4/1998	Smejkal	36/11.5
5,870,837 A	*	2/1999	Poulos	36/11.5

D409,824 S	*	5/1999	Byrd	D2/916
D433,555 S	*	11/2000	Lu	D2/916
D437,106 S	*	2/2001	Cagner	D2/952
6,226,893 B1	*	5/2001	Schlamp et al.	36/11.5
6,298,580 B1	*	10/2001	Tadayon	36/11.5

* cited by examiner

Primary Examiner—Ted Shooman

Assistant Examiner—C Tuttle

(74) *Attorney, Agent, or Firm*—Kelly Bauersfeld Lowry & Kelley, LLP

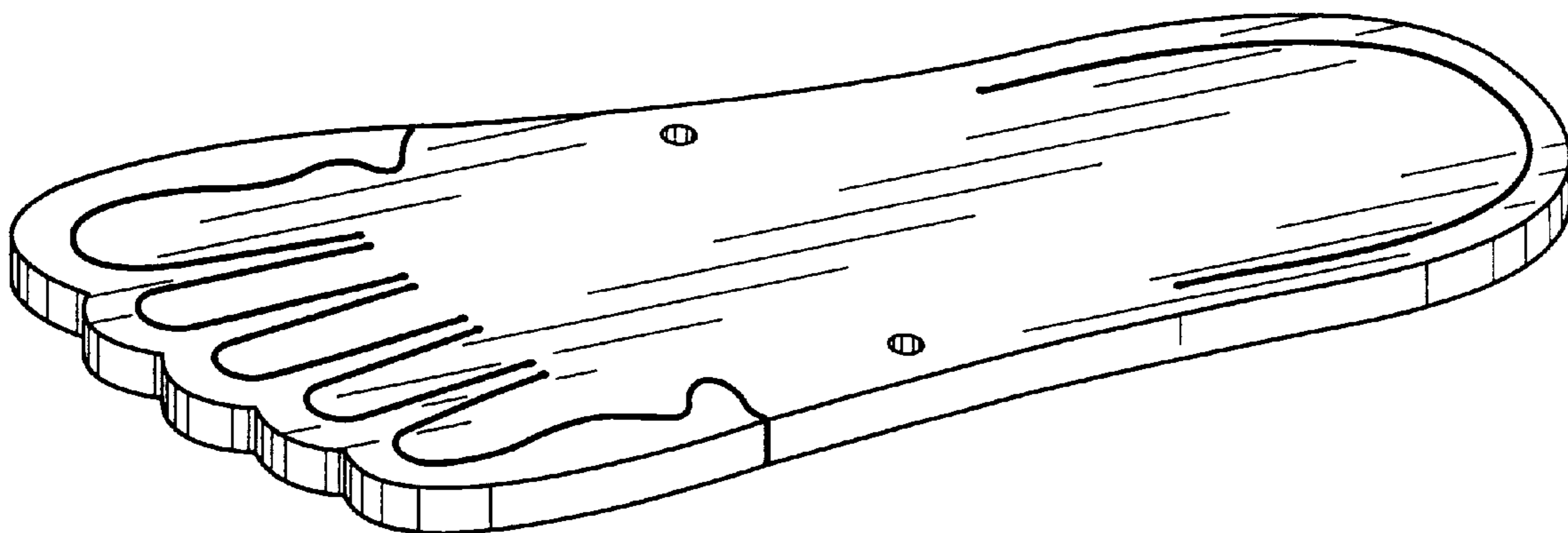
(57) **CLAIM**

The ornamental design for a pedicure slipper, as shown.

DESCRIPTION

FIG. 1 is a top side and front perspective view of a pedicure slipper, embodying my new design;
FIG. 2 is a front elevational view thereof;
FIG. 3 is a rear elevational view thereof;
FIG. 4 is a left side elevational view thereof;
FIG. 5 is a right side elevational view thereof;
FIG. 6 is a top plan view thereof; and,
FIG. 7 is a bottom plan view thereof.

1 Claim, 1 Drawing Sheet



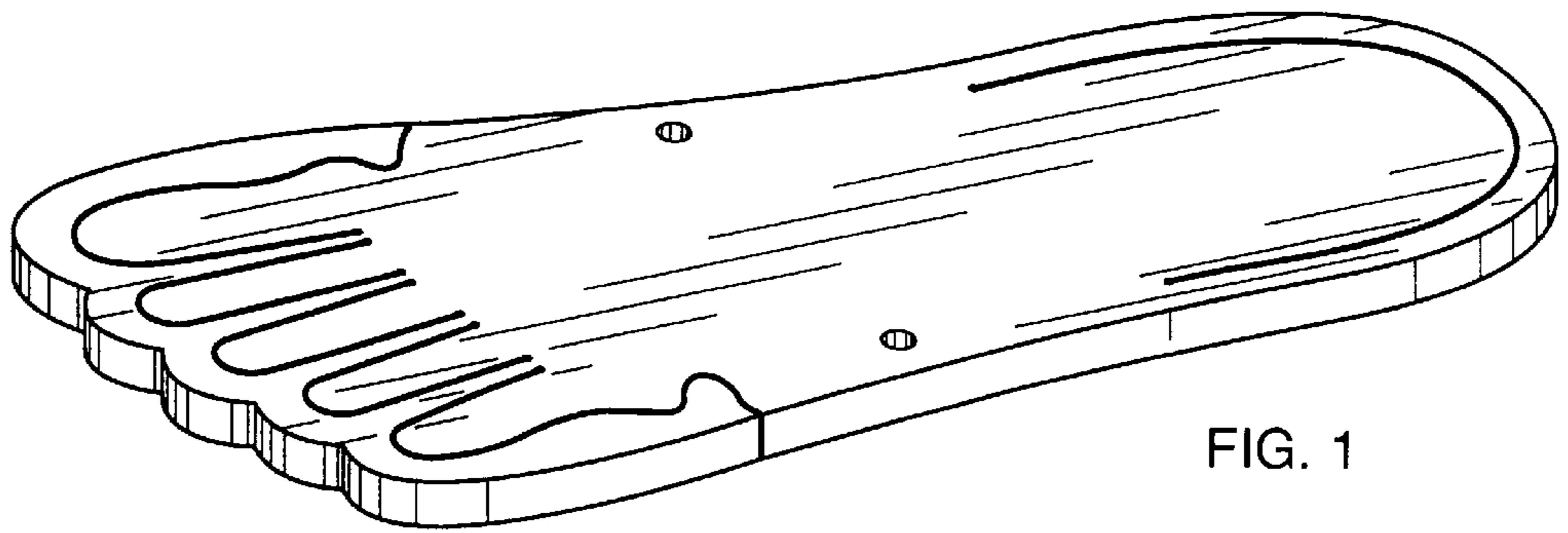


FIG. 1



FIG. 2




FIG. 3



FIG. 4




FIG. 5

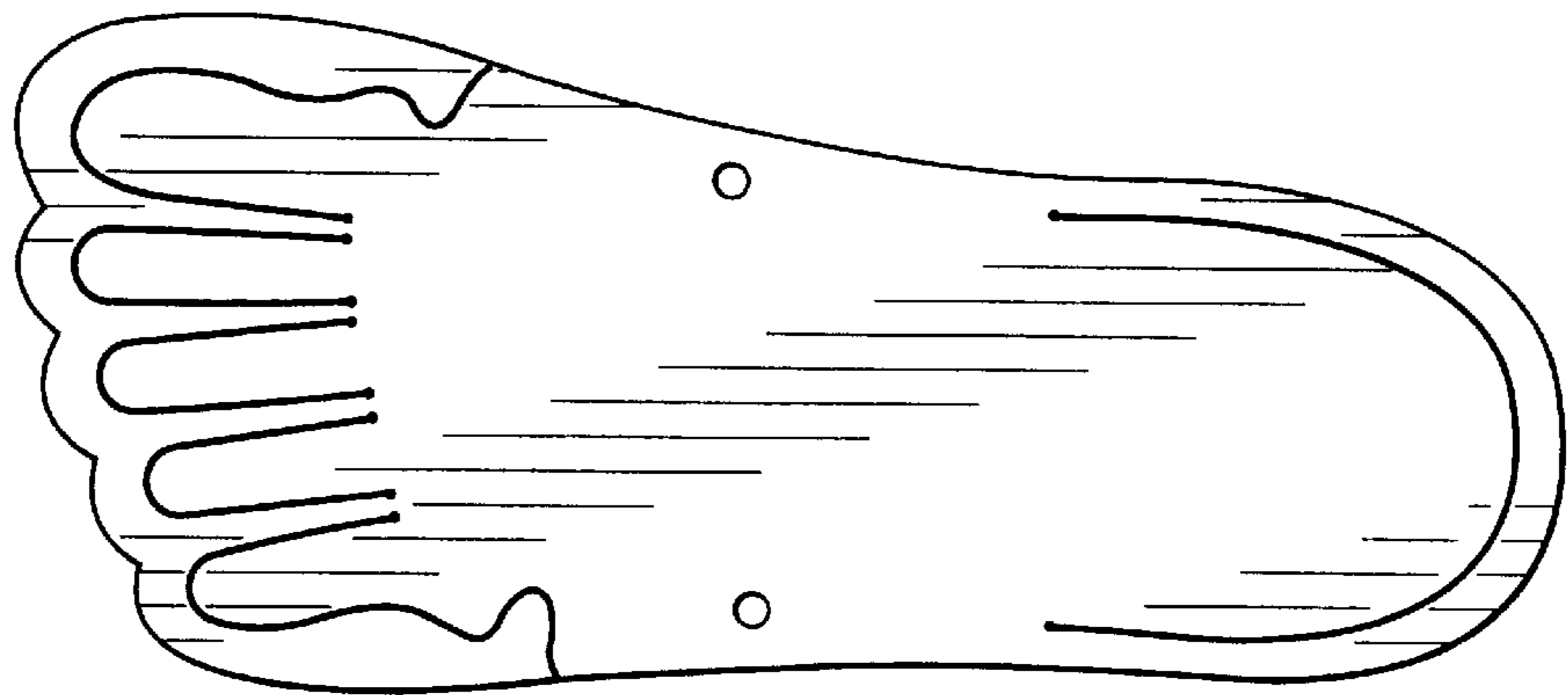


FIG. 6

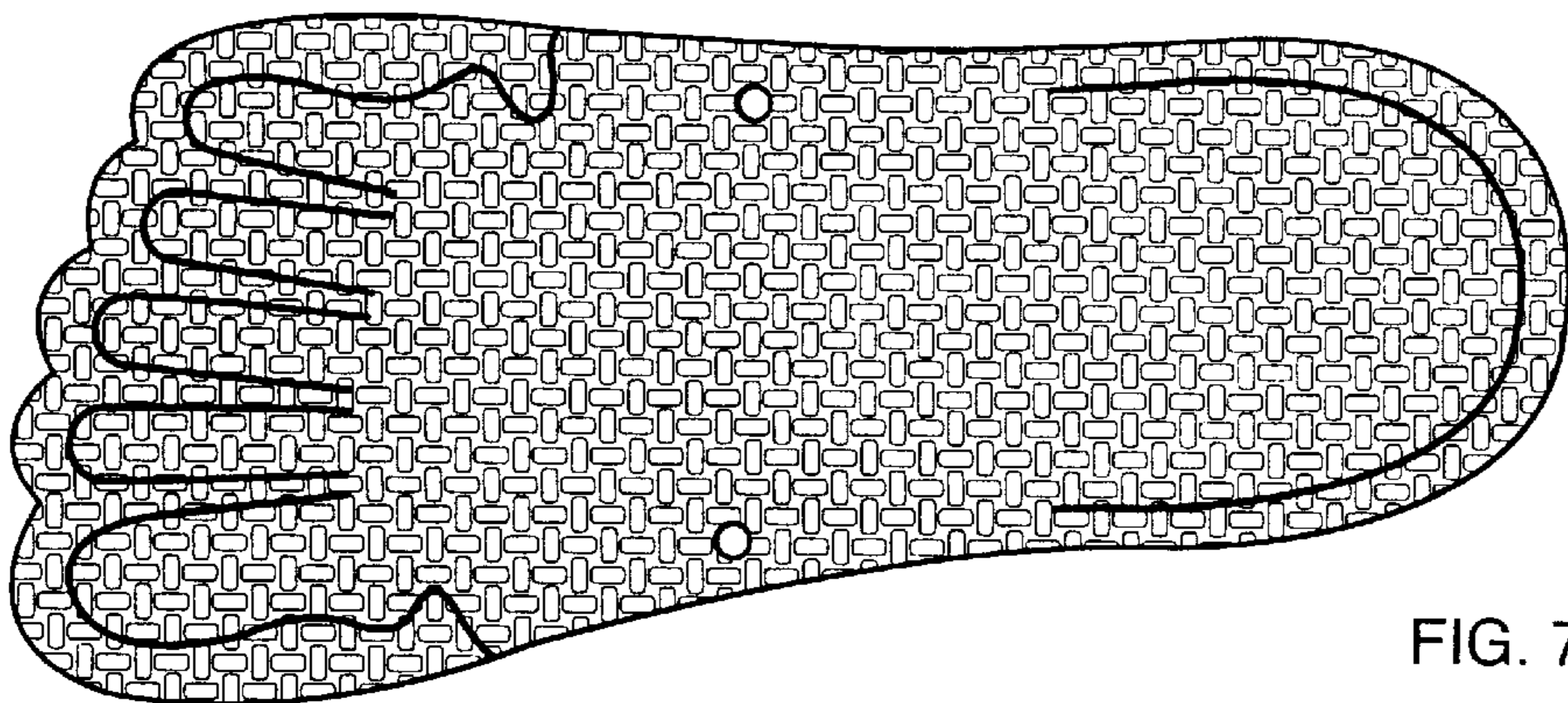


FIG. 7