



US00D472995S

(12) **United States Design Patent**
Horowitz

(10) **Patent No.:** **US D472,995 S**

(45) **Date of Patent:** **** Apr. 8, 2003**

(54) **TAIL LENS ASSEMBLY**

(75) Inventor: **Brian A. Horowitz**, Corona, CA (US)

(73) Assignee: **American Products Company, Inc.**,
Corona, CA (US)

(**) Term: **14 Years**

(21) Appl. No.: **29/162,976**

(22) Filed: **Jun. 24, 2002**

Hiper Industries 2002 Catalog p. 2-3 (prior to Jan. 1, 2002).
in.pro.carwear Catalog, p. 19-21 (prior to Jan. 1, 2002).
KMI Brochure, p. 7 (prior to Jan. 1, 2002).
Legaparts Brochure, p. 3 (prior Jan. 1, 2002).
Matrix GR Motorsports 2002 Catalog, p. 11-12 & 16 (prior
to Jan. 1, 2002).
OBX-R Racing Sports Catalog (copyright 2000), p. 1 (prior
to Jan. 1, 2002).
Toucan Industries 2001-2002 Catalog, p. 27 (prior to Jan. 1,
2002).

(List continued on next page.)

Related U.S. Application Data

(63) Continuation of application No. 29/153,951, filed on Jan. 14,
2002, now Pat. No. Des. 459,507.

(51) **LOC (7) Cl.** **26-04**

(52) **U.S. Cl.** **D26/28**

(58) **Field of Search** D26/28-36, 120,
D26/122; 362/61, 80, 81, 82, 83, 83.4,
267, 269, 275

Primary Examiner—Marcus A. Jackson

(74) *Attorney, Agent, or Firm*—Knobbe, Martens, Olson &
Bear LLP

(57) **CLAIM**

The ornamental design for a tail lens assembly, as shown and
described.

DESCRIPTION

(56) **References Cited**

U.S. PATENT DOCUMENTS

D382,659 S	8/1997	Kaloustian	
D388,200 S	* 12/1997	Tomforde et al.	D26/28
D427,342 S	* 6/2000	Hunter et al.	D26/28
D439,995 S	* 4/2001	Nakagawa et al.	D26/28
D440,331 S	4/2001	Nakazawa et al.	
6,243,008 B1	6/2001	Korabiak	
D448,098 S	9/2001	Horowitz	
D448,869 S	10/2001	Horowitz	
D449,123 S	10/2001	Horowitz	
D449,898 S	10/2001	Horowitz	
6,296,382 B1	10/2001	Hamelbeck	
D450,142 S	11/2001	Horowitz	
D459,507 S	* 6/2002	Horowitz	D26/28

OTHER PUBLICATIONS

Photograph of stock Honda Civic Coupe ('96-'00).
American Products Company Y2K Catalog p. 8-9 (pub-
lished Oct. 21, 1999).
American Products Company 2001 Catalog p. 10-13 (pub-
lished Oct. 10, 2000).

FIG. 1 is a front-right perspective view of a preferred
embodiment of the tail lens assembly according to the
present invention;

FIG. 2 is a partially exploded front-right perspective view of
the tail lens assembly of FIG. 1, illustrating the cover of the
tail lens assembly removed;

FIG. 3 is a front elevational view of the tail lens assembly
of FIG. 1;

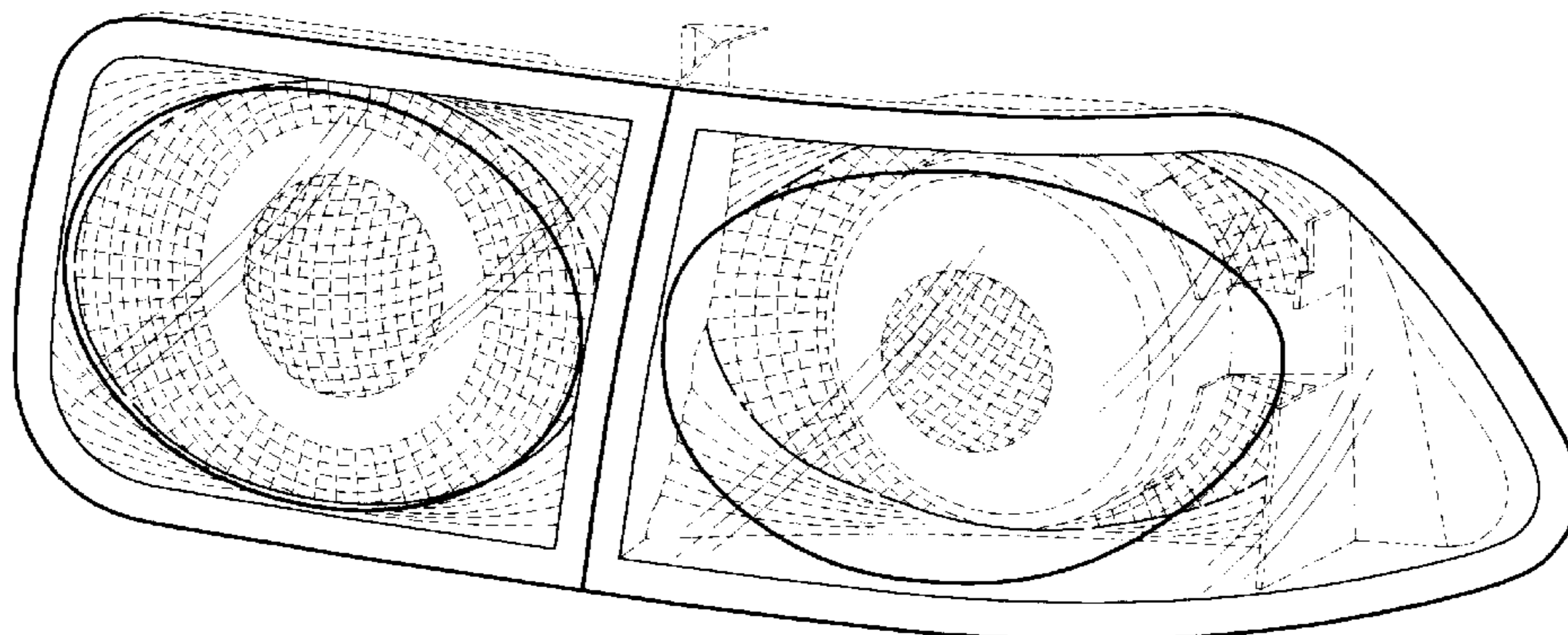
FIG. 4 is a right-side elevational view of the tail lens
assembly of FIG. 1;

FIG. 5 is a top plan view of the tail lens assembly of FIG.
1; and,

FIG. 6 is a front-right perspective view of the tail lens
assembly of FIG. 1 showing the lens assembly installed on
a vehicle.

Phantom living, where used, is for illustrative purposes only
and is not intended to limit the claimed design to the features
shown in phantom.

1 Claim, 4 Drawing Sheets



OTHER PUBLICATIONS

Z2000 Brochure, p. 2–3 (prior to Jan. 1, 2002).

Toucan Industries, Inc. 2001 Catalog, p. 25 (prior to Oct. 30, 2000).

Promotional Material from Sigma Polyurethane International, “Z2000 sportlights–Eurotail lights” (prior to Jul. 25, 2001).

Advertisement for CaliforniaStylin.com, from Mini Trucking Magazine, Nov. 2001.

Advertisement, Stillen Sports Cars from Sport Compact Car, vol. 13, No. 3, Mar. 2001, p. 58–59.

* cited by examiner

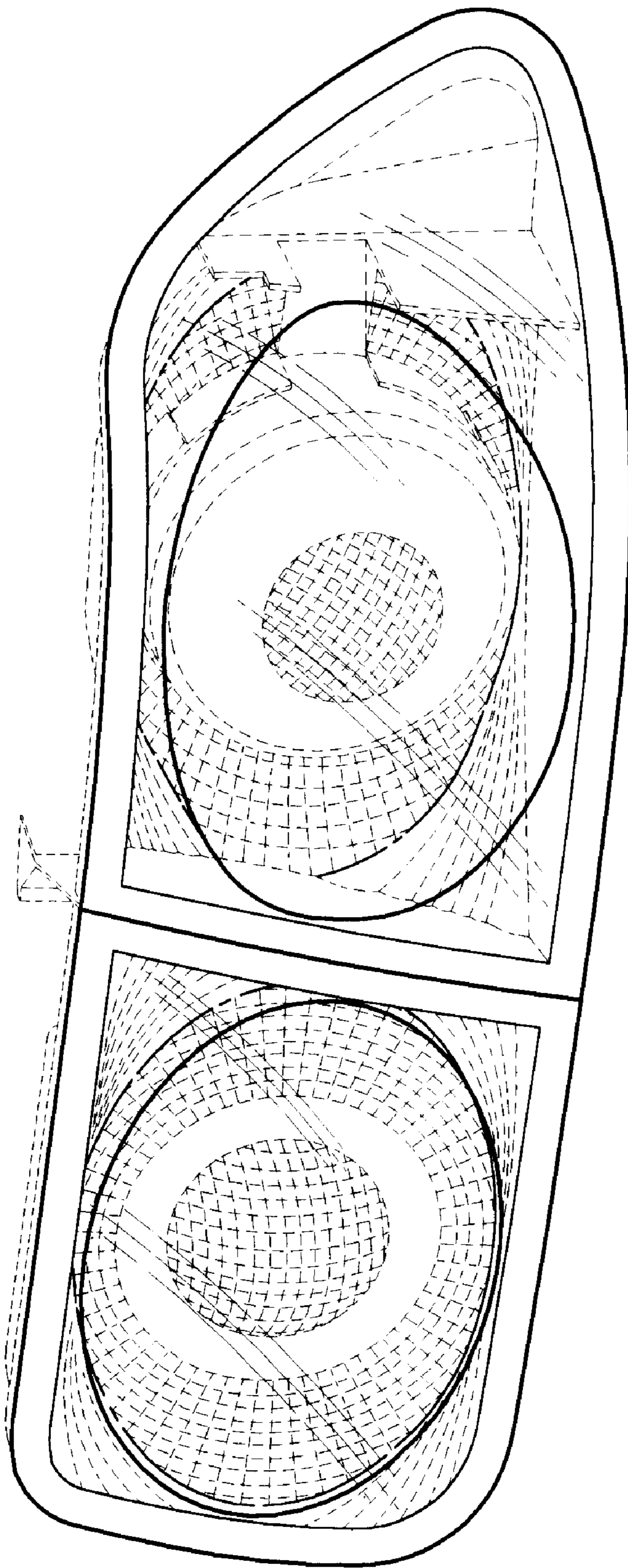


FIG. 1

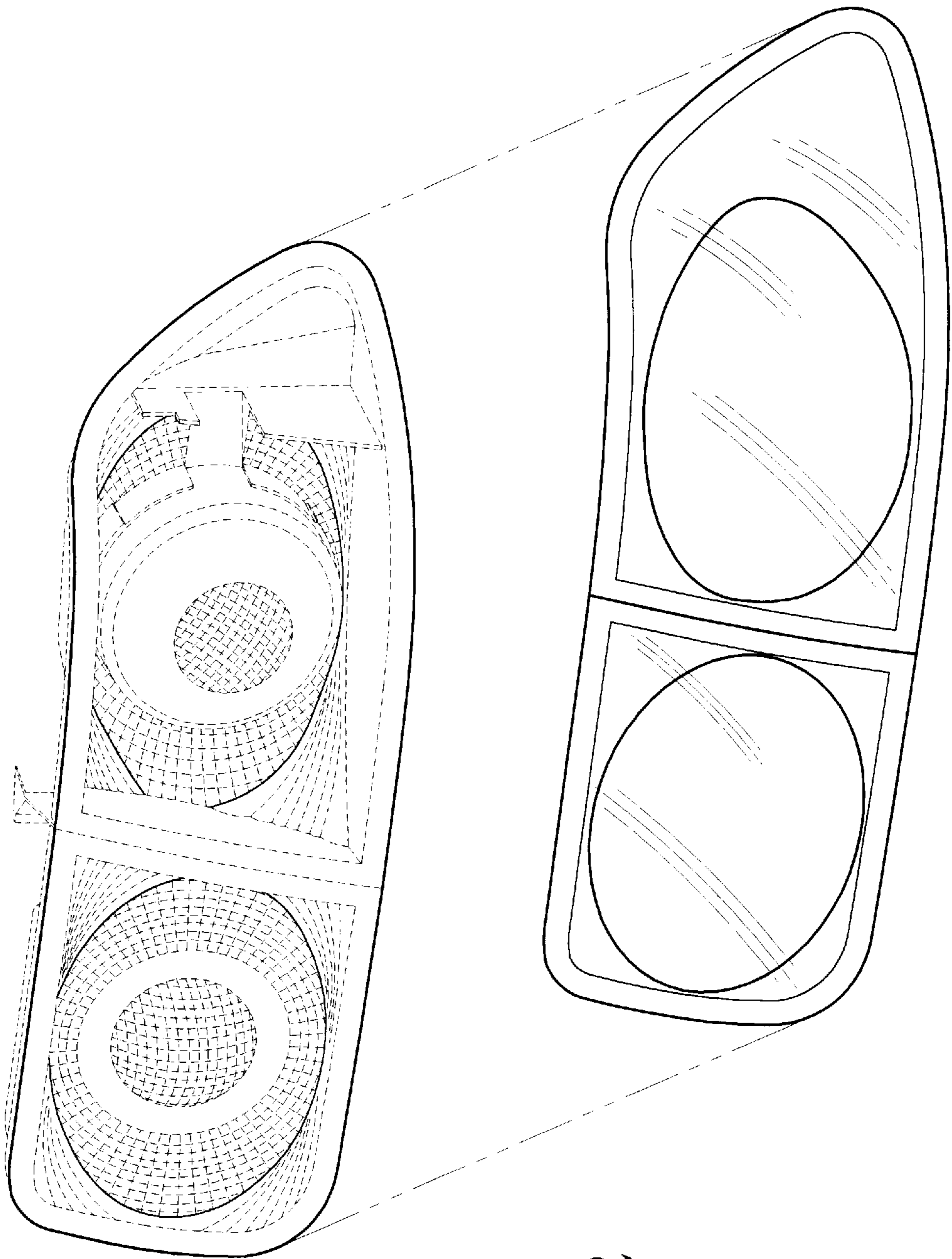


FIG. 2

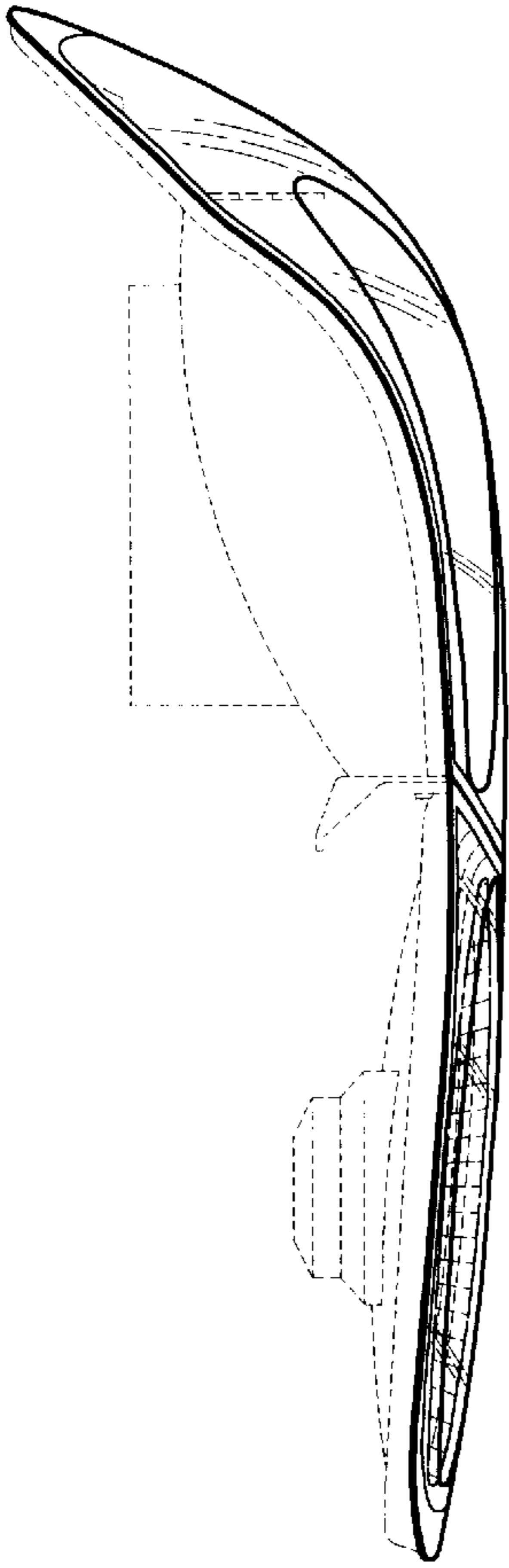


FIG. 5

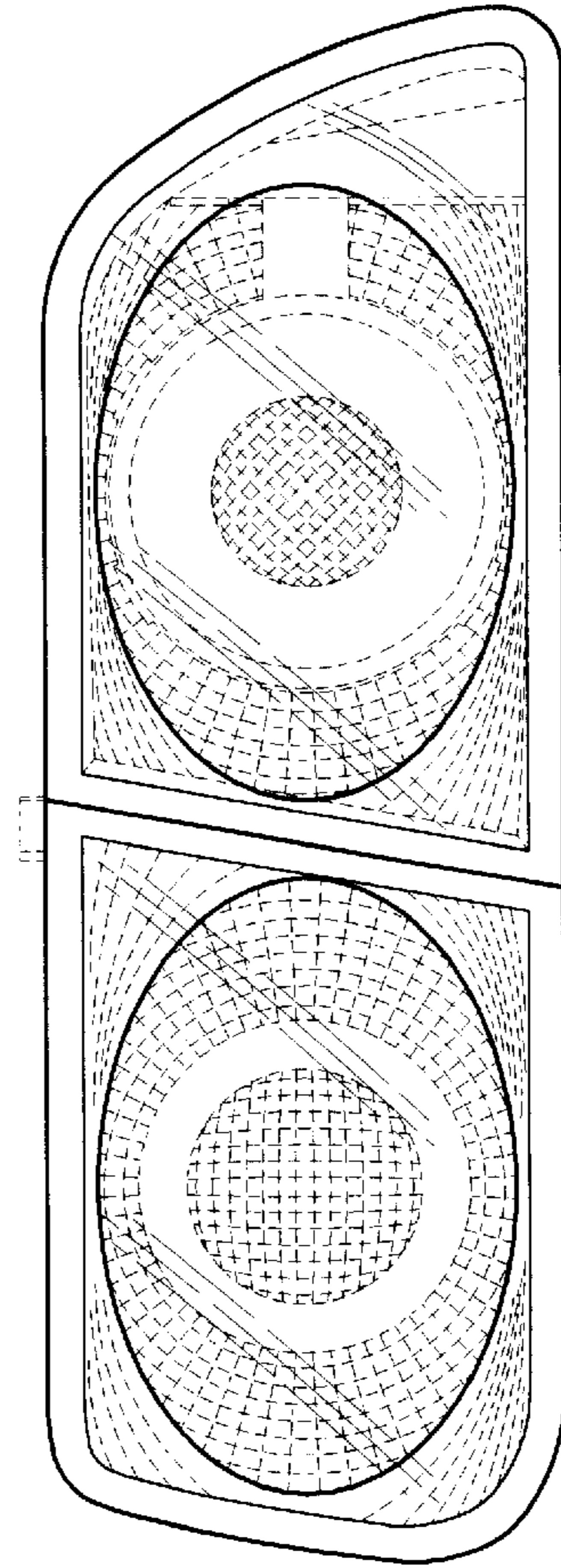


FIG. 3

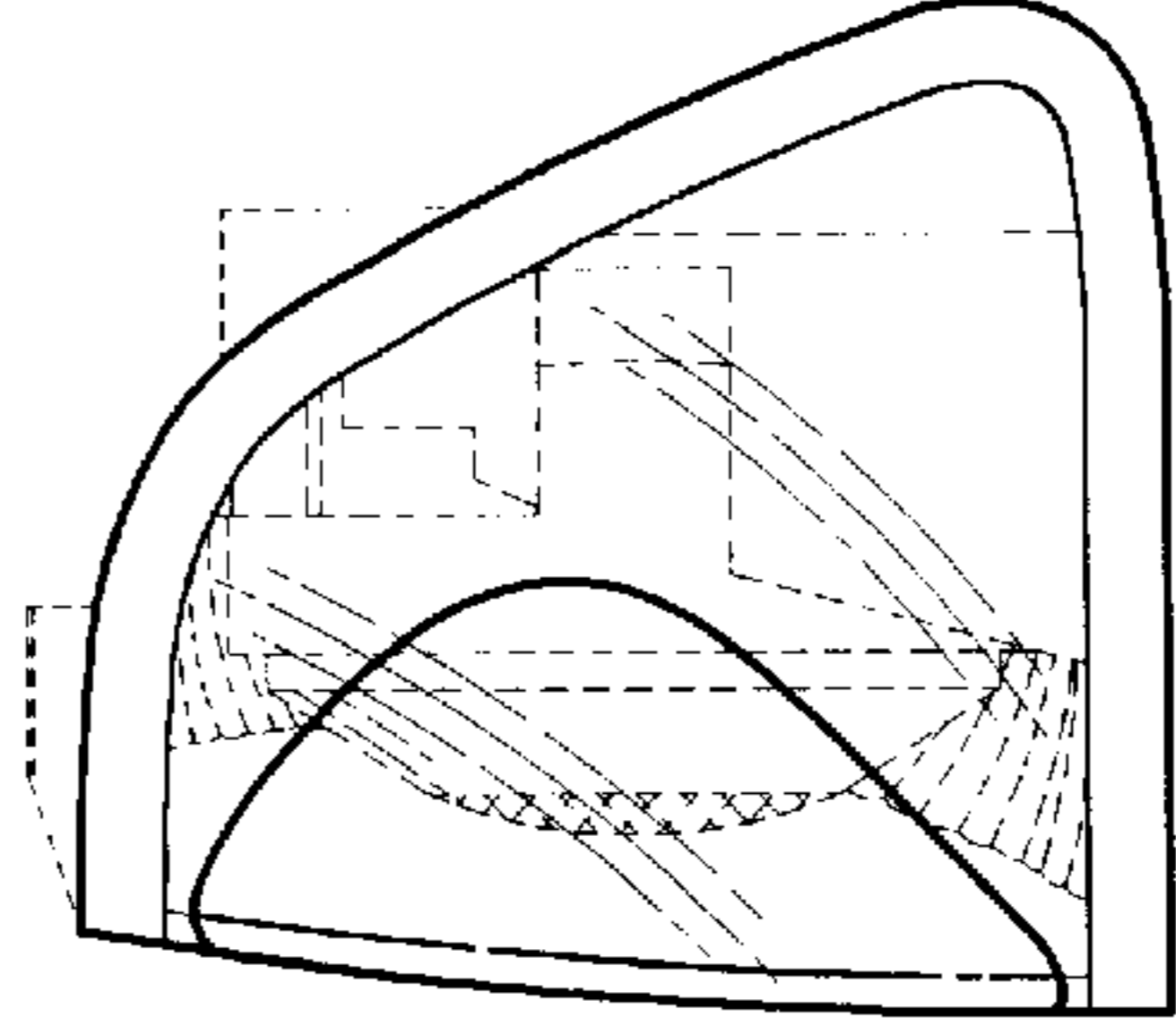


FIG. 4

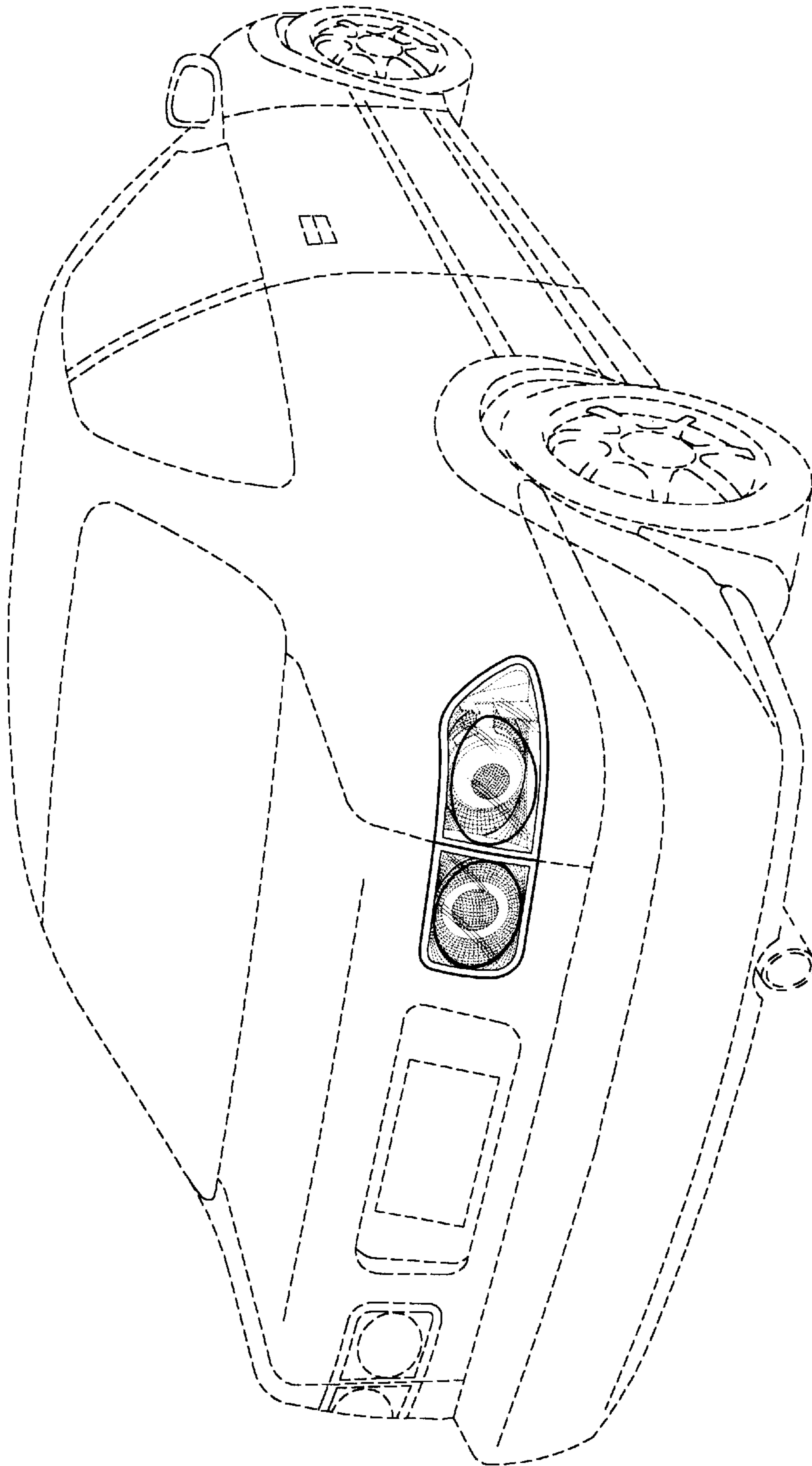


FIG. 6