



US00D472988S

(12) **United States Design Patent**
Sawai et al.

(10) **Patent No.:** **US D472,988 S**

(45) **Date of Patent:** **** Apr. 8, 2003**

(54) **REARLIGHT**

D459,510 S * 6/2002 Horowitz D26/28
D459,821 S * 7/2002 Horowitz D26/28

(75) Inventors: **Kaname Sawai**, Hiroshima-ken (JP);
Kouichi Hayashi, Hiroshima-ken (JP)

* cited by examiner

(73) Assignee: **Mazda Motor Corporation**,
Hiroshima-ken (JP)

Primary Examiner—Marcus A. Jackson
(74) *Attorney, Agent, or Firm*—Nixon Peabody LLP;
Donald R. Studebaker

(**) Term: **14 Years**

(57) **CLAIM**

(21) Appl. No.: **29/157,821**

The ornamental design for a rearlight, as shown and described.

(22) Filed: **Mar. 27, 2002**

(30) **Foreign Application Priority Data**

DESCRIPTION

Oct. 12, 2001 (JP) 2001-030111

FIG. 1 is a right front perspective view of a rearlight;
FIG. 2 is left front perspective view thereof;
FIG. 3 is a front view thereof;
FIG. 4 is a rear view thereof;
FIG. 5 is a left side view thereof;
FIG. 6 is a right side view thereof;
FIG. 7 is a top view thereof; and,
FIG. 8 is a bottom view thereof.

(51) **LOC (7) Cl.** **26-06**

(52) **U.S. Cl.** **D26/28**

(58) **Field of Search** D26/28-36, 120,
D26/122; 362/61, 80, 81, 82, 83, 83.4,
267, 269, 275

Portion in color is shown for illustrative purposes only and forms no part of the claimed design.

(56) **References Cited**

U.S. PATENT DOCUMENTS

D459,507 S * 6/2002 Horowitz D26/28

1 Claim, 4 Drawing Sheets




Fig. 1




Fig. 2

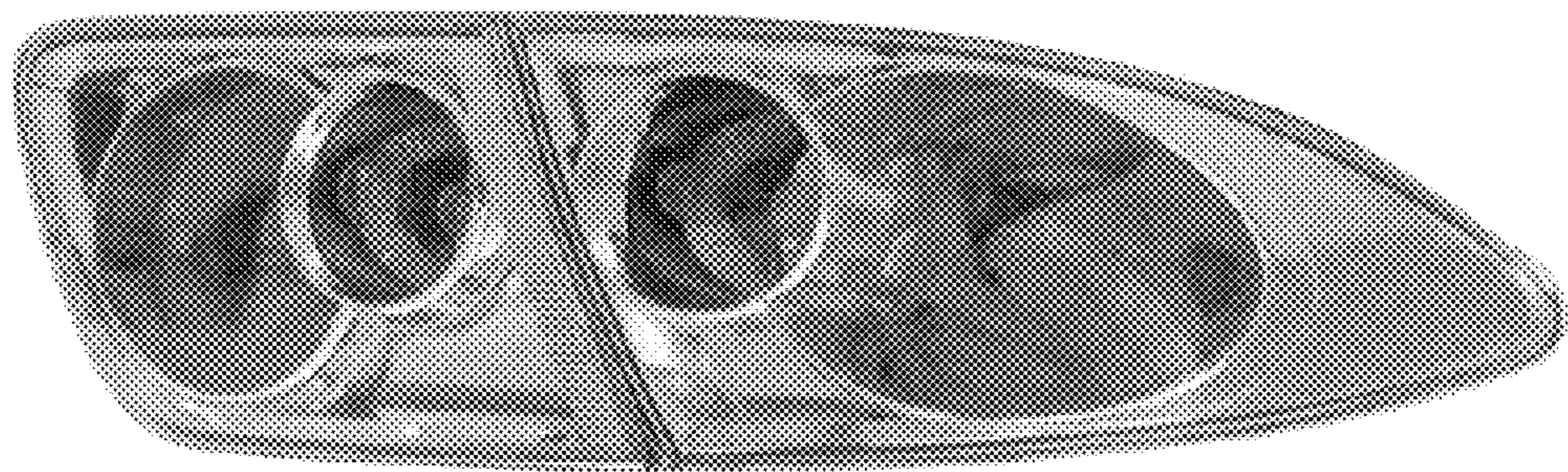


Fig. 3




Fig. 4




Fig. 5



Fig. 6




Fig. 7




Fig. 8

