



US00D472986S

(12) **United States Design Patent**  
**Kim**

(10) **Patent No.:** **US D472,986 S**

(45) **Date of Patent:** **\*\* Apr. 8, 2003**

(54) **STOP LAMP FOR AUTOMOBILE**

D447,825 S \* 9/2001 Lee ..... D26/28  
D451,218 S \* 11/2001 Bernier ..... D26/28

(75) Inventor: **Sun Ho Kim**, Kyounggi-do (KR)

\* cited by examiner

(73) Assignees: **Hyundai Motor Company**, Seoul (KR); **Hyundai Precision & Ind. Co., Ltd.**, Seoul (KR)

*Primary Examiner*—Marcus A. Jackson  
(74) *Attorney, Agent, or Firm*—McGuire Woods LLP

(\*\*) Term: **14 Years**

(57) **CLAIM**

(21) Appl. No.: **29/130,145**

We claim the ornamental design for a stop lamp for automobile, as shown and described.

(22) Filed: **Sep. 29, 2000**

(30) **Foreign Application Priority Data**

**DESCRIPTION**

Mar. 31, 2000 (KR) ..... 00-8273

(51) **LOC (7) Cl.** ..... **26-04**

(52) **U.S. Cl.** ..... **D26/28**

(58) **Field of Search** ..... D26/28-36; 362/459, 362/460, 462, 463, 464, 465, 466, 541, 543, 548; 340/467, 469, 475


FIG. 1 is a perspective view of the stop lamp;  
FIG. 2 is a front elevation view of the stop lamp;  
FIG. 3 is a rear elevation view of the stop lamp;  
FIG. 4 is a left side elevation view of the stop lamp;  
FIG. 5 is a right side elevation view of the stop lamp;  
FIG. 6 is a top plan view of the stop lamp; and,  
FIG. 7 is a bottom plan view of the stop lamp.


(56) **References Cited**

**U.S. PATENT DOCUMENTS**

D443,939 S \* 6/2001 Thomas ..... D26/28

**1 Claim, 6 Drawing Sheets**





**FIG. 1**




FIG. 2







FIG. 3



**FIG. 4**



**FIG. 5**




FIG. 6




FIG. 7