



US00D472964S

(12) **United States Design Patent**
Marshall

(10) **Patent No.:** **US D472,964 S**

(45) **Date of Patent:** **** Apr. 8, 2003**

(54) **SANITARY MIXING VALVE, ESPECIALLY THE VISIBLE PART OF A BUILT-IN MIXING VALVE**

D460,157 S * 7/2002 Veltz D23/250
D461,877 S * 8/2002 Veltz D23/252
D641,878 * 8/2002 Green et al. D23/254
D463,849 S * 10/2002 Otero D23/254

(75) **Inventor:** **Chris Marshall, Cumming, GA (US)**

OTHER PUBLICATIONS

(73) **Assignee:** **Hansgrohe AG, Schiltach (DE)**

2000 Moen Price Catalog, pp. 40–41, 44–45 (1999).
Catalog, BÄDER 2001, 6 pages (2000).
Product Portfolio, Price Pfister, 6 pages (1999).

(**) **Term:** **14 Years**

* cited by examiner

(21) **Appl. No.:** **29/158,410**

Primary Examiner—Louis S. Zarfes

(22) **Filed:** **Apr. 4, 2002**

Assistant Examiner—Gregory Andoll

(51) **LOC (7) Cl.** **23-01**

(74) *Attorney, Agent, or Firm*—Duane Morris LLP

(52) **U.S. Cl.** **D23/254**

(58) **Field of Search** D23/238–243,
D23/245, 249–257; D8/300–310, 350–354;
4/675–678; 137/801; 16/110.1, 431

(57) **CLAIM**

The ornamental design for a sanitary mixing valve, especially the visible part of a built-in mixing valve, as shown and described.

(56) **References Cited**

DESCRIPTION

U.S. PATENT DOCUMENTS

D291,239 S * 8/1987 Haug et al. D23/254
D322,307 S * 12/1991 Chretien D23/252
D331,540 S * 12/1992 Haug et al. D23/252
D379,847 S * 6/1997 Kohler, Jr. D23/252
D391,342 S * 2/1998 Donahue et al. D23/250
D393,895 S * 4/1998 Gottwald D23/254
D401,674 S * 11/1998 Lord D23/254
D421,099 S * 2/2000 Mullenmeister D23/254
D437,632 S * 2/2001 Fleischmann D23/254
D444,856 S * 7/2001 Green et al. D23/252
D458,348 S * 6/2002 Mullenmeister D23/254

FIG. 1: is a side perspective view of a sanitary mixing valve, especially the visible part of a built-in mixing valve, showing my new design;
FIG. 2: is a front elevation view thereof;
FIG. 3: is a side elevation view thereof, the opposite side being a mirror image;
FIG. 4: is a top plan view thereof;
FIG. 5: is a bottom plan view thereof; and,
FIG. 6: is a rear elevation view thereof.

1 Claim, 5 Drawing Sheets

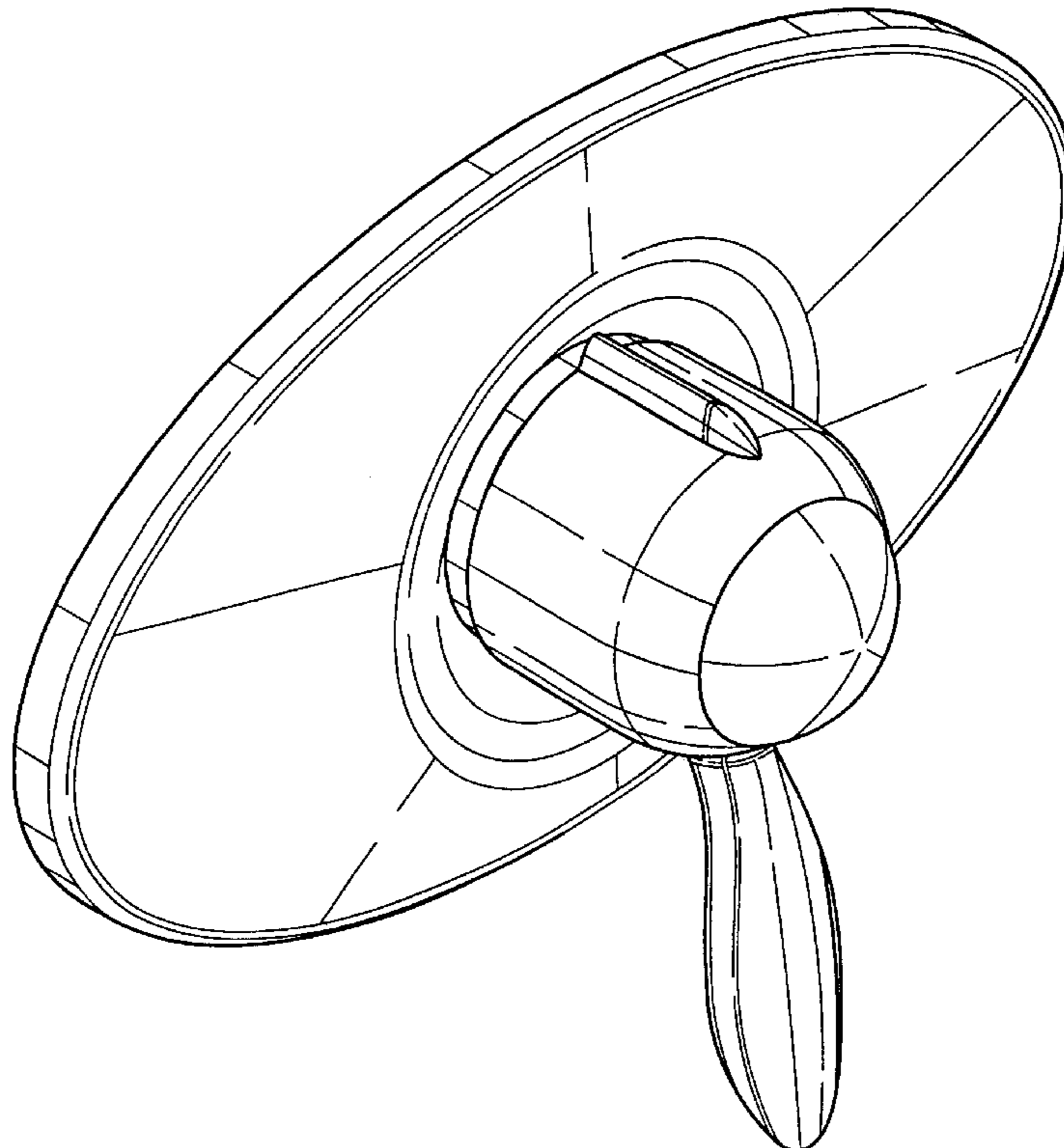


Fig. 1

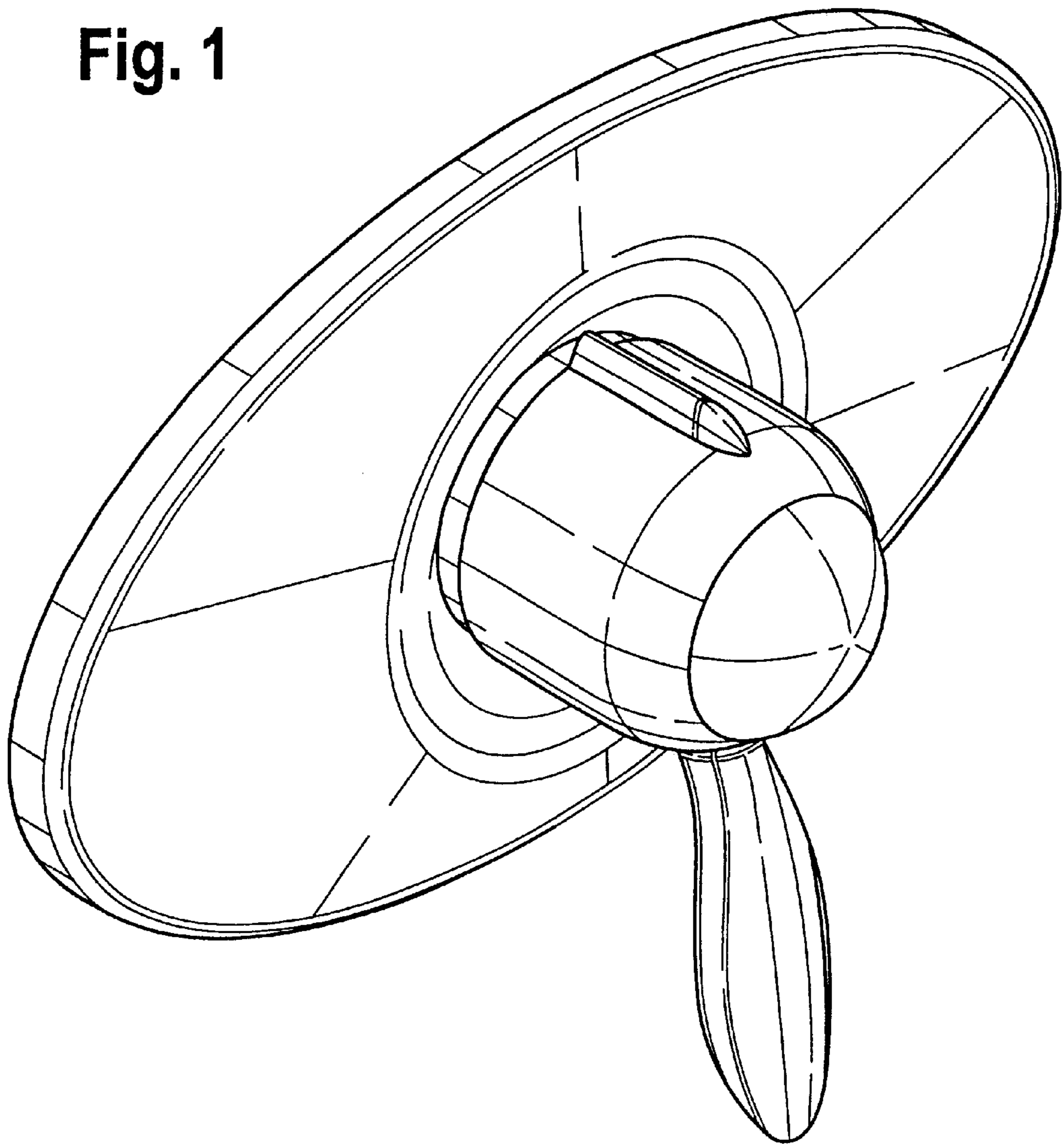


Fig. 2

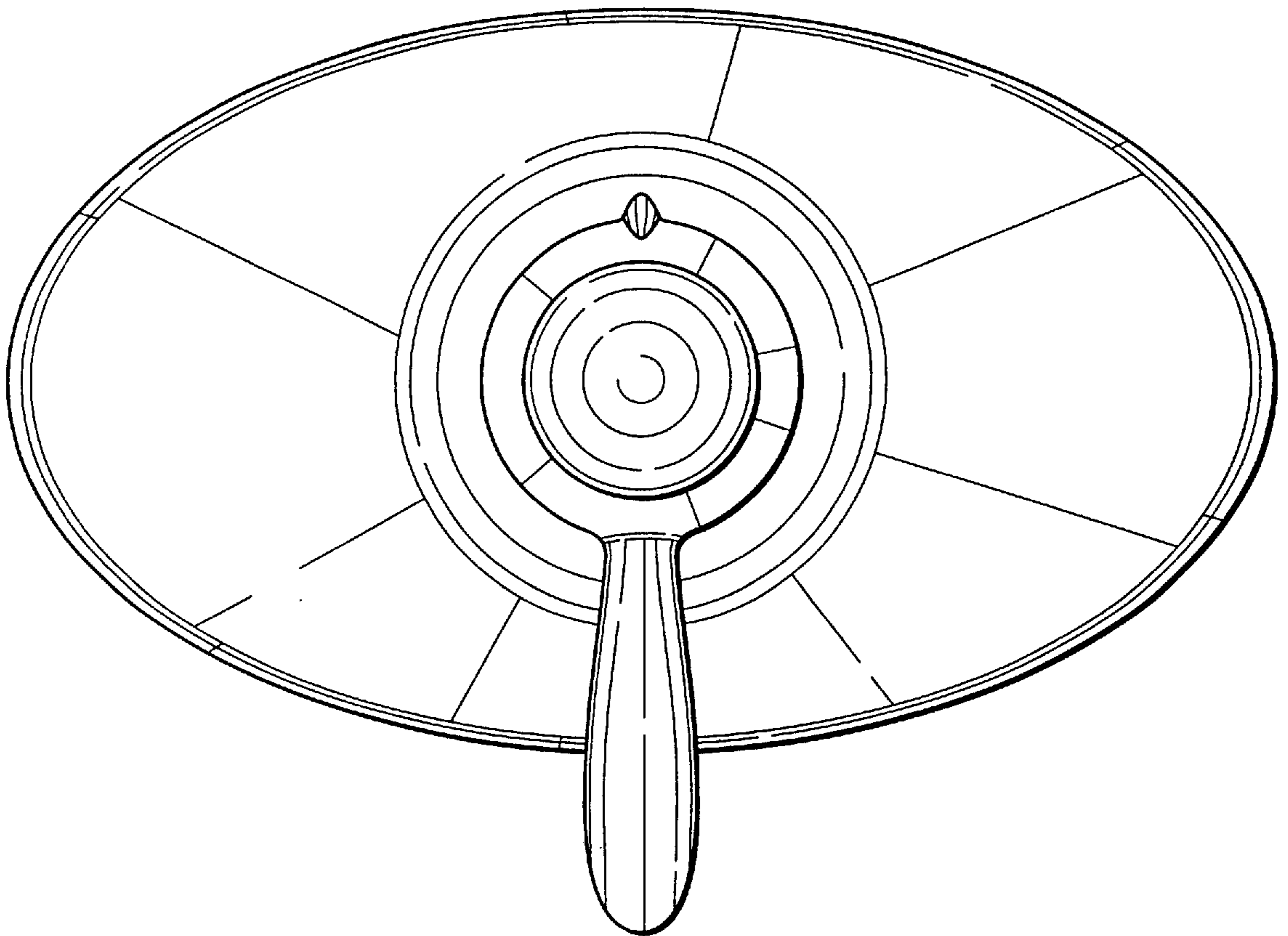


Fig. 3

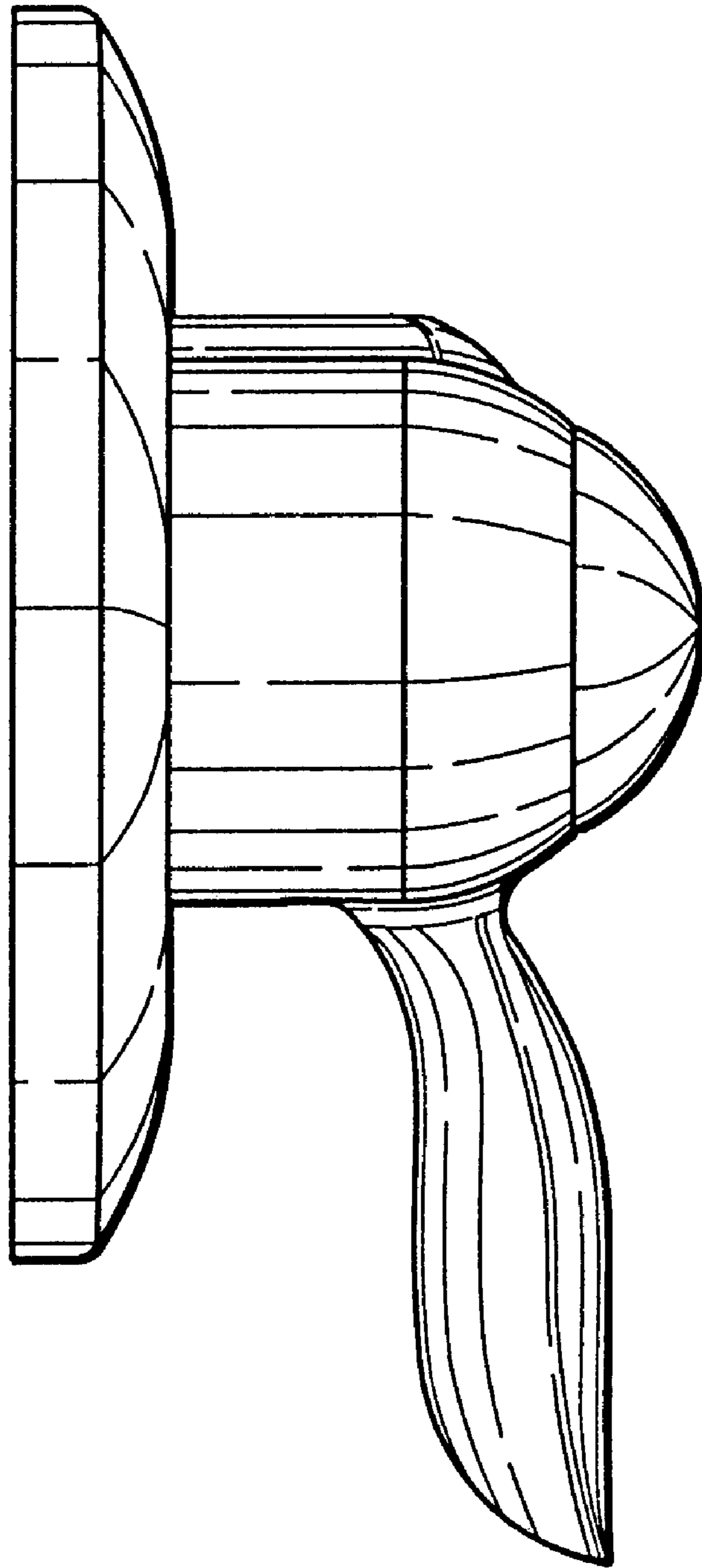


Fig. 4

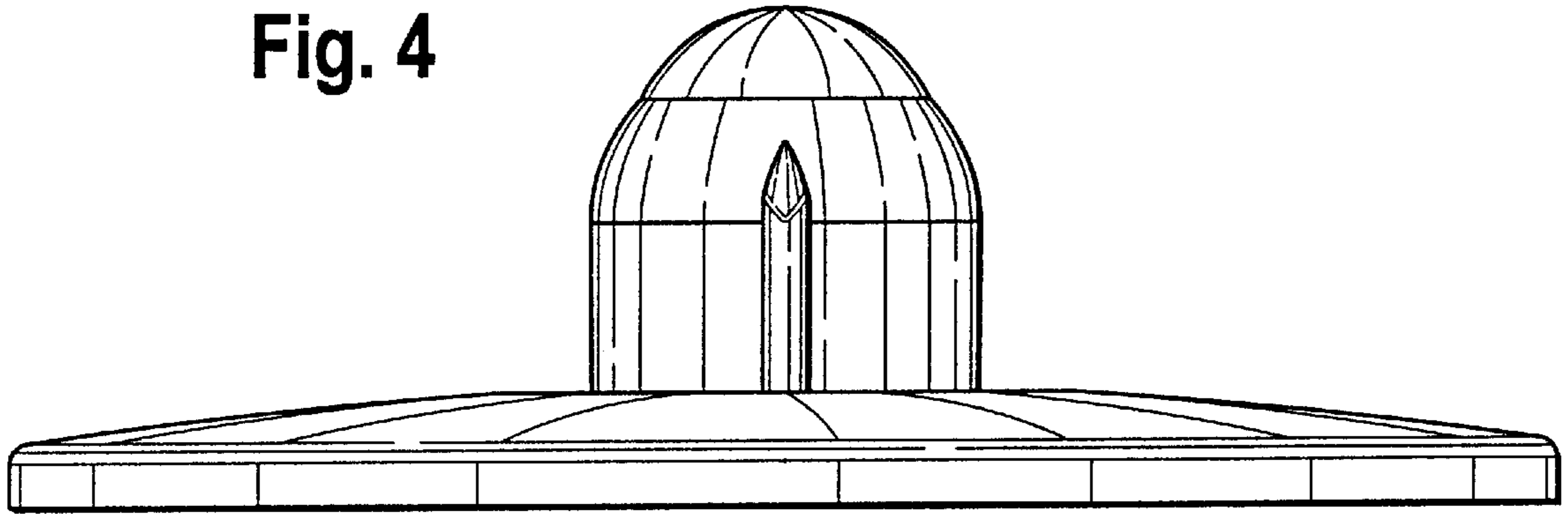


Fig. 5

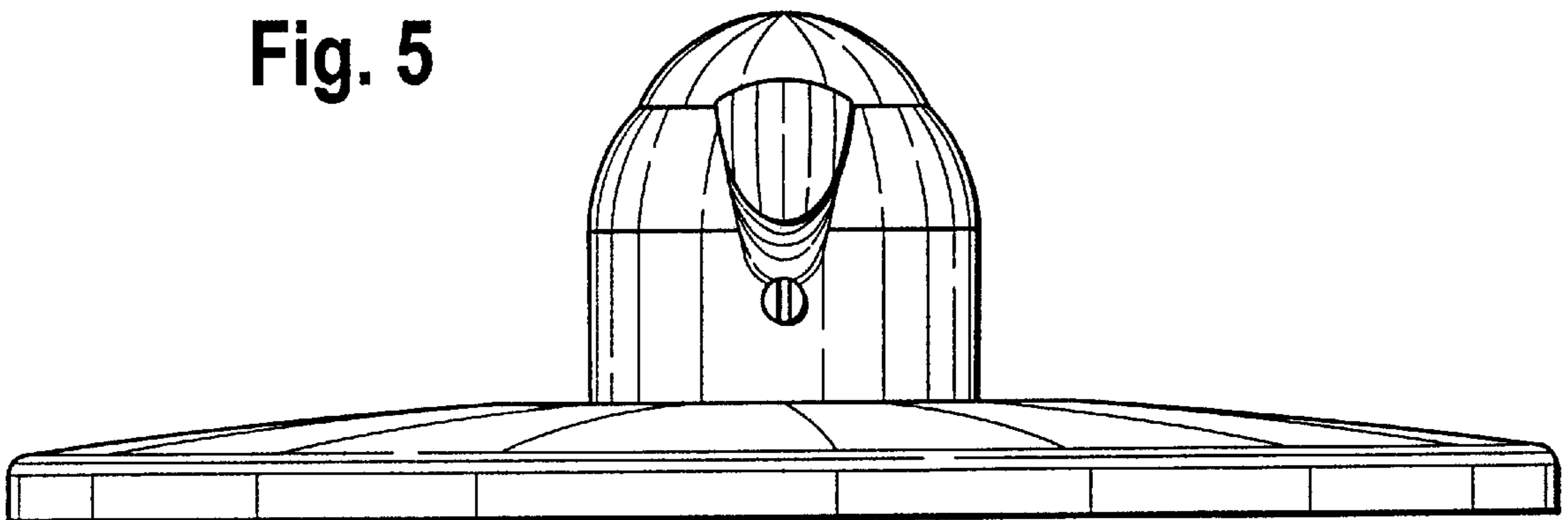


Fig. 6

