



US00D472950S

(12) **United States Design Patent** (10) **Patent No.:** **US D472,950 S**
Burnett et al. (45) **Date of Patent:** **** Apr. 8, 2003**

(54) **GOLF CLUB HEAD**
(75) Inventors: **Michael Scott Burnett**, Carlsbad, CA
(US); **Thomas Olsavsky**, Encinitas, CA
(US); **Sherry L. Jones**, Pataskala, OH
(US)
(73) Assignee: **Taylor Made Golf Company, Inc.**,
Carlsbad, CA (US)
(**) Term: **14 Years**

D414,831 S	10/1999	Matsuo	D21/752
D415,808 S	10/1999	Helmstetter et al.	D21/759
D417,478 S	12/1999	Nagahama et al.	D21/733
D426,268 S	6/2000	Ortiz	D21/214
D435,615 S	* 12/2000	Besnard et al.	D21/752
D442,244 S	* 5/2001	Olsavsky et al.	D21/752
D445,471 S	7/2001	Besnard et al.	D21/752
D318,892 S	8/2001	Antonious	D21/214
D446,563 S	* 8/2001	Besnard et al.	D21/752
D459,425 S	* 6/2002	Burnett et al.	D21/752

* cited by examiner

(21) Appl. No.: **29/167,151**
(22) Filed: **Sep. 9, 2002**

Primary Examiner—Mitchell Siegel
(74) *Attorney, Agent, or Firm*—Sheppard, Mullin, Richter
& Hampton LLP

Related U.S. Application Data

(62) Division of application No. 29/153,123, filed on Jan. 3,
2002.
(51) **LOC (7) Cl.** **21-02**
(52) **U.S. Cl.** **D21/752**
(58) **Field of Search** D21/733, 752;
473/324–331, 343–346

(57) **CLAIM**

We claim the ornamental design for a golf club head, as
shown and described.

DESCRIPTION

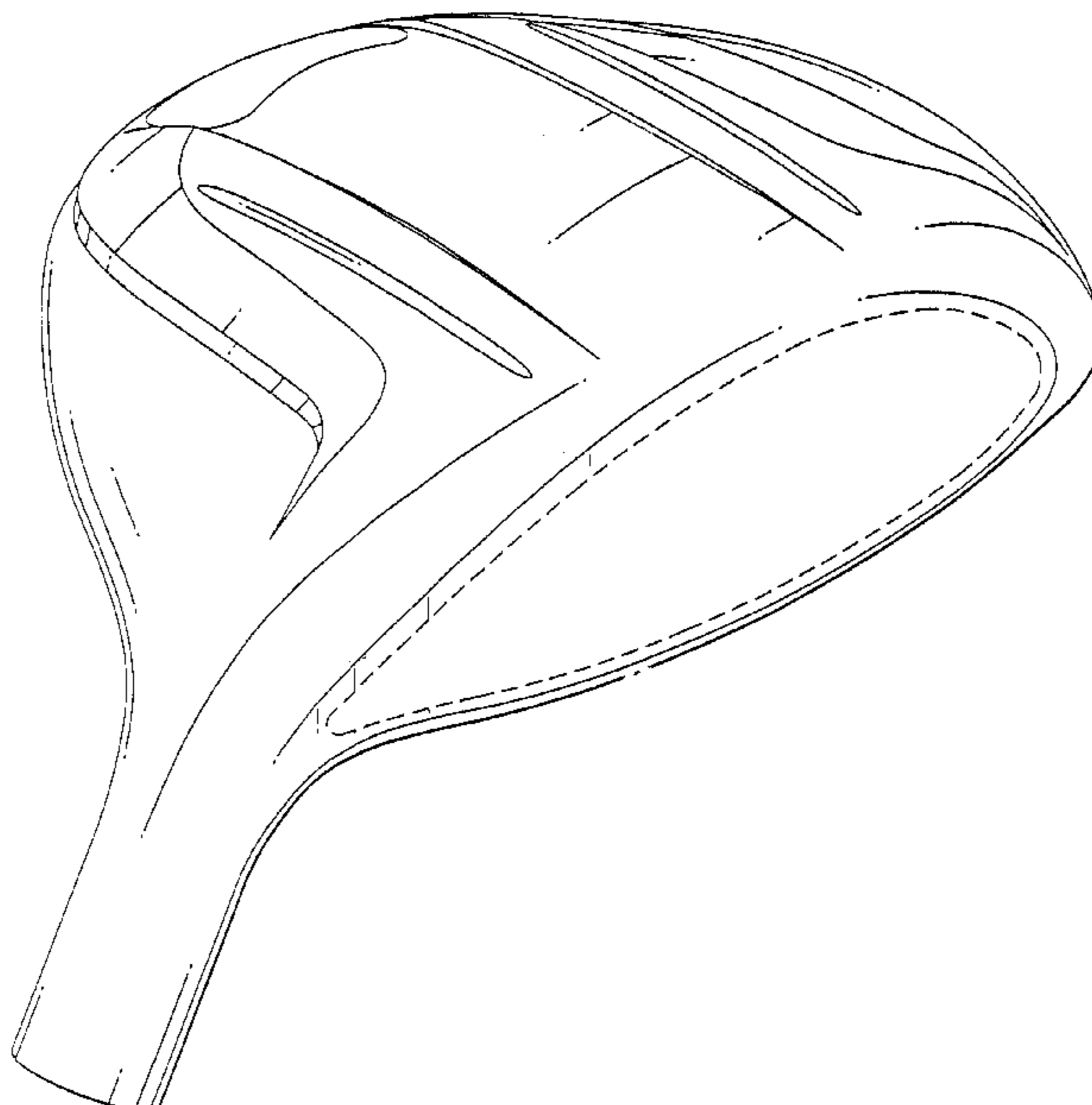
FIG. 1 is a bottom front perspective view of a golf club head
in accordance with our new design, wherein the portions of
the golf club head's face and sole encircled by broken lines
are not part of the design.
FIG. 2 is a front elevational view of the golf club head of
FIG. 1.
FIG. 3 is a rear elevational view of the golf club head of FIG.
1.
FIG. 4 is a right side elevational view of the golf club head
of FIG. 1.
FIG. 5 is a left side elevational view of the golf club head
of FIG. 1.
FIG. 6 is a top plan view of the golf club head of FIG. 1; and,
FIG. 7 is a bottom plan view of the golf club head of FIG.
1.

(56) **References Cited**

U.S. PATENT DOCUMENTS

3,997,170 A	12/1976	Goldberg	273/164
D318,701 S	7/1991	Antonious	D21/214
5,316,305 A	5/1994	McCabe	273/174
D351,442 S	10/1994	Asabuki et al.	D21/214
D365,614 S	12/1995	Su	D21/214
D372,512 S	8/1996	Simmons	D21/214
5,709,617 A	1/1998	Nishimura et al.	473/330
D398,349 S	* 9/1998	Butler	D21/733
D398,350 S	* 9/1998	Butler	D21/733
D399,898 S	10/1998	Stone et al.	D21/214
D405,492 S	2/1999	Kubica et al.	D21/753
D414,234 S	* 9/1999	Darrah	D21/759

1 Claim, 7 Drawing Sheets



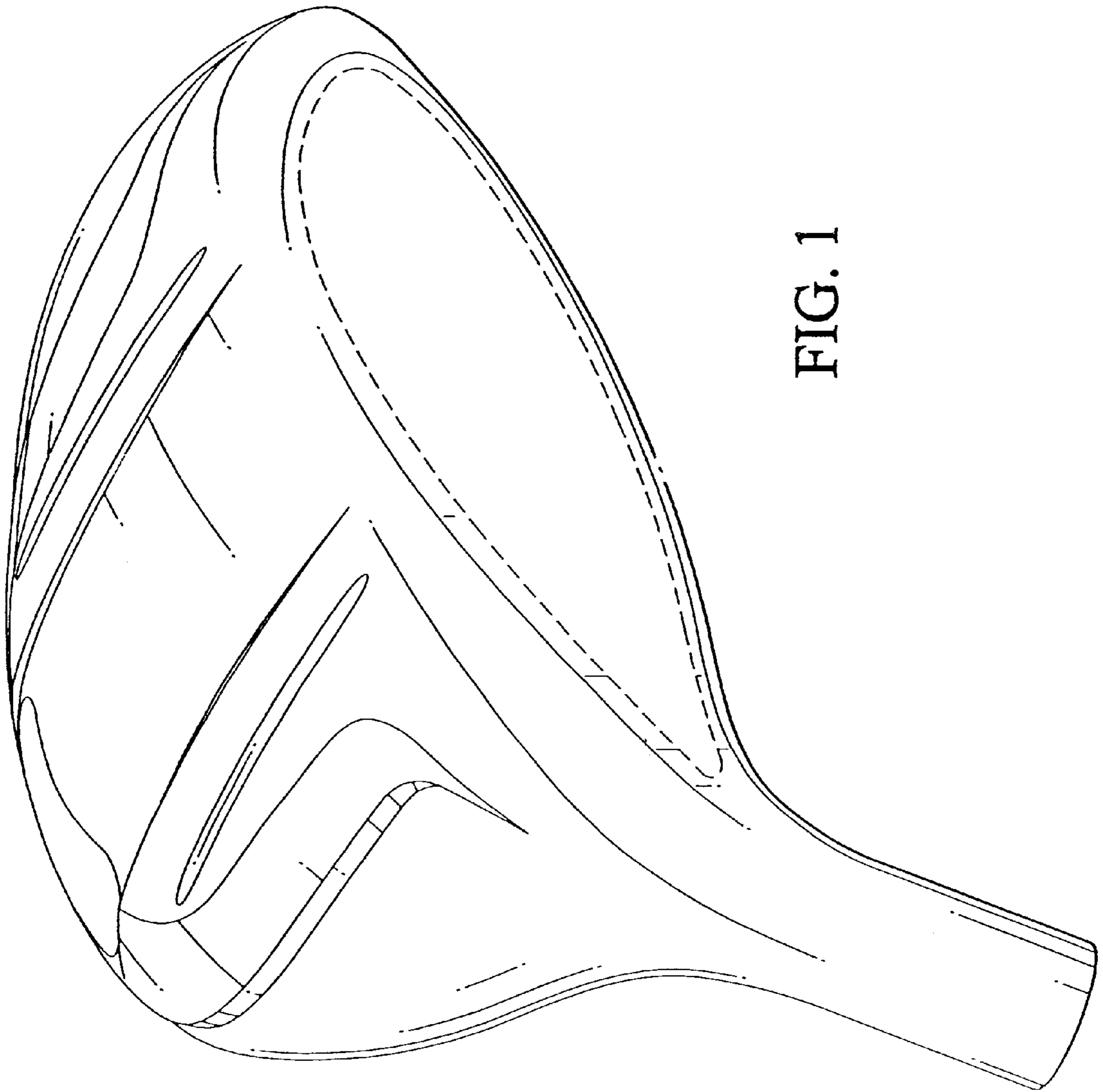


FIG. 1

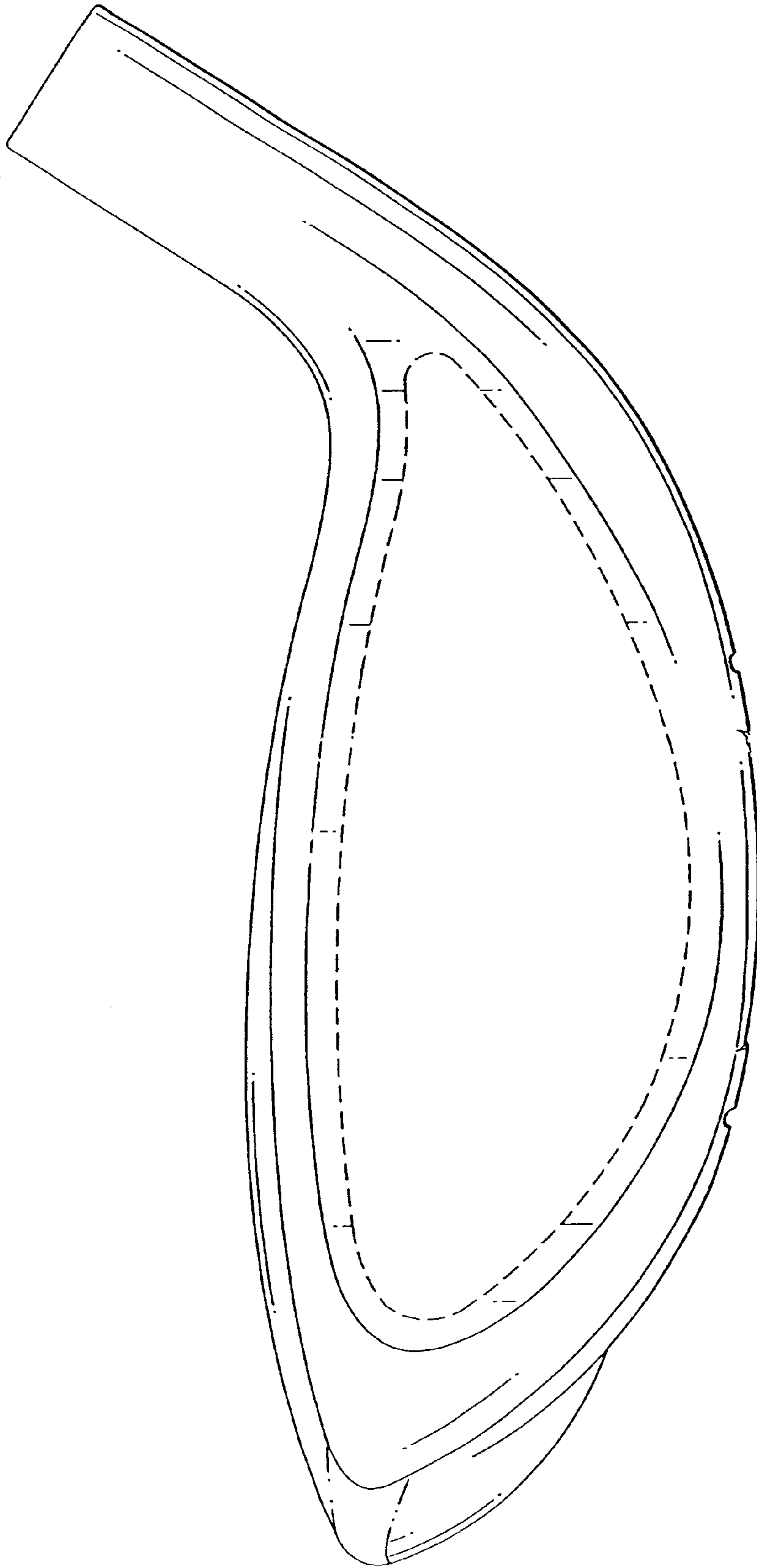


FIG. 2

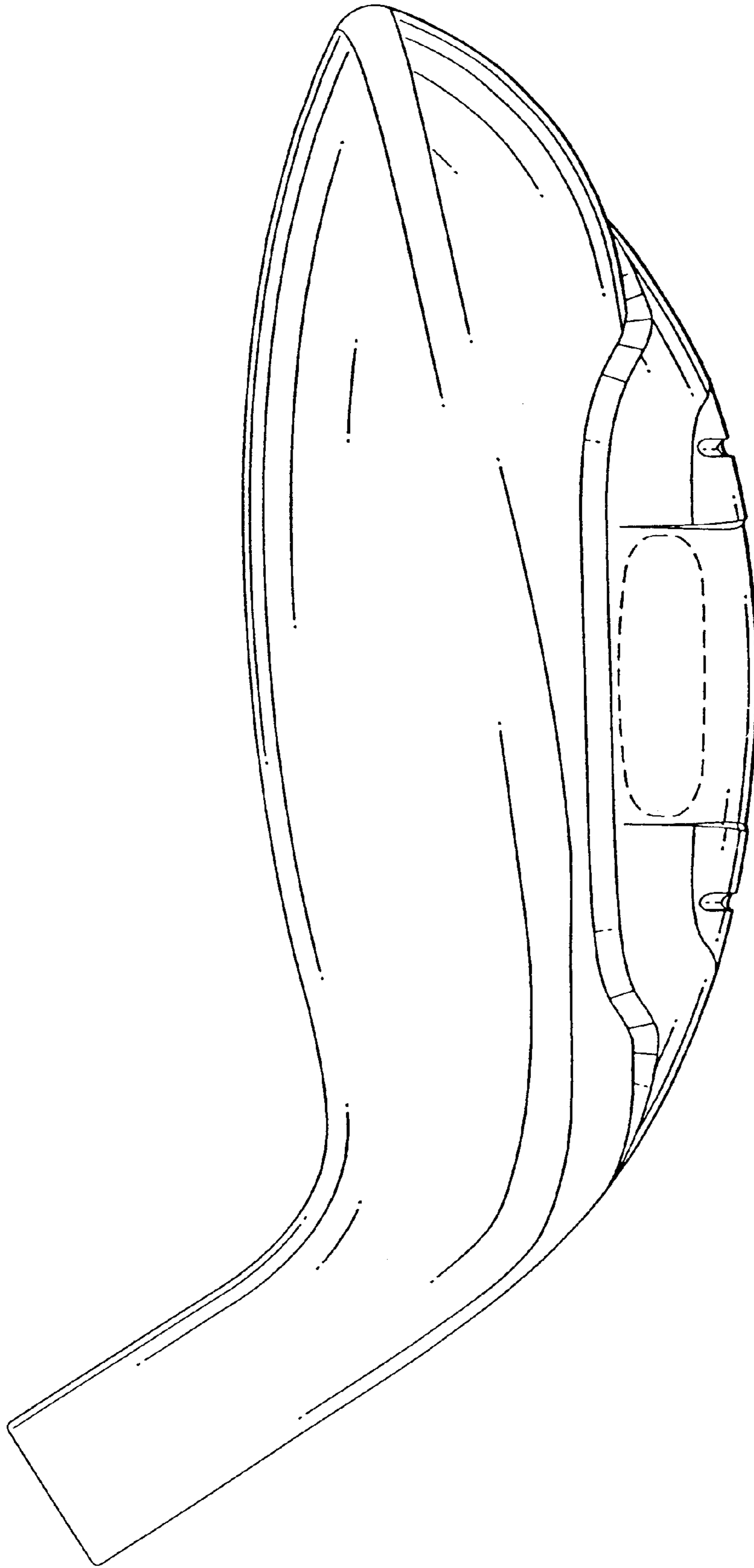


FIG. 3

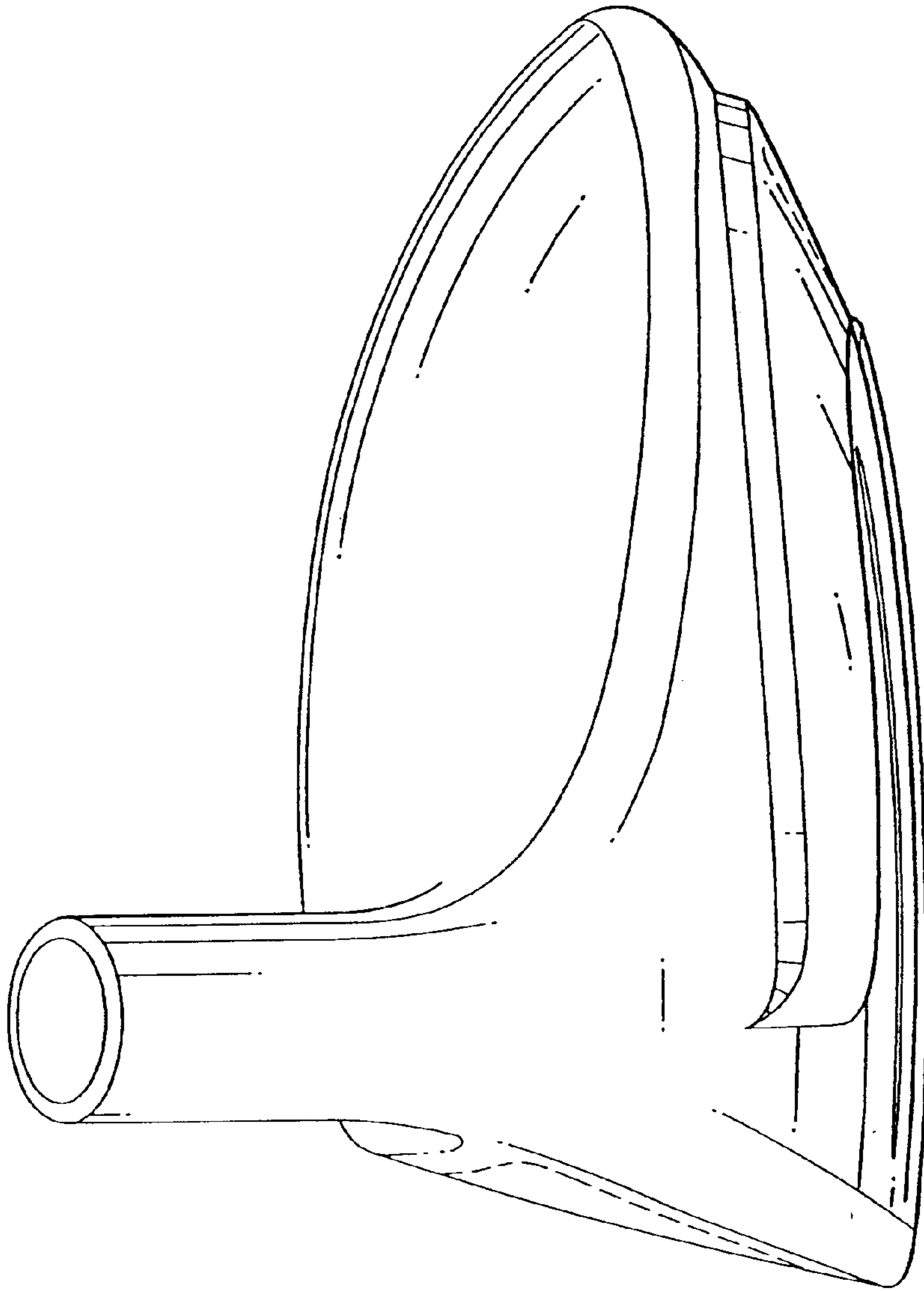


FIG. 4

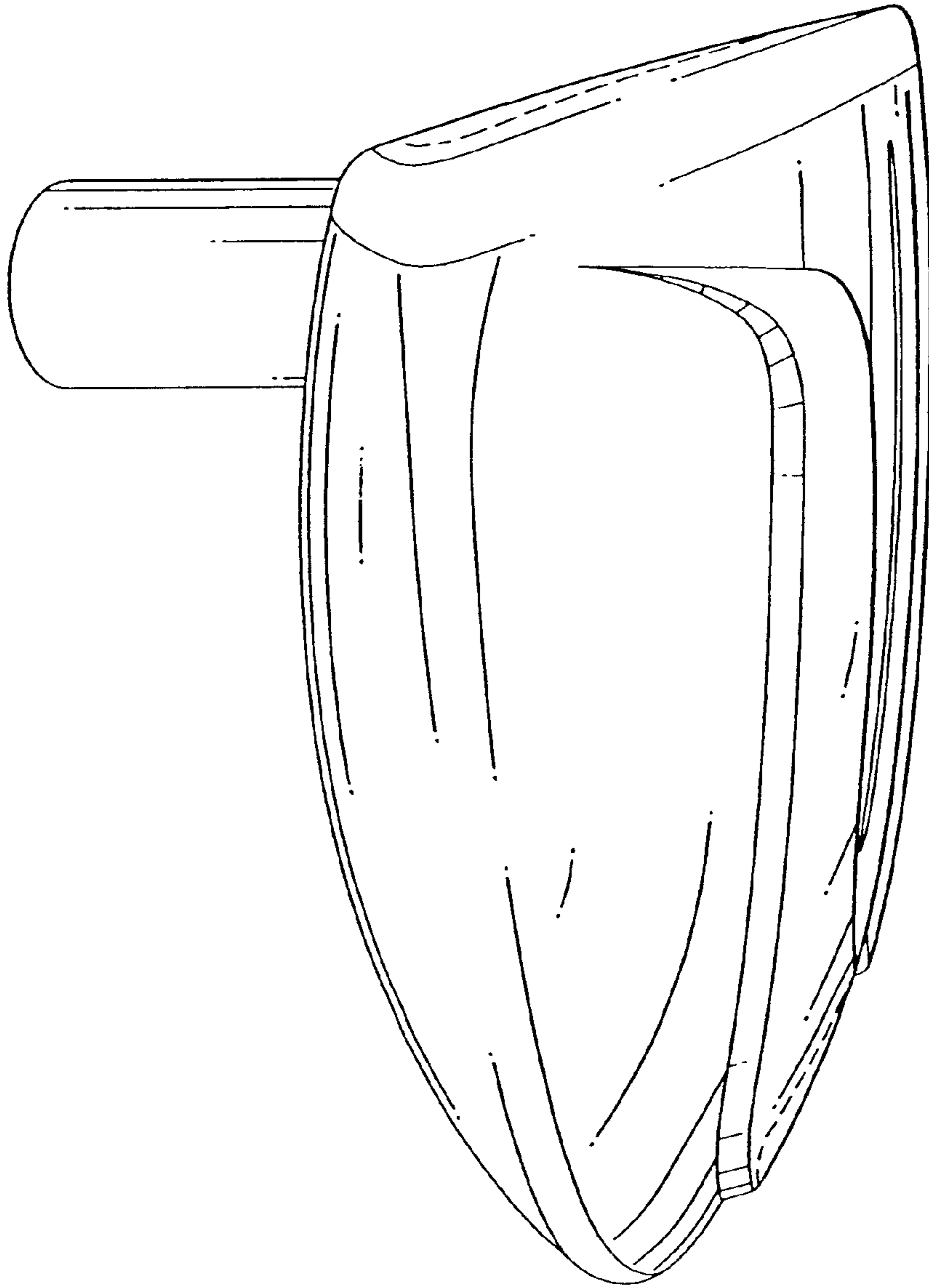


FIG. 5

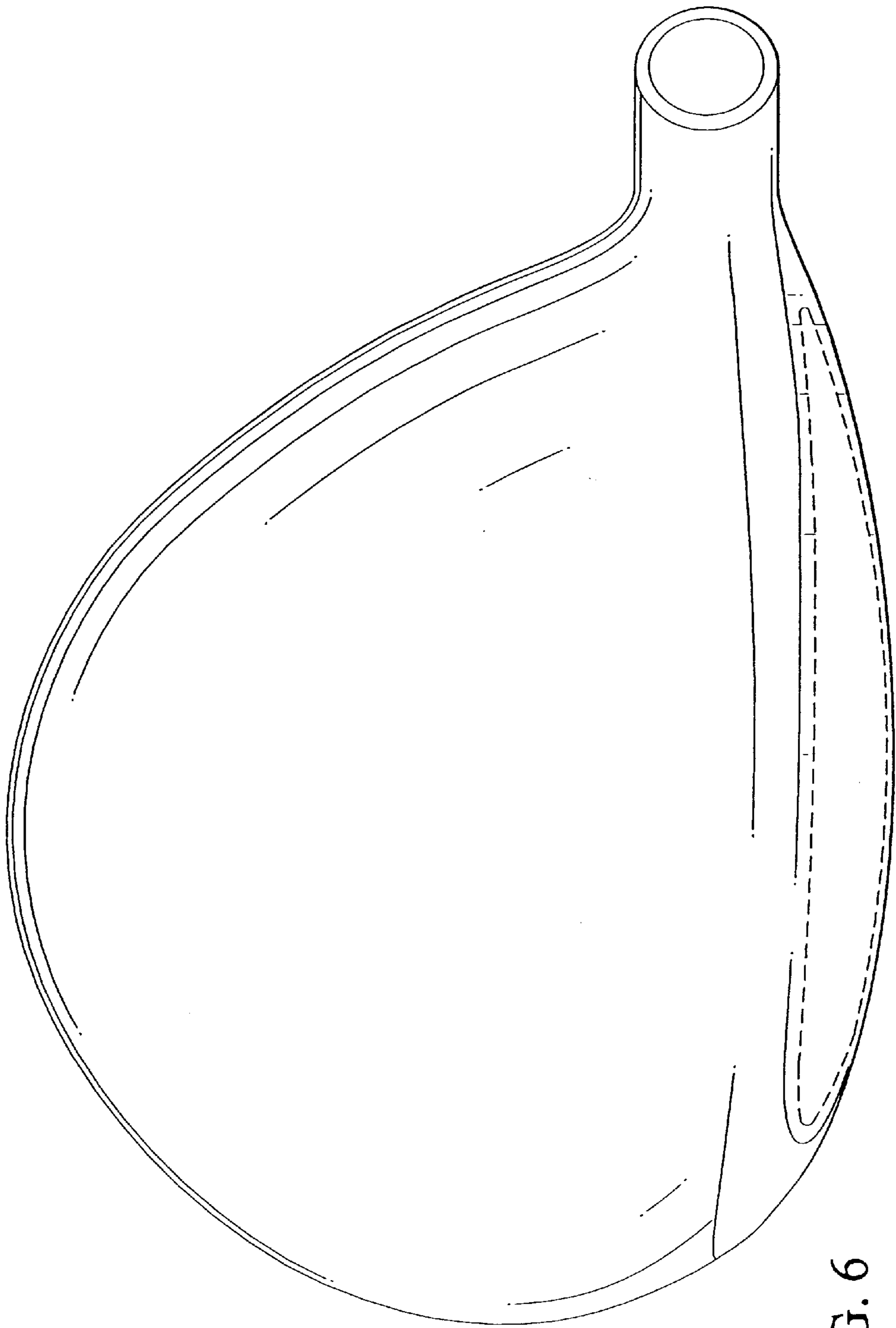


FIG. 6

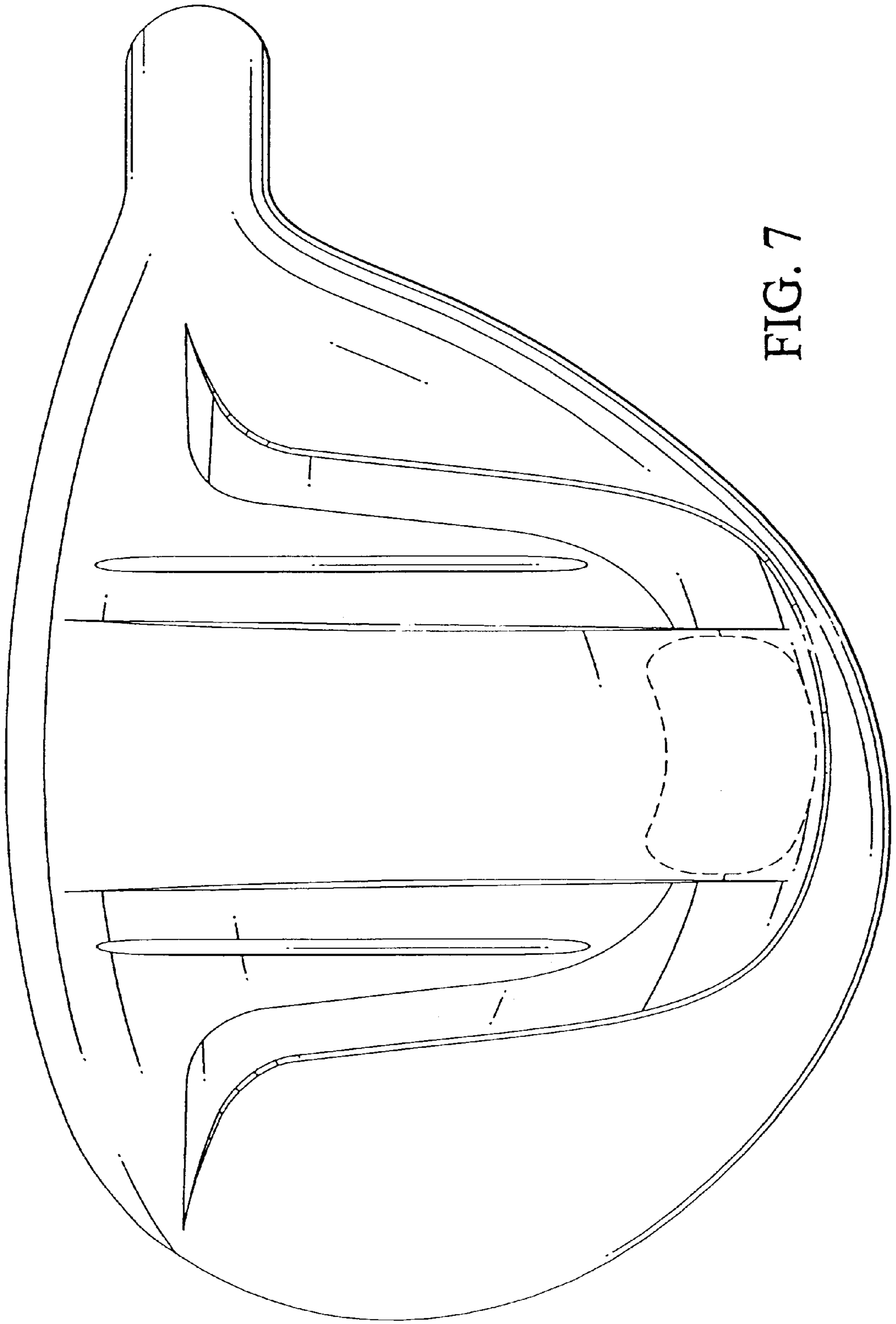


FIG. 7

UNITED STATES PATENT AND TRADEMARK OFFICE
CERTIFICATE OF CORRECTION

PATENT NO. : Des. 472,950 S
DATED : April 8, 2003
INVENTOR(S) : Michael Scott Burnett et al.

Page 1 of 1

It is certified that error appears in the above-identified patent and that said Letters Patent is hereby corrected as shown below:

Title page,
Item [75], Inventor, add -- **Branko Lukic** -- as an inventor.

Signed and Sealed this

Eleventh Day of May, 2004

A handwritten signature in black ink that reads "Jon W. Dudas". The signature is written in a cursive style with a large, stylized initial "J".

JON W. DUDAS
Acting Director of the United States Patent and Trademark Office