



US00D472948S

(12) **United States Design Patent**  
**McGuire et al.**

(10) **Patent No.:** **US D472,948 S**

(45) **Date of Patent:** **\*\* Apr. 8, 2003**

(54) **GOLF BALL**

(75) Inventors: **Kenneth Stephen McGuire**,  
Sharonville, OH (US); **Richard Tweddell, III**, Cincinnati, OH (US)

(73) Assignee: **The Procter & Gamble Company**,  
Cincinnati, OH (US)

(\*\*) Term: **14 Years**

(21) Appl. No.: **29/159,444**

(22) Filed: **Apr. 22, 2002**

(51) **LOC (7) Cl.** ..... **21-02**

(52) **U.S. Cl.** ..... **D21/708**

(58) **Field of Search** ..... **D21/707-709;**  
**473/351-385**

5,720,675 A 2/1998 Shimosaka et al.  
 5,735,756 A 4/1998 Stiefel et al.  
 5,772,532 A 6/1998 Stiefel et al.  
 5,836,832 A 11/1998 Boehm et al.  
 5,842,937 A 12/1998 Dalton et al.  
 5,890,975 A 4/1999 Stiefel  
 5,902,193 A 5/1999 Shimosaka et al.  
 5,957,786 A 9/1999 Aoyama  
 5,965,235 A \* 10/1999 McGuire et al. .... 428/156  
 5,984,807 A 11/1999 Wai et al.  
 5,997,418 A 12/1999 Tavares et al.  
 6,019,688 A 2/2000 Sullivan  
 D433,472 S \* 11/2000 Ogg et al. .... D21/708  
 6,290,615 B1 9/2001 Ogg  
 D449,358 S 10/2001 Ogg

**OTHER PUBLICATIONS**

*“Great Depressions”*, by Scott Kramer, Golf Magazine, Aug. 2000, pp. 75–76.  
*“Porous Cellular Ceramic Membranes: A Stochastic Model to Describe the Structure of an Anodic Oxide Membrane”*, by J. Broughton & G.A. Davis, Journal of Membrane Science, vol. 106 (1995), pp. 89–101.

\* cited by examiner

*Primary Examiner*—Ted Shooman  
*Assistant Examiner*—C. Tuttle  
 (74) *Attorney, Agent, or Firm*—Peter D. Meyer

(56) **References Cited**  
**U.S. PATENT DOCUMENTS**

1,418,220 A 5/1922 White  
 1,681,167 A 8/1928 Beldam  
 D79,458 S 9/1929 Des Rosiers  
 4,653,758 A 3/1987 Solheim  
 4,729,861 A 3/1988 Lynch et al.  
 4,804,189 A 2/1989 Gobush  
 4,830,378 A 5/1989 Aoyama  
 4,869,512 A 9/1989 Nomura et al.  
 4,915,390 A 4/1990 Gobush et al.  
 4,948,143 A 8/1990 Aoyama  
 4,960,281 A 10/1990 Aoyama  
 4,991,852 A 2/1991 Pattison  
 5,044,638 A 9/1991 Nesbitt et al.  
 5,143,377 A 9/1992 Oka et al.  
 5,174,578 A 12/1992 Oka et al.  
 5,190,294 A 3/1993 Oka  
 5,201,523 A 4/1993 Miller  
 5,338,039 A 8/1994 Oka et al.  
 5,356,150 A 10/1994 Lavalley et al.  
 5,377,989 A 1/1995 Machin  
 5,503,398 A 4/1996 Lu  
 5,653,648 A 8/1997 Thurman  
 5,688,193 A 11/1997 Kasasima et al.  
 5,688,194 A 11/1997 Stiefel et al.

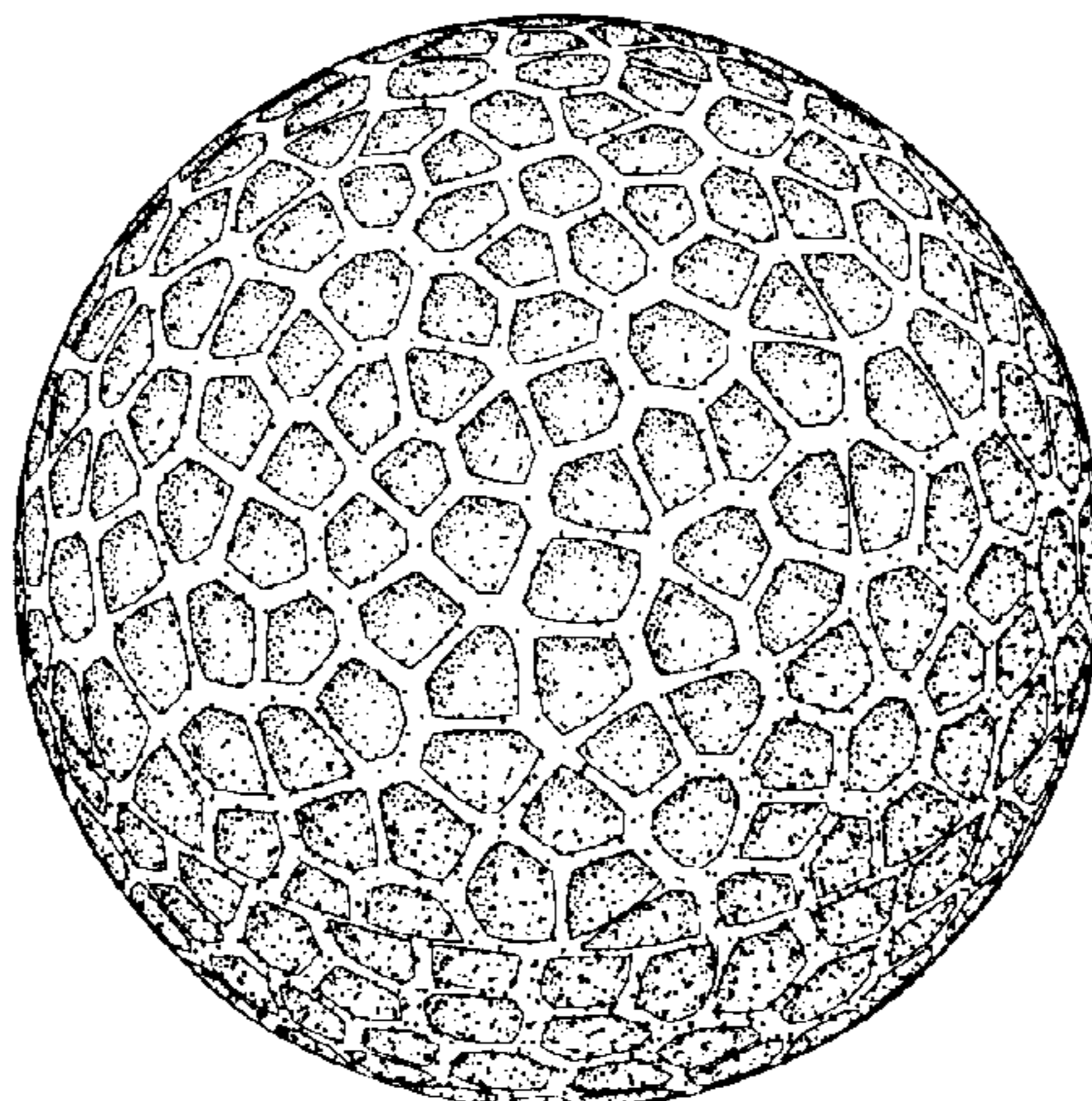
(57) **CLAIM**

The ornamental design for a golf ball, as shown and described.

**DESCRIPTION**

FIG. 1 is a perspective view of a golf ball, embodying our new design;  
 FIG. 2 is a top elevational view thereof;  
 FIG. 3 is a front elevational view thereof;  
 FIG. 4 is a bottom elevational view thereof;  
 FIG. 5 is a left elevational view thereof;  
 FIG. 6 is a right elevational view thereof; and,  
 FIG. 7 is a rear elevational view thereof.

**1 Claim, 2 Drawing Sheets**



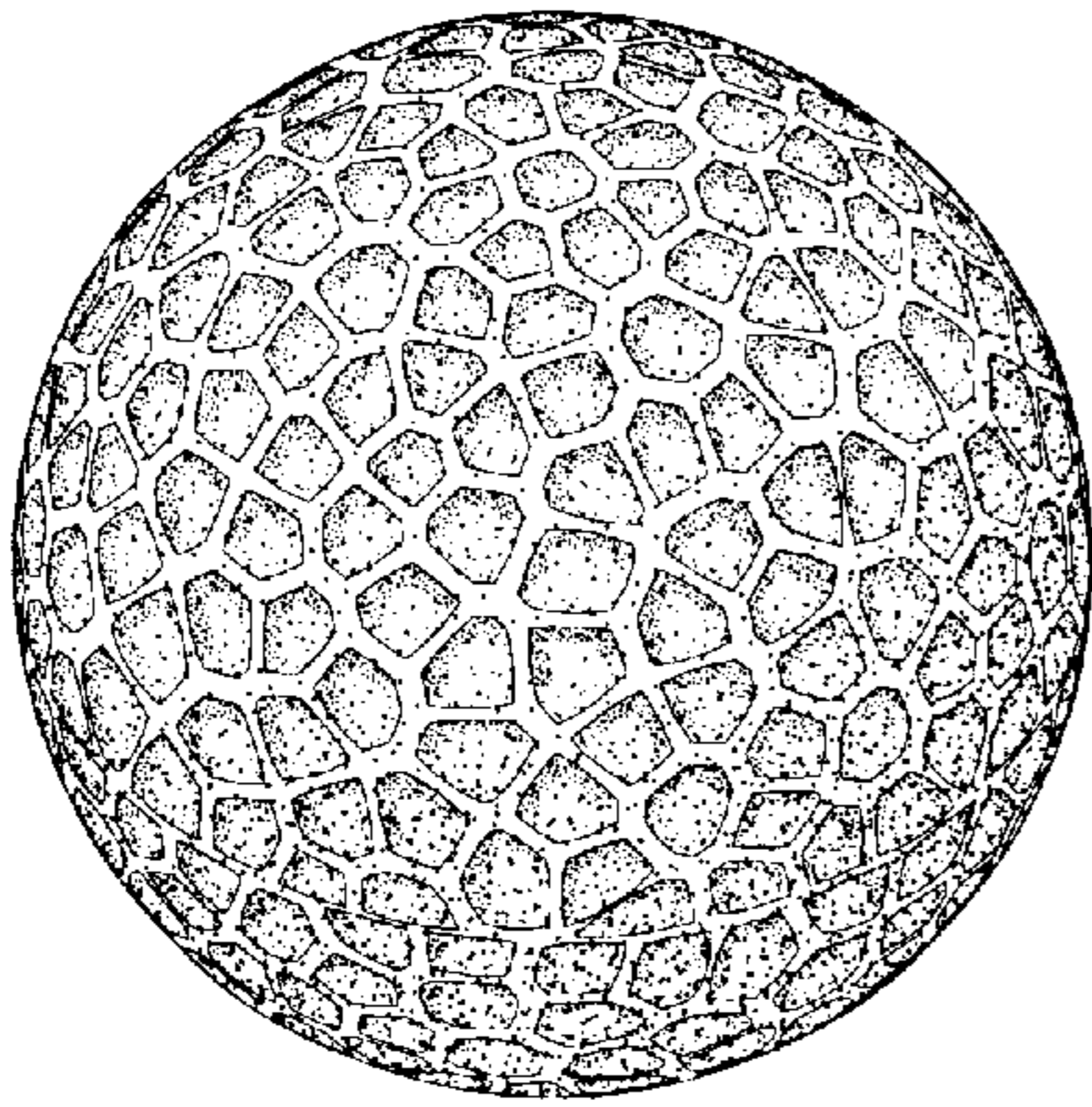


Fig. 1

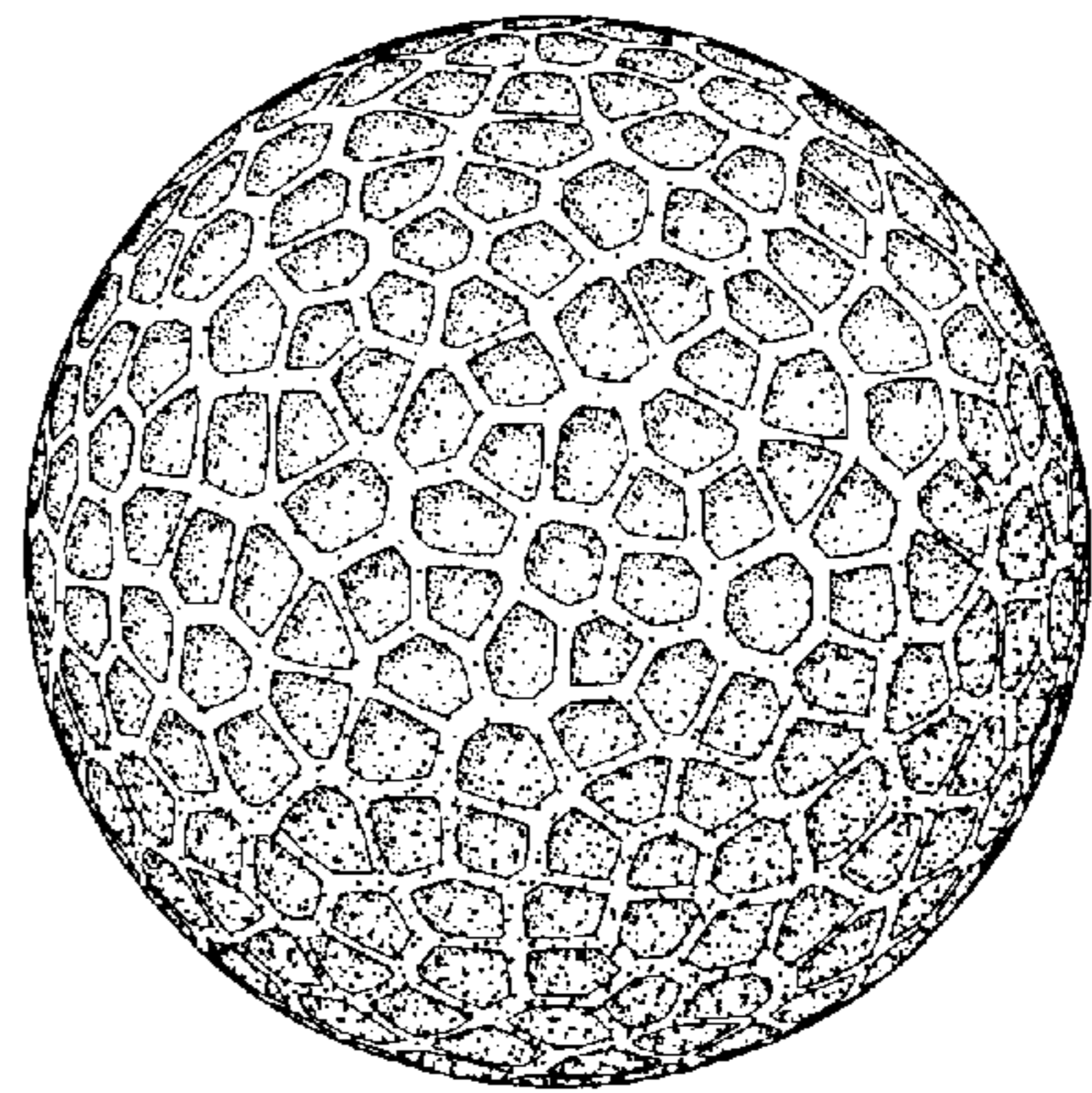


Fig. 2

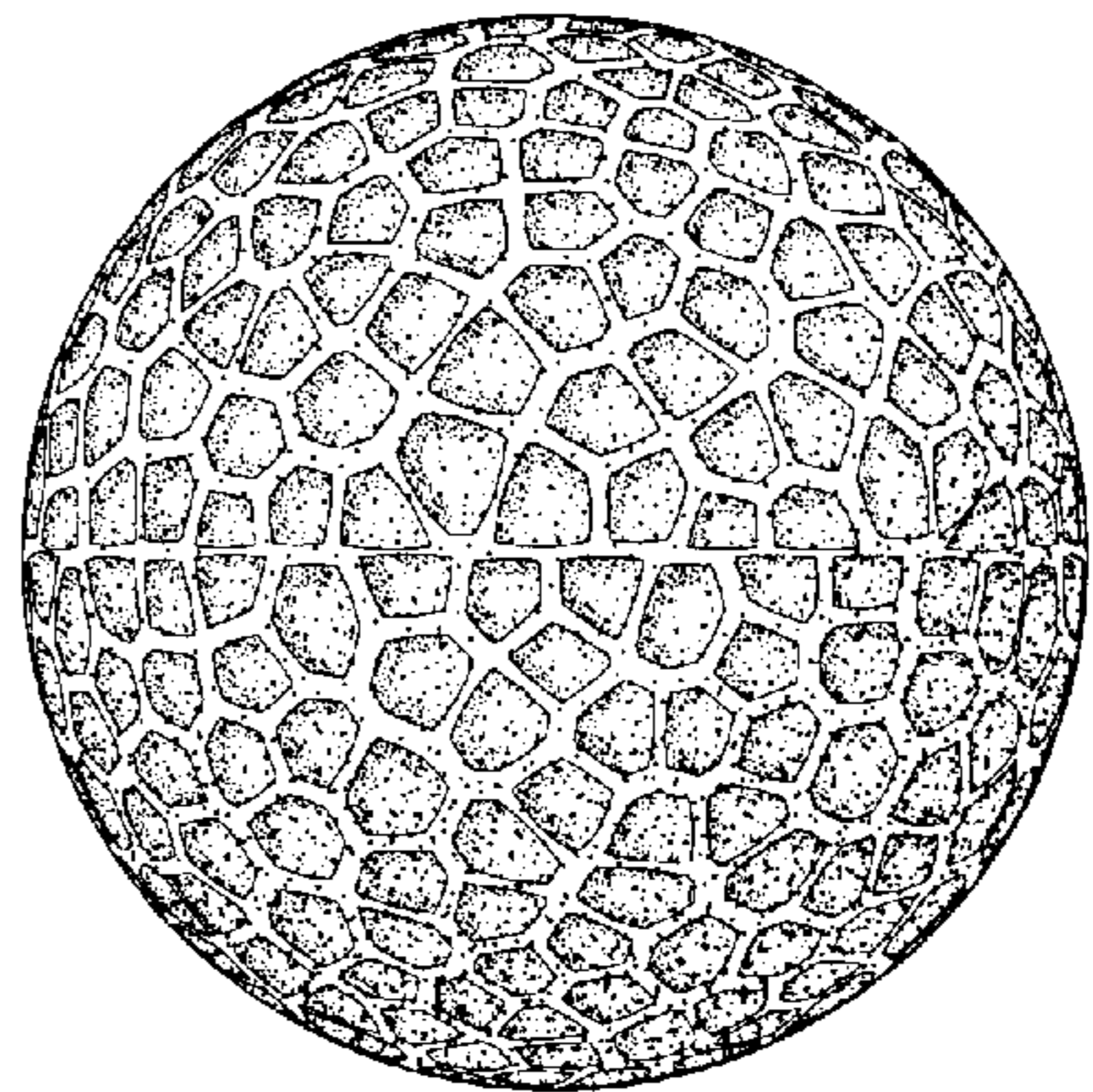


Fig. 3

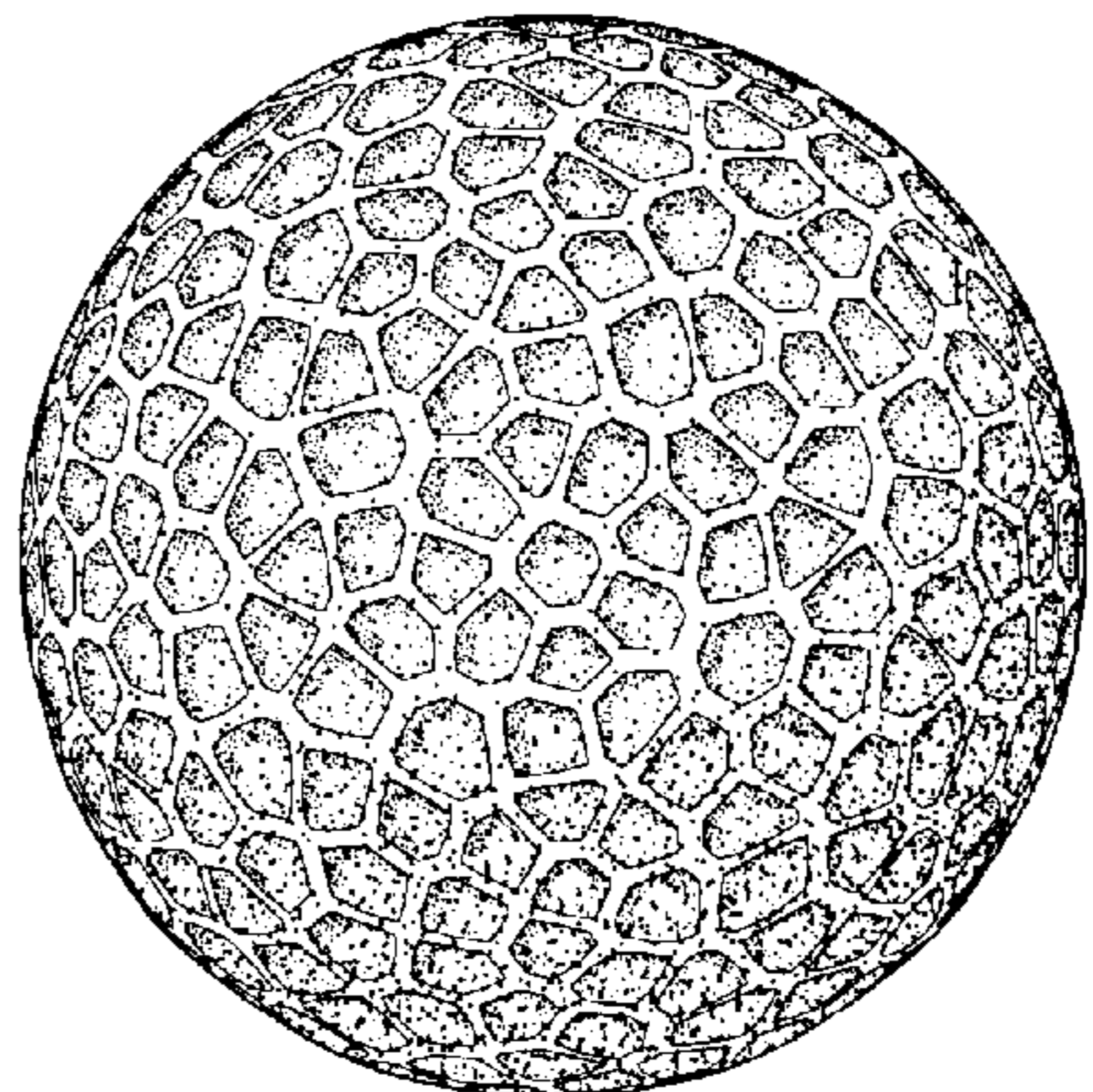


Fig. 4

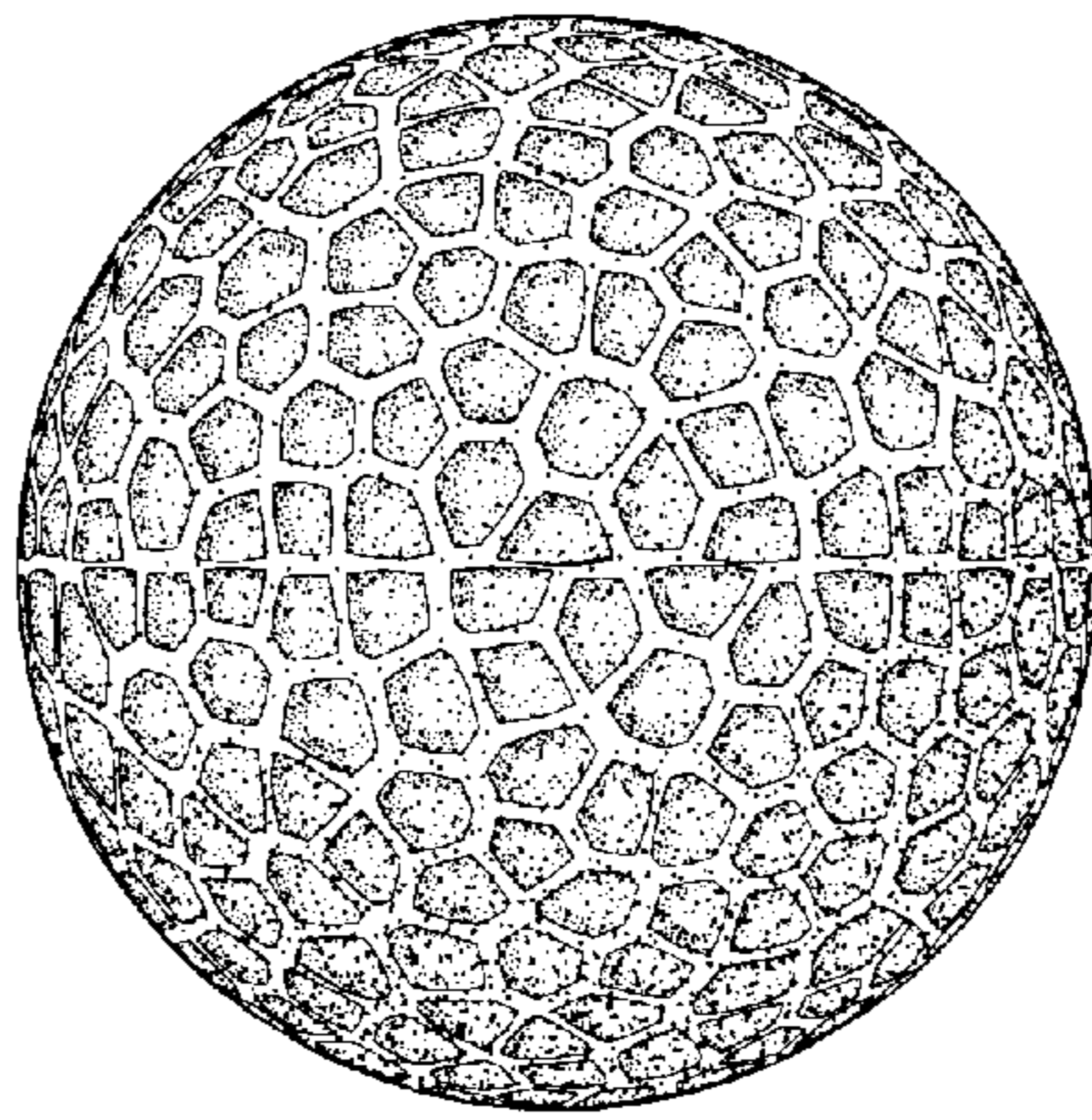


Fig. 5

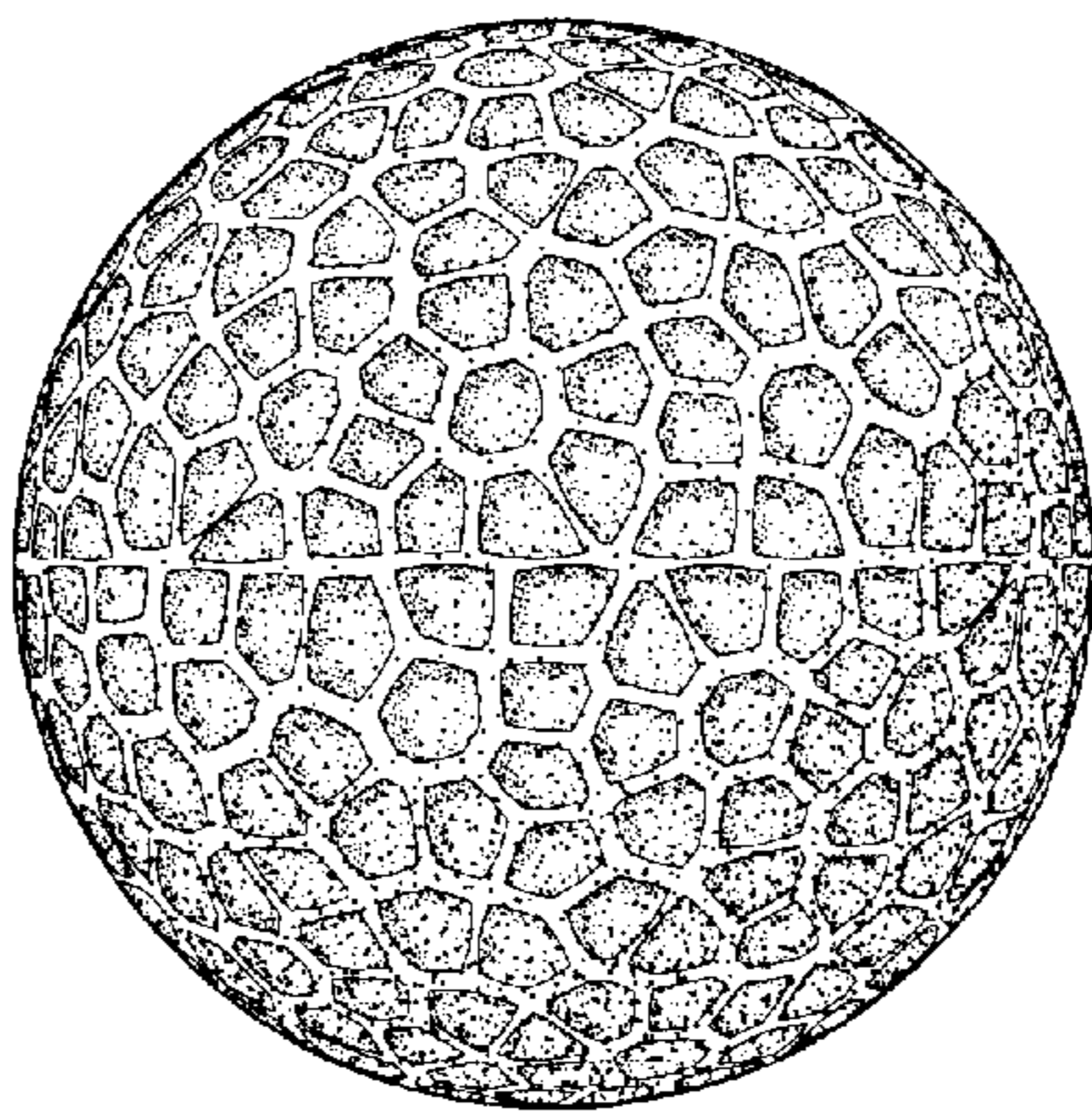


Fig. 6

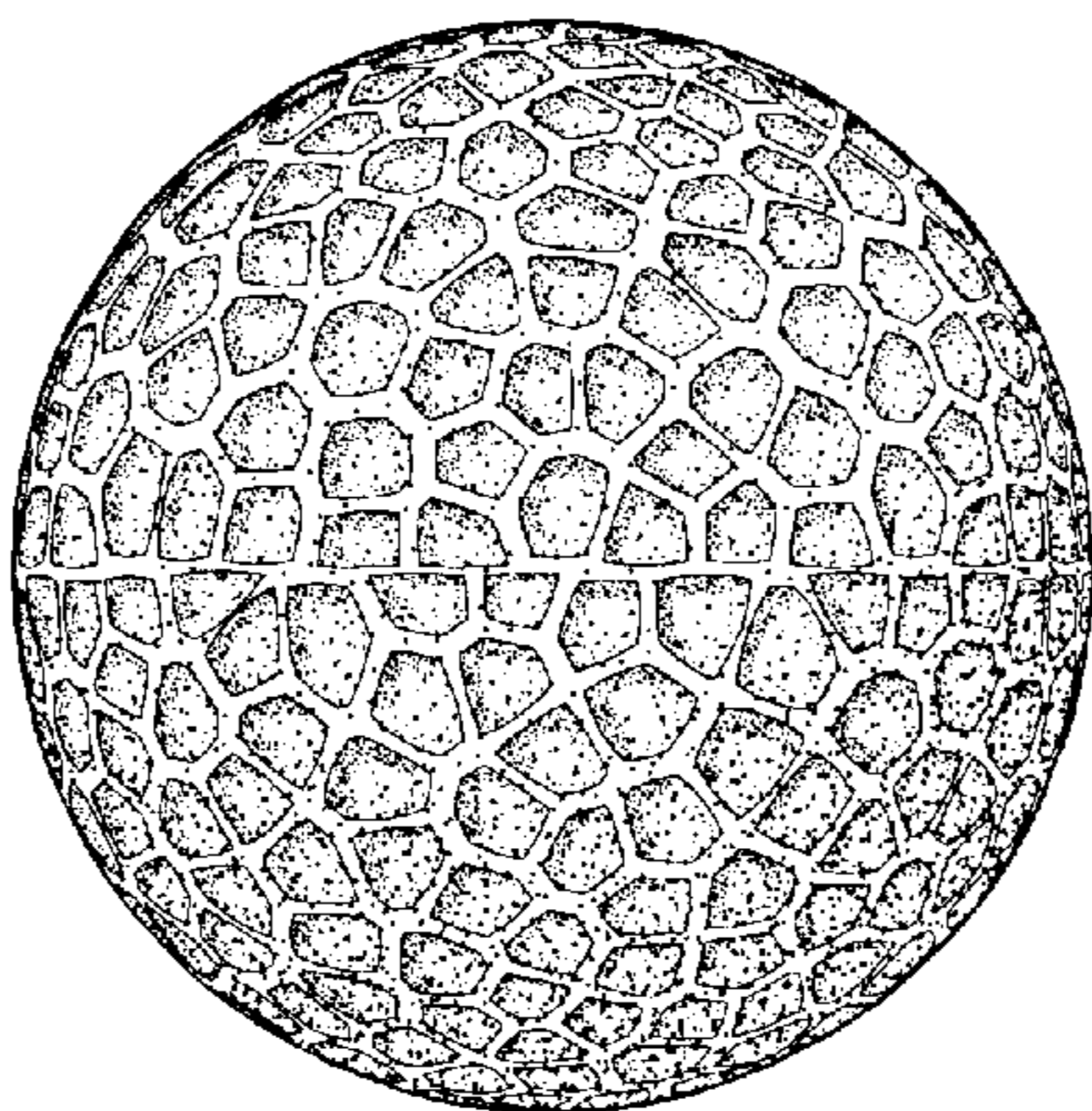


Fig. 7