



US00D472935S

(12) **United States Design Patent**
Rabiger

(10) **Patent No.:** **US D472,935 S**

(45) **Date of Patent:** **** Apr. 8, 2003**

- (54) **REFRIGERATED VANITY CASE**
- (76) Inventor: **Lois L Rabiger**, 7790 King George Hwy #67, Surrey BC (CA), V3W 5Y4
- (**) Term: **14 Years**
- (21) Appl. No.: **29/150,858**
- (22) Filed: **Nov. 30, 2001**
- (51) **LOC (7) Cl.** **15-07**
- (52) **U.S. Cl.** **D21/85**
- (58) **Field of Search** D15/79-88; D6/470-472; 312/114, 116, 117, 119, 138.1, 236; 62/337, 444, 445, 457.1

- D411,547 S * 6/1999 Mori D15/85
- 5,937,666 A 8/1999 Trulaske
- D421,028 S * 2/2000 Valboni et al. D15/81
- D427,211 S * 6/2000 Pitserski et al. D15/85

* cited by examiner

Primary Examiner—Mitchell Siegel

(57) **CLAIM**


The ornamental design for a refridgerated vanity case, as shown and described.

DESCRIPTION

FIG. 1 is a front elevational view of the refridgerated vanity case of the present invention;
 FIG. 2 is a rear elevational view of the refridgerated vanity case of FIG. 1;
 FIG. 3 is a left side elevational view of the refridgerated vanity case of FIG. 1, the right view being a mirror image thereof;
 FIG. 4 is a top plan view of the refridgerated vanity case of FIG. 1; and,
 FIG. 5 is a bottom plan view of the refridgerated vanity case of FIG. 1.

- (56) **References Cited**
- U.S. PATENT DOCUMENTS**
- 2,438,972 A 4/1948 Hoffman
- 3,629,972 A 12/1971 Rehberg et al.
- 4,072,486 A 2/1978 Joseph
- 4,223,482 A 9/1980 Barroero et al.
- D366,049 S * 1/1996 Mattews D15/85
- D366,578 S 1/1996 Cormican et al.
- D367,864 S * 3/1996 Lacewell D15/85
- D386,502 S * 11/1997 Sholl D15/79

1 Claim, 2 Drawing Sheets



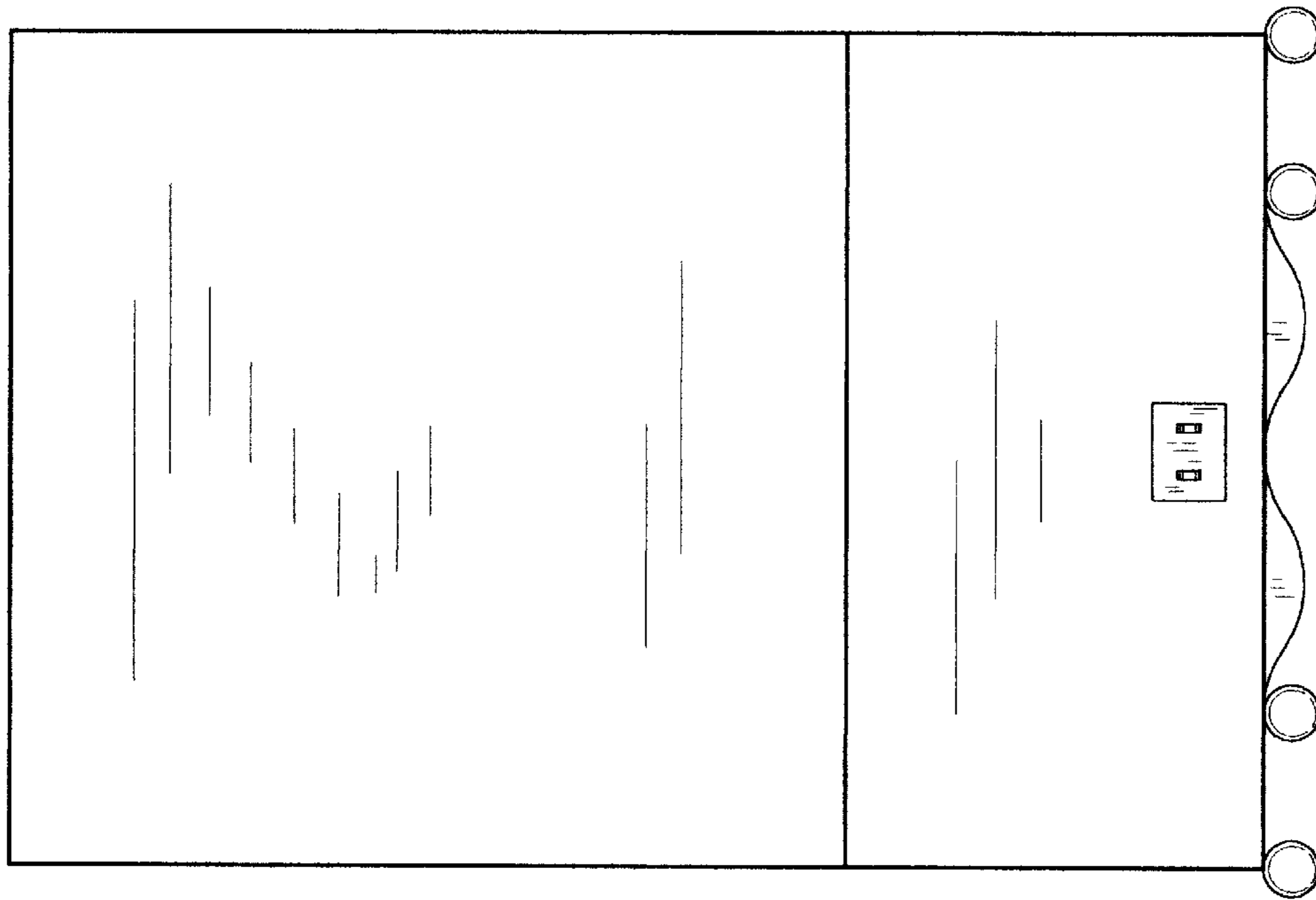


FIG. 2

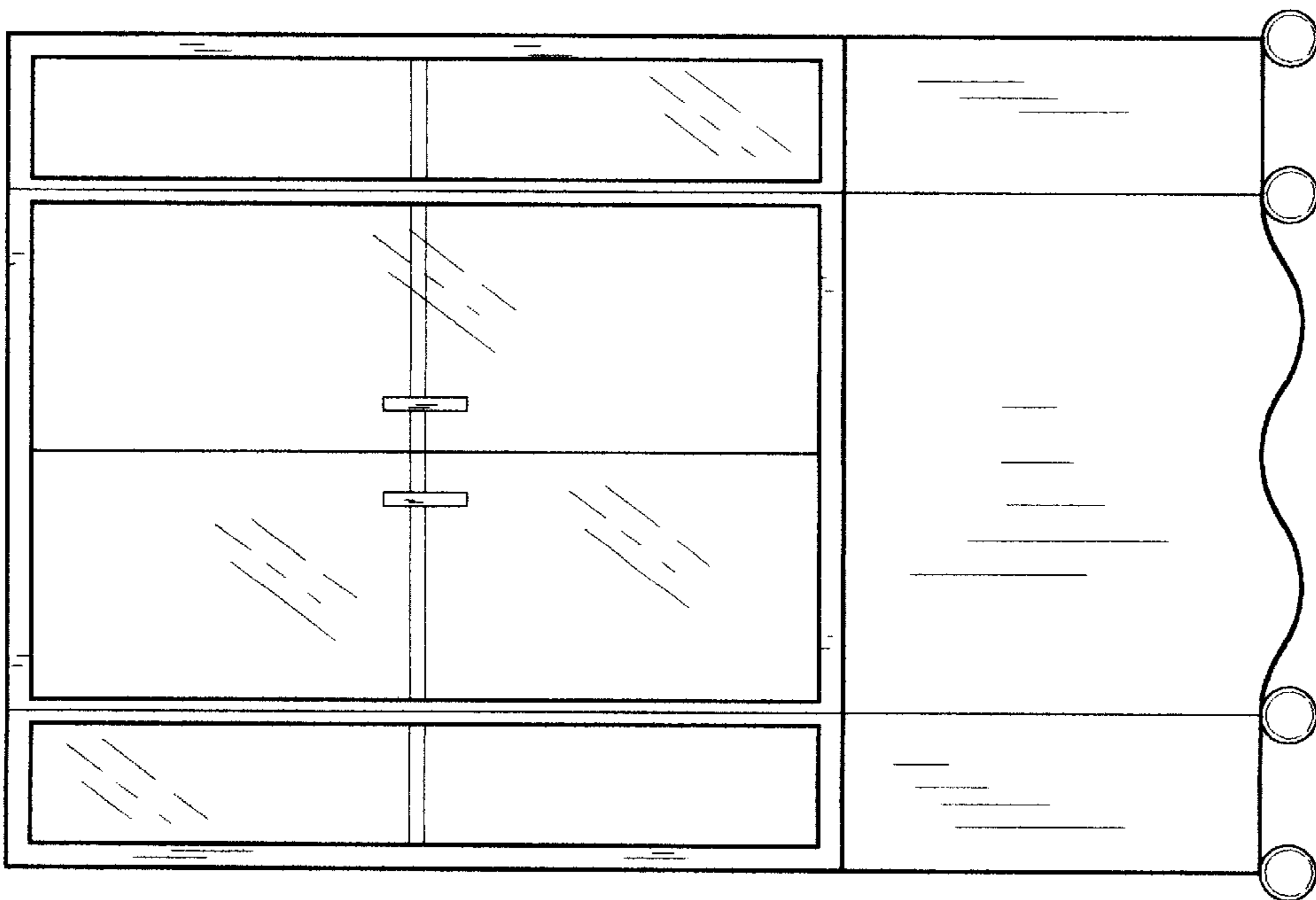


FIG. 1

