



US00D472929S

(12) **United States Design Patent**  
**Pellissa Beneyto**

(10) **Patent No.:** **US D472,929 S**

(45) **Date of Patent:** **\*\* Apr. 8, 2003**

(54) **PEN**

(75) **Inventor:** **Ferran Pellissa Beneyto, Celra (ES)**

(73) **Assignee:** **Inoxcrom, S.A., Barcelona (ES)**

(\*\*) **Term:** **14 Years**

(21) **Appl. No.:** **29/162,371**

(22) **Filed:** **Jun. 14, 2002**

(51) **LOC (7) Cl.** ..... **19-06**

(52) **U.S. Cl.** ..... **D19/51; D19/56**

(58) **Field of Search** ..... **D19/35, 36, 41-51,**  
**D19/53-58, 81-85; 401/99, 100, 101, 103-106,**  
**107-110, 111-117, 209, 33, 65, 71**

(56) **References Cited**

**U.S. PATENT DOCUMENTS**

2,108,441	A	*	2/1938	Maucher	.....	401/71
D210,810	S	*	4/1968	Wakai	.....	D19/51
3,664,753	A	*	5/1972	Minagawa	.....	401/65
3,705,774	A	*	12/1972	Kranich	.....	401/33

D421,053	S	*	2/2000	Izushima	.....	D19/51
D427,633	S	*	7/2000	Pellisa Beneyto	.....	D19/51
D450,088	S	*	11/2001	Banasik	.....	D19/51
D456,846	S	*	5/2002	Pellisa Beneyto	.....	D19/51

\* cited by examiner

*Primary Examiner*—Martie K. Holtje

(74) *Attorney, Agent, or Firm*—Michael J. Striker

(57) **CLAIM**

The ornamental design for a pen, as shown and described.

**DESCRIPTION**

FIG. 1 is a perspective view of a pen showing my new design;

FIG. 2 is a top view thereof;

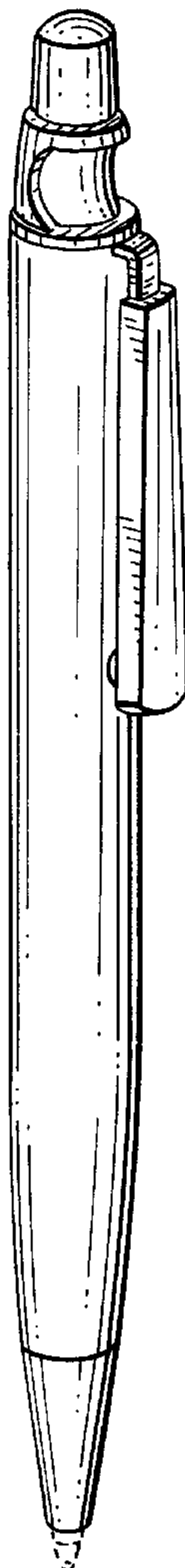
FIG. 3 is a front view thereof;

FIG. 4 is a side view thereof which is a mirror image of the opposite side thereof;

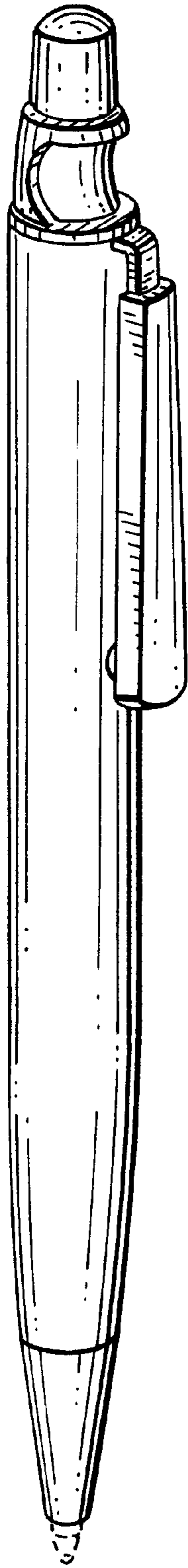
FIG. 5 is a rear view thereof; and,

FIG. 6 is a bottom view thereof.


**1 Claim, 2 Drawing Sheets**



*FIG. 1*




*FIG. 2*




*FIG. 6*

*FIG. 3*



*FIG. 4*



*FIG. 5*

