



US00D472926S

(12) **United States Design Patent**
Nishitani et al.

(10) **Patent No.:** **US D472,926 S**

(45) **Date of Patent:** **** Apr. 8, 2003**

(54) **WRITING INSTRUMENT**

(75) Inventors: **Ichiro Nishitani**, Yamato Koriyama (JP); **Akira Matsuda**, Osaka (JP); **Masatoshi Yashima**, Nara (JP)

(73) Assignee: **Kuretake Co., Ltd.**, Nara (JP)

(**) Term: **14 Years**

(21) Appl. No.: **29/136,624**

(22) Filed: **Feb. 1, 2001**

(51) **LOC (7) Cl.** **19-06**

(52) **U.S. Cl.** **D19/50; D19/43**

(58) **Field of Search** D19/35, 36, 41-51, D19/53-58, 81-85; 401/98, 196, 198, 202, 208, 209, 213, 214, 261, 262, 243-247, 292, 17-21

(56) **References Cited**

U.S. PATENT DOCUMENTS

554,189 A * 2/1896 Kochendarfer 401/214

2,177,651 A * 10/1939 Harris 401/19
D120,734 S * 5/1940 Kahn D19/43 X
3,003,468 A * 10/1961 Rosenthal 401/208
D279,992 S * 8/1985 Gribb D19/43
D327,912 S * 7/1992 Tsai D19/51
D331,940 S * 12/1992 Shirai et al. D19/51
D341,225 S * 11/1993 Lang et al. D28/76
D341,226 S * 11/1993 Lang et al. D28/76

* cited by examiner

Primary Examiner—Martie K. Holtje

(74) *Attorney, Agent, or Firm*—Sofer & Haroun, LLP


(57) **CLAIM**

We claim the ornamental design for a writing instrument, as shown.

DESCRIPTION

FIG. 1 is a side elevational view of a writing instrument showing the new design; and, FIG. 2 is a top plan view of the writing instrument as shown in FIG. 1.

1 Claim, 1 Drawing Sheet






FIG. 1

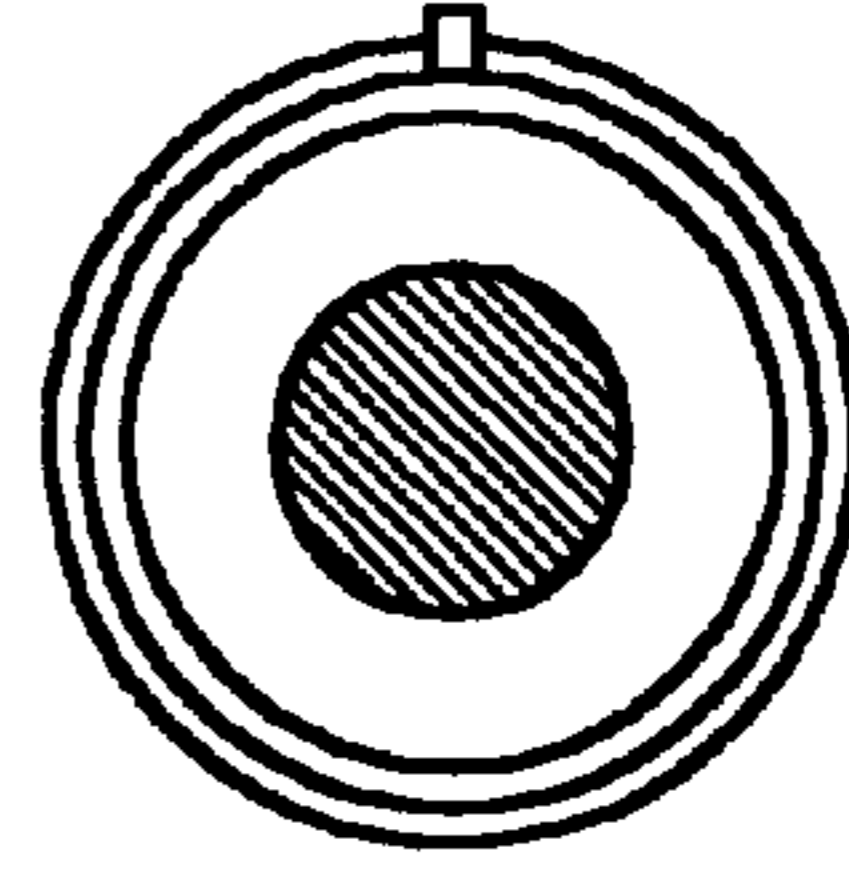


FIG. 2