



US00D472925S

(12) **United States Design Patent**
Nishitani et al.

(10) **Patent No.:** **US D472,925 S**

(45) **Date of Patent:** **** Apr. 8, 2003**

(54) **WRITING INSTRUMENT**

(75) Inventors: **Ichiro Nishitani**, Koriyama (JP); **Akira Matsuda**, Osaka (JP); **Masatoshi Yashima**, Nara (JP)

(73) Assignee: **Kuretake Co., Ltd.**, Nara (JP)

(**) Term: **14 Years**

(21) Appl. No.: **29/136,548**

(22) Filed: **Feb. 1, 2001**

(51) **LOC (7) Cl.** **19-06**

(52) **U.S. Cl.** **D19/50; D19/49**

(58) **Field of Search** D19/35, 36, 41-51,
D19/53-58, 81-85; 401/98, 193, 196, 198,
199, 202, 208, 213, 214, 243-247, 261,
262, 292, 17-21

(56) **References Cited**

U.S. PATENT DOCUMENTS

554,189 A * 2/1896 Kochendarfer 401/214
2,177,651 A * 10/1939 Harris 401/19
D120,734 S * 5/1940 Kahn D19/43 X
D182,739 S * 5/1958 Pawson et al. D19/66

3,003,468 A * 10/1961 Rosenthal 401/208
4,453,849 A * 6/1984 Fernandez 401/193
D286,546 S * 11/1986 Funahashi D19/43
D327,912 S * 7/1992 Tsai D19/51
6,059,477 A * 5/2000 Dunlap, Jr. et al. 401/199
6,336,762 B1 * 1/2002 Oike 401/198

* cited by examiner

Primary Examiner—Martie K. Holtje

(74) *Attorney, Agent, or Firm*—Sofer & Haroun, LLP

(57) **CLAIM**

We claim the ornamental design for a writing instrument, as shown.

DESCRIPTION


FIG. 1 is a front elevational view of a writing instrument showing the new design;

FIG. 2 is a side elevational view of the writing instrument as shown in FIG. 1;

FIG. 3 is a top plan view of the writing instrument as shown in FIG. 1; and,

FIG. 4 is a bottom plan view of the writing instrument as shown in FIG. 1.

1 Claim, 2 Drawing Sheets






FIG. 1




FIG. 2

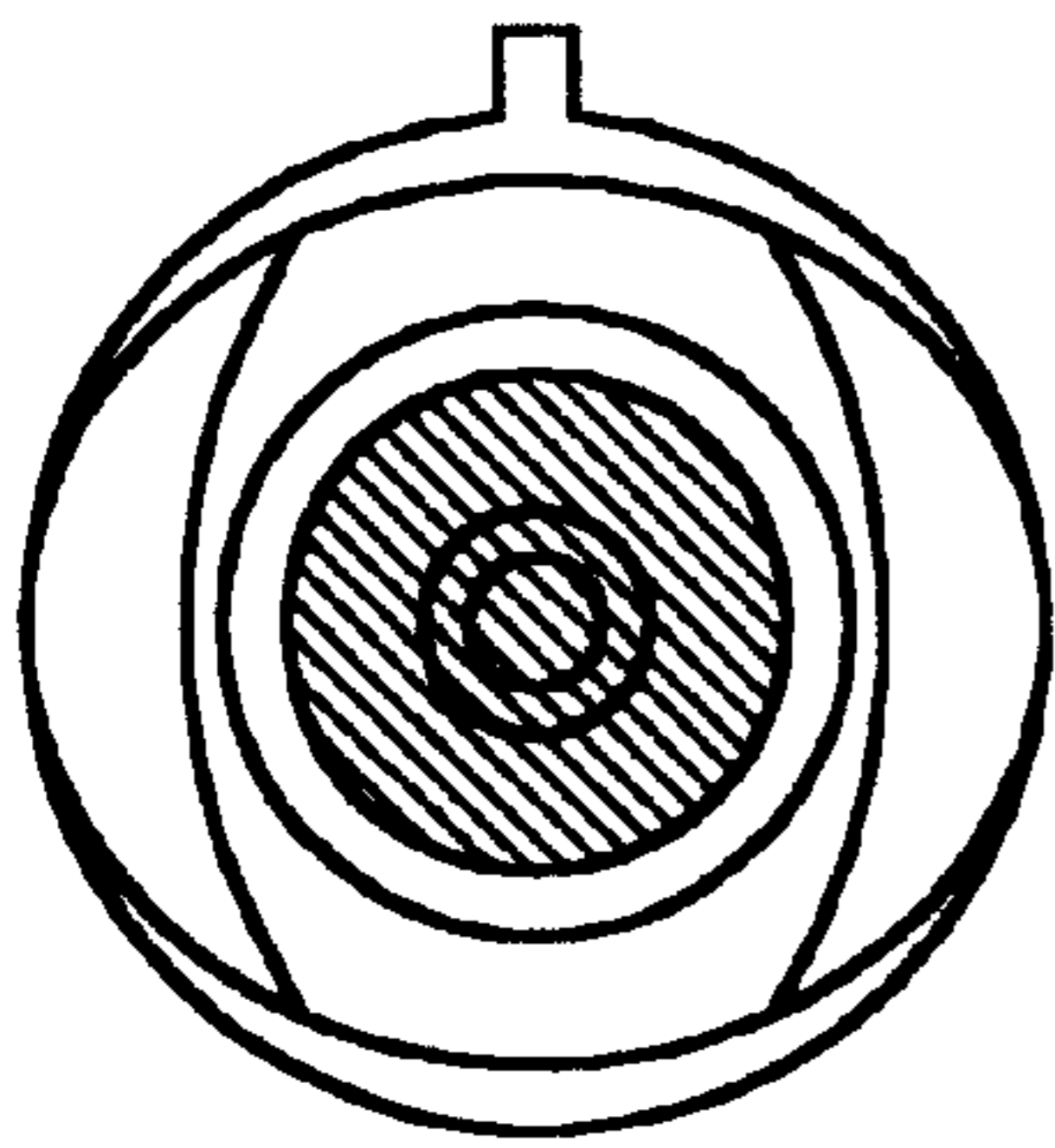


FIG. 3

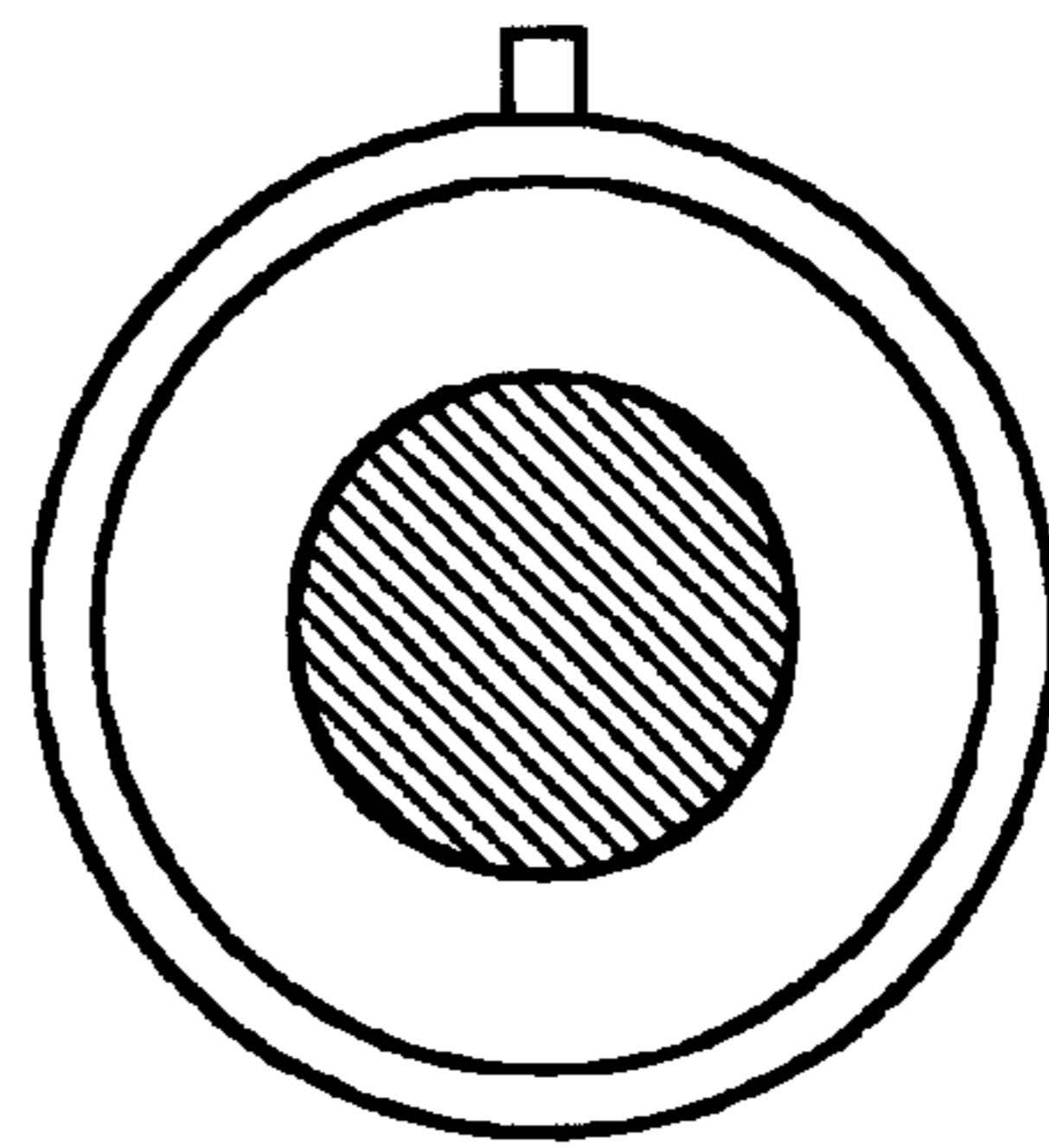


FIG. 4