



US00D472895S

(12) **United States Design Patent** (10) **Patent No.:** **US D472,895 S**
Ribeiro et al. (45) **Date of Patent:** **** Apr. 8, 2003**

(54) **HOUSING FOR A COMMUNICATION DEVICE AND SIMILAR ARTICLES**

(75) Inventors: **Claudio Santiago Ribeiro**, Evanston, IL (US); **Paul Pierce**, Grayslake, IL (US); **Christopher Arnholt**, Highland Park, IL (US); **Daniel Berg**, Antioch, IL (US)

(73) Assignee: **Motorola, Inc.**, Schaumburg, IL (US)

(**) Term: **14 Years**

(21) Appl. No.: **29/155,269**

(22) Filed: **Feb. 5, 2002**

(51) **LOC (7) Cl.** **14-03**

(52) **U.S. Cl.** **D14/248**

(58) **Field of Search** D14/137, 138, D14/218, 147-148, 247-249, 144, 455, 456, 341-347, 338-340, 399, 426, 387, 429, 453, 191; 379/433.01-433.13, 434, 419, 420.01-420.04, 428.01-428.02, 440, 368-370; 455/550-575, 90; D13/168; D18/2, 7

(56) **References Cited**

U.S. PATENT DOCUMENTS

D370,672 S	*	6/1996	Hughes	D14/138
D374,006 S	*	9/1996	Tattari	D14/138
D375,732 S	*	11/1996	Lindeman et al.	D14/138
D377,351 S	*	1/1997	Toki et al.	D14/138
D385,874 S	*	11/1997	Eckhardt et al.	D14/138
D388,430 S	*	12/1997	Harris et al.	D14/138
D390,509 S	*	2/1998	Antzinas et al.	D14/138
D402,652 S	*	12/1998	Chikuma	D14/138
D408,032 S	*	4/1999	Nagano et al.	D14/138
5,923,752 A	*	7/1999	McBride et al.	379/433
D415,770 S	*	10/1999	Nuovo	D14/248
D420,351 S	*	2/2000	Waldner	D14/138
D421,022 S	*	2/2000	Curtis	D14/248
D434,740 S	*	12/2000	Son et al.	D14/138
D434,754 S	*	12/2000	Banryu	D14/248

D440,955 S	*	4/2001	Tanaka et al.	D14/138
6,246,862 B1	*	6/2001	Grivas et al.	455/90
D448,757 S	*	10/2001	Okubo	D14/218
D449,830 S	*	10/2001	Vuolteenaho et al.	D14/248
D451,079 S	*	11/2001	Ali	D14/138
D455,741 S	*	4/2002	Lee	D14/248
D456,393 S	*	4/2002	Kim et al.	D14/248
D456,794 S	*	5/2002	Laverick et al.	D14/138
D458,922 S	*	6/2002	Vuolteenaho	D14/248
D459,327 S	*	6/2002	Ali	D14/138
D459,329 S	*	6/2002	Suzuki et al.	D14/138
D461,468 S	*	8/2002	Ruohonen	D14/248
D464,645 S	*	10/2002	OaNeil	D14/248
2001/0022839 A1	*	9/2001	Ishigaki	379/433.04
2002/0009192 A1	*	1/2002	Nakamura	379/433.01
2002/0037703 A1	*	3/2002	Hirota et al.	455/90
2002/0081997 A1	*	6/2002	Morishima	455/566

FOREIGN PATENT DOCUMENTS

JP 1086844 * 10/2000

* cited by examiner

Primary Examiner—Jeffrey Asch

(74) *Attorney, Agent, or Firm*—Randall S. Vaas

(57) **CLAIM**

The ornamental design for a housing for a communication device and similar articles, substantially as shown.

DESCRIPTION

FIG. 1 is a front, bottom and side perspective view of an ornamental housing for communications devices or similar articles.

FIG. 2 is a front elevation view thereof.

FIG. 3 is a first side elevation view thereof.

FIG. 4 is a bottom plan view thereof.

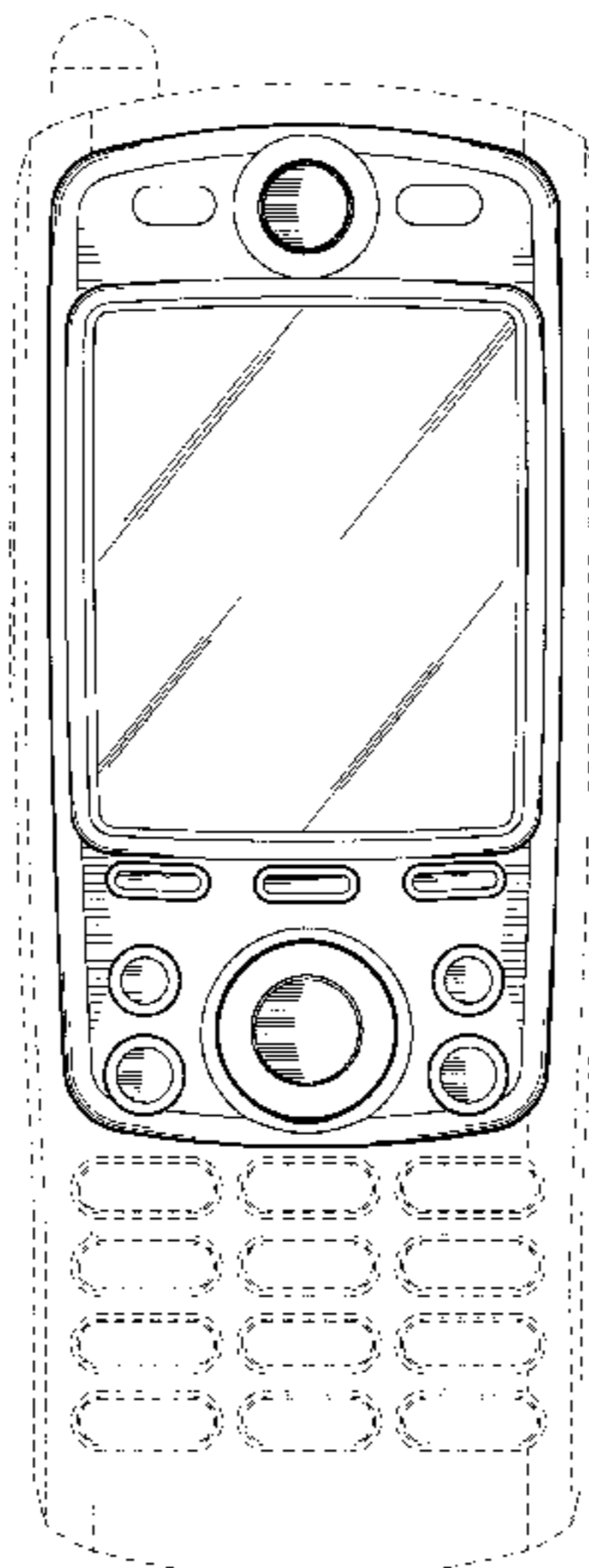
FIG. 5 is a top plan view thereof.

FIG. 6 is a back elevation view thereof; and,

FIG. 7 is a second side elevation view thereof.

The broken line portions of the drawings form no part of the claimed design or a specified embodiment thereof.

1 Claim, 3 Drawing Sheets



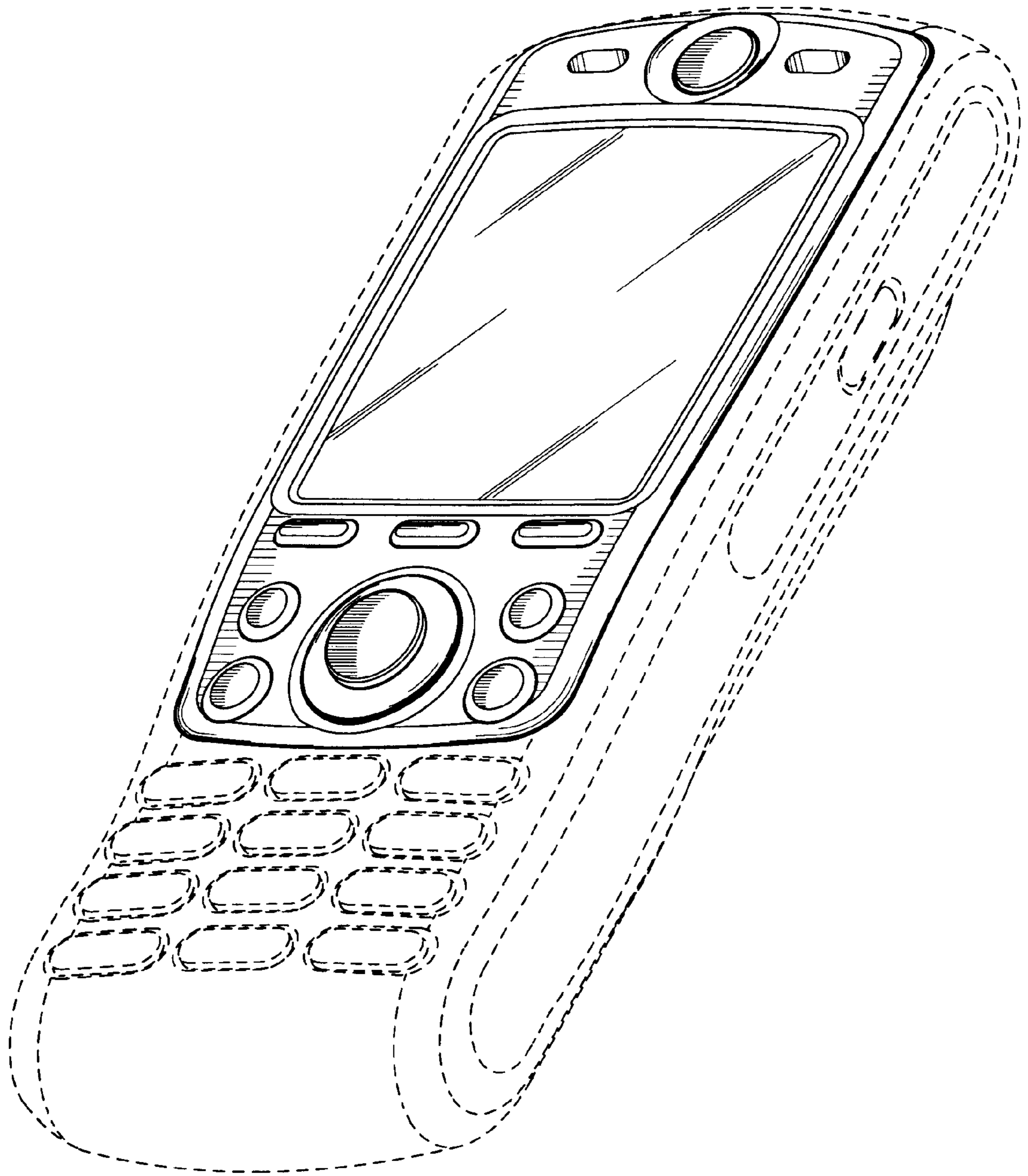


FIG. 1

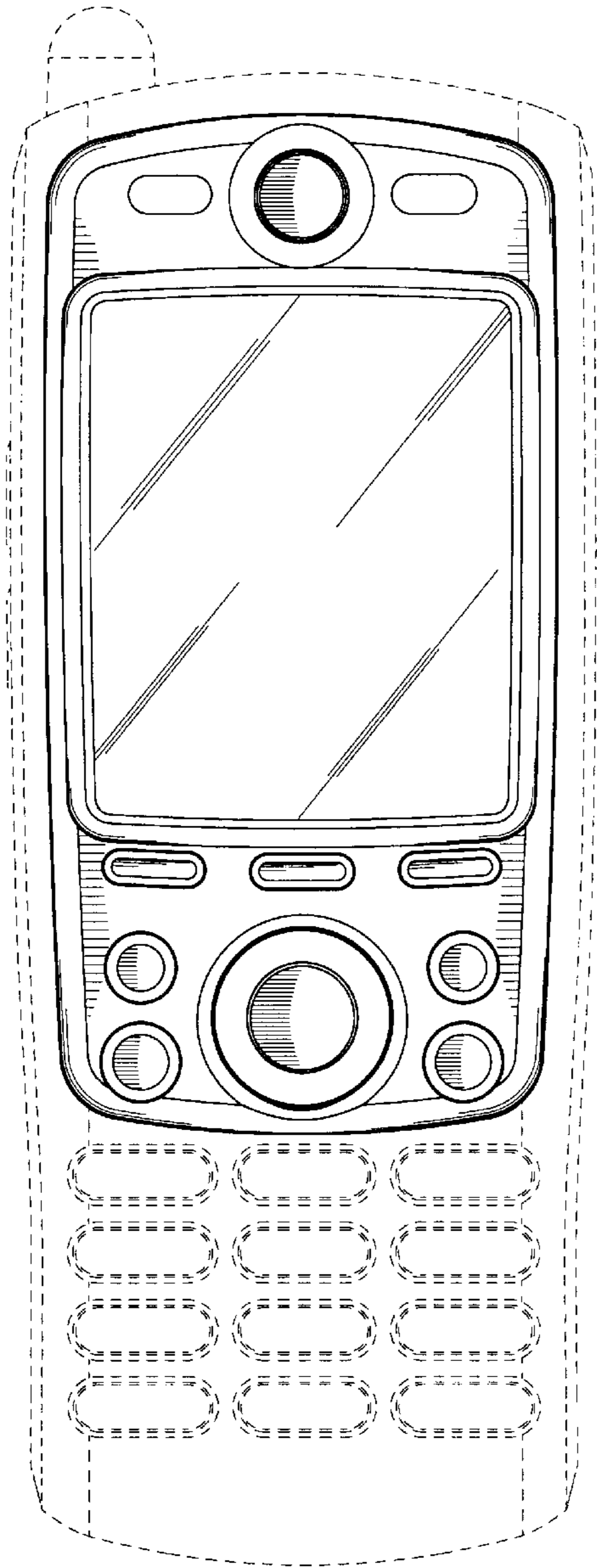


FIG. 2

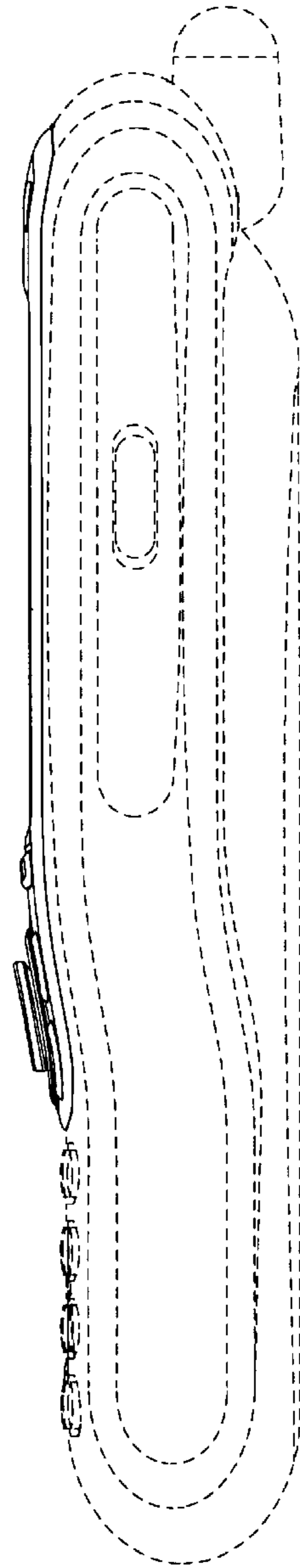


FIG. 3




FIG. 4

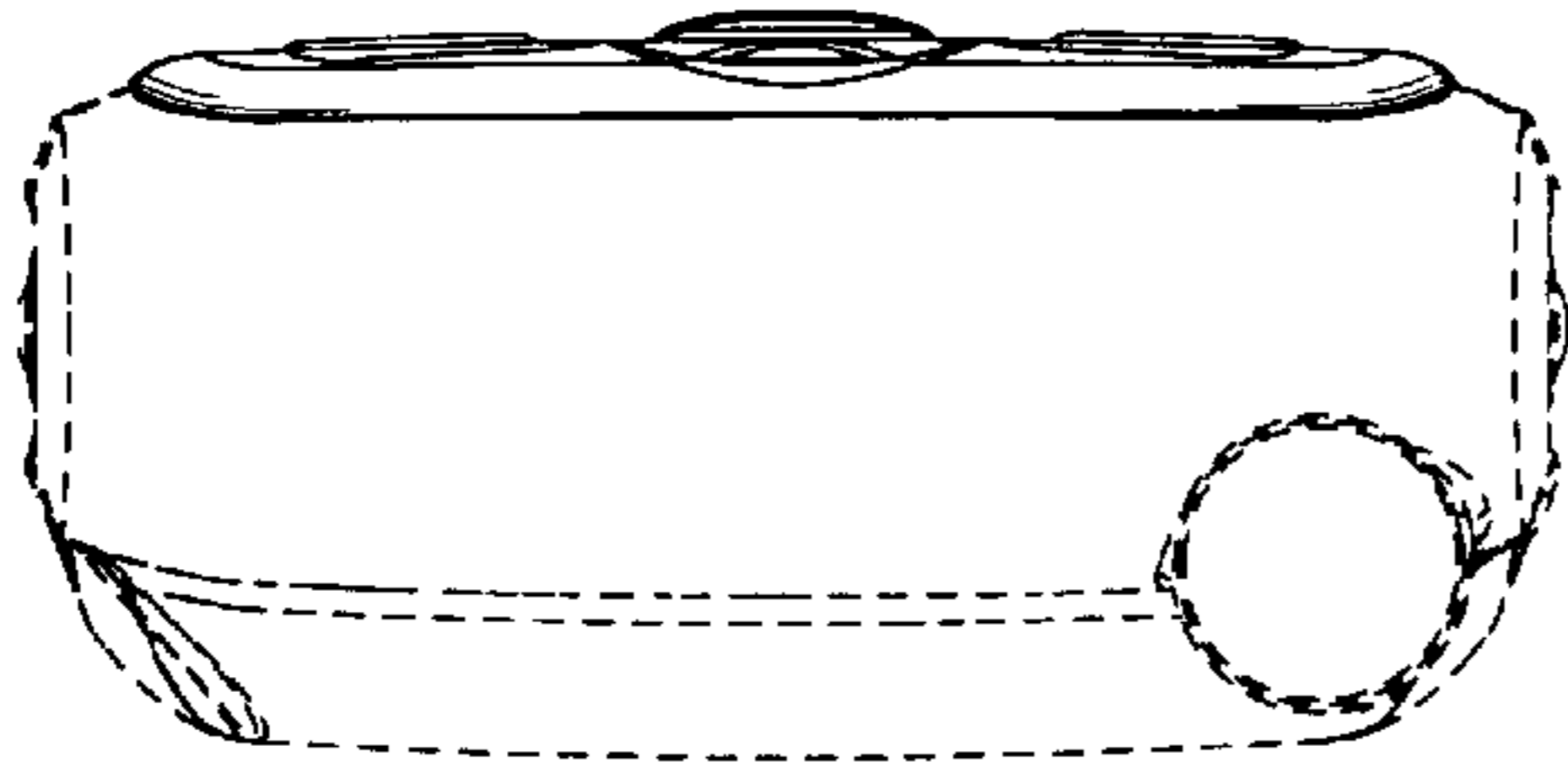


FIG. 5




FIG. 6

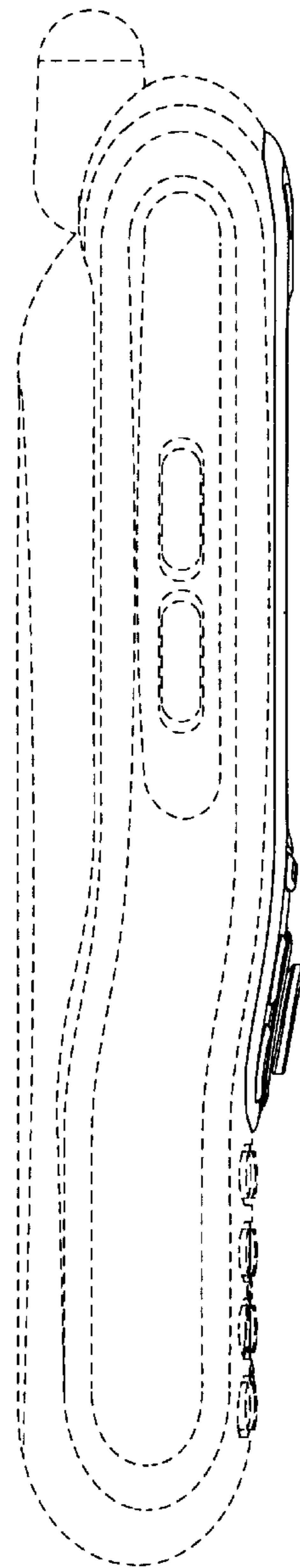


FIG. 7