



US00D472894S

(12) **United States Design Patent**
Kim et al.

(10) **Patent No.:** **US D472,894 S**

(45) **Date of Patent:** **** Apr. 8, 2003**

(54) **INTERCHANGEABLE LENS FOR
RADIOTELEPHONES AND SIMILAR
ARTICLES**

(75) Inventors: **Catherine Sayim Kim**, Evanston, IL
(US); **Paul Pierce**, Grayslake, IL (US);
Bee Lay Khoo, Singapore (SG);
Michelle Lew, Singapore (SG)

(73) Assignee: **Motorola, Inc.**, Schaumburg, IL (US)

(**) Term: **14 Years**

(21) Appl. No.: **29/152,858**

(22) Filed: **Dec. 27, 2001**

Related U.S. Application Data

(63) Continuation of application No. 29/138,746, filed on Mar. 19, 2001, now Pat. No. Des. 456,393.

(51) **LOC (7) Cl.** **14-03**

(52) **U.S. Cl.** **D14/248**

(58) **Field of Search** D14/137, 217,
D14/138, 218, 147-148, 247-249, 257,
258, 144, 455, 456, 341-347, 338-340,
399, 426, 387, 396, 392, 398, 429, 453,
194, 391, 400, 401, 265, 191; 379/433.01-433.13,
434, 419, 420.01-420.04, 428.01-428.02,
440, 368-370, 364; 455/550-575, 90; D13/168,
171, 174; D18/2, 7, 12.2, 12.3; D21/331,
333

(56) **References Cited**

U.S. PATENT DOCUMENTS

D359,960 S * 7/1995 Kennedy et al. D14/249

D385,875 S * 11/1997 Harris et al. D14/138
D386,494 S * 11/1997 Harris et al. D14/138
D388,430 S * 12/1997 Harris et al. D14/138
D389,142 S * 1/1998 Adams et al. D14/138
D393,470 S * 4/1998 Nagele et al. D14/249
5,745,566 A * 4/1998 Petrella et al. 379/433
D394,438 S * 5/1998 Nagele et al. D14/248
D395,431 S * 6/1998 Harris et al. D14/138

(List continued on next page.)

Primary Examiner—Jeffrey Asch

(74) *Attorney, Agent, or Firm*—Shigeharu Furukawa

(57) **CLAIM**

The ornamental design for an interchangeable lens for radiotelephones and similar articles, as shown.

DESCRIPTION

FIG. 1 is a front, bottom, and left side perspective view of the interchangeable lens for radiotelephones and similar articles.

FIG. 2 is a right side elevated view thereof.

FIG. 3 is a front plan view thereof.

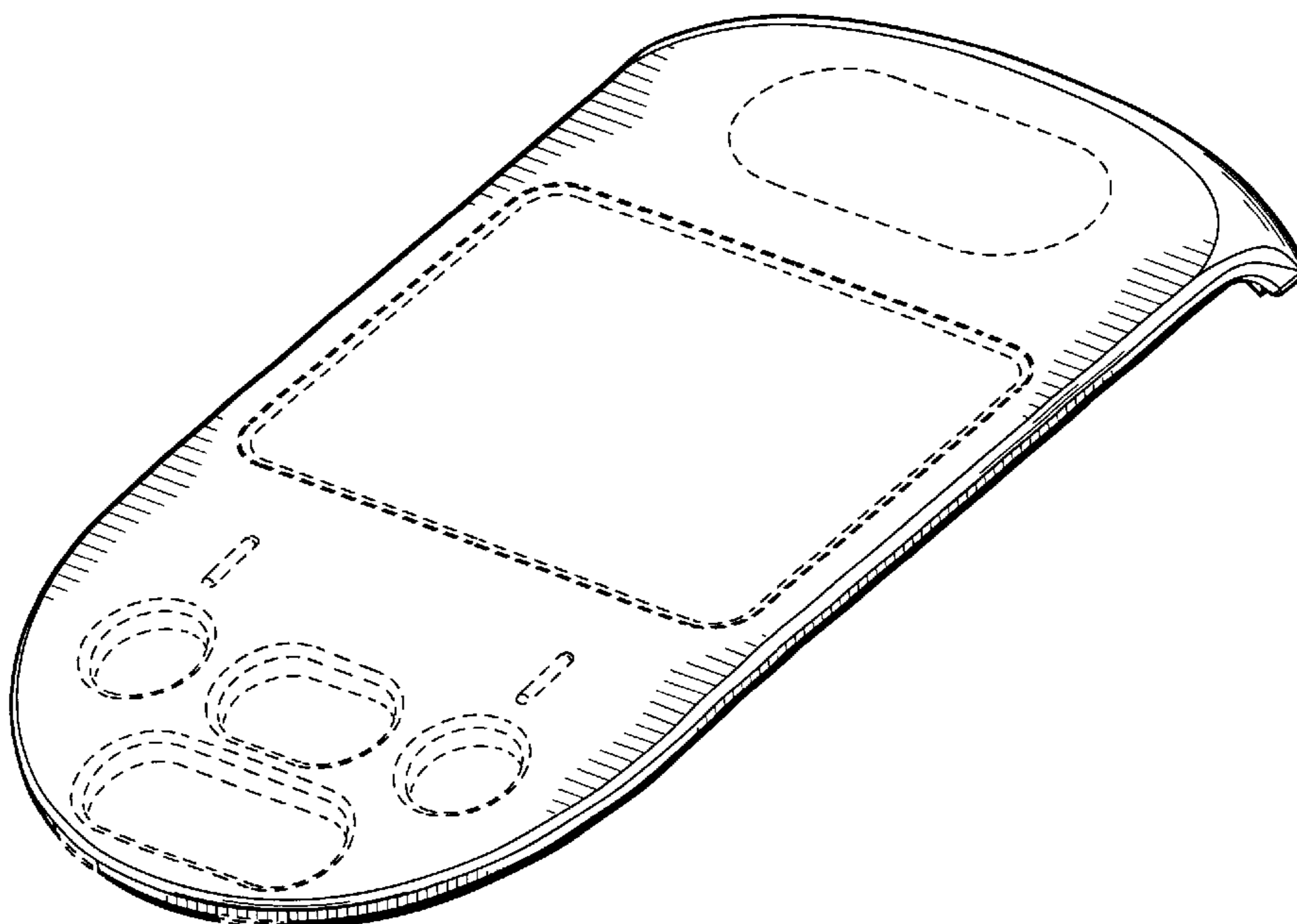
FIG. 4 is a bottom elevated view thereof.

FIG. 5 is a top elevated view thereof; and,

FIG. 6 is a left side elevated view thereof.

The broken line portions of the drawings are for illustrative purposes only and form no part of the claimed design. The portions of the article that are obscured by broken lines are not a part of the claim.

1 Claim, 3 Drawing Sheets



US D472,894 S

Page 2

U.S. PATENT DOCUMENTS

5,768,370 A	*	6/1998	Maatta et al.	379/433	D426,829 S	*	6/2000	Curtis	D14/248
D396,230 S	*	7/1998	Phillips et al.	D14/138	D433,398 S	*	11/2000	Meyer et al.	D14/138
D402,664 S	*	12/1998	Phillips et al.	D14/247	D434,742 S	*	12/2000	Elkins et al.	D14/138
5,848,152 A	*	12/1998	Slipy et al.	379/433	D434,754 S	*	12/2000	Banryu	D14/248
D405,783 S	*	2/1999	Nuovo et al.	D14/138	D434,755 S	*	12/2000	Banryu	D14/248
D406,131 S	*	2/1999	Osthues	D14/138	D440,952 S	*	4/2001	Carvalho	D14/138
D409,598 S	*	5/1999	Tattari	D14/138	D446,196 S	*	8/2001	Chamberlain et al.	D14/137
D409,599 S	*	5/1999	Tattari	D14/138	D446,526 S	*	8/2001	Evers et al.	D14/441
D409,999 S	*	5/1999	Nuovo et al.	D14/138	D446,786 S	*	8/2001	Nakahara et al.	D14/248
D415,489 S	*	10/1999	Ke	D14/138	D447,133 S	*	8/2001	Arbisi et al.	D14/248
D415,770 S	*	10/1999	Nuovo	D14/248	D449,297 S	*	10/2001	Gartrell et al.	D14/248
D416,563 S	*	11/1999	Kolinen	D14/248	D449,830 S	*	10/2001	Vuolteenaho et al.	D14/248
D421,022 S	*	2/2000	Curtis	D14/248	D451,503 S	*	12/2001	Langford et al.	D14/248
D422,585 S	*	4/2000	Ng et al.	D14/137	D456,393 S	*	4/2002	Kim et al.	D14/248
D423,015 S	*	4/2000	Curtis et al.	D14/248					

* cited by examiner

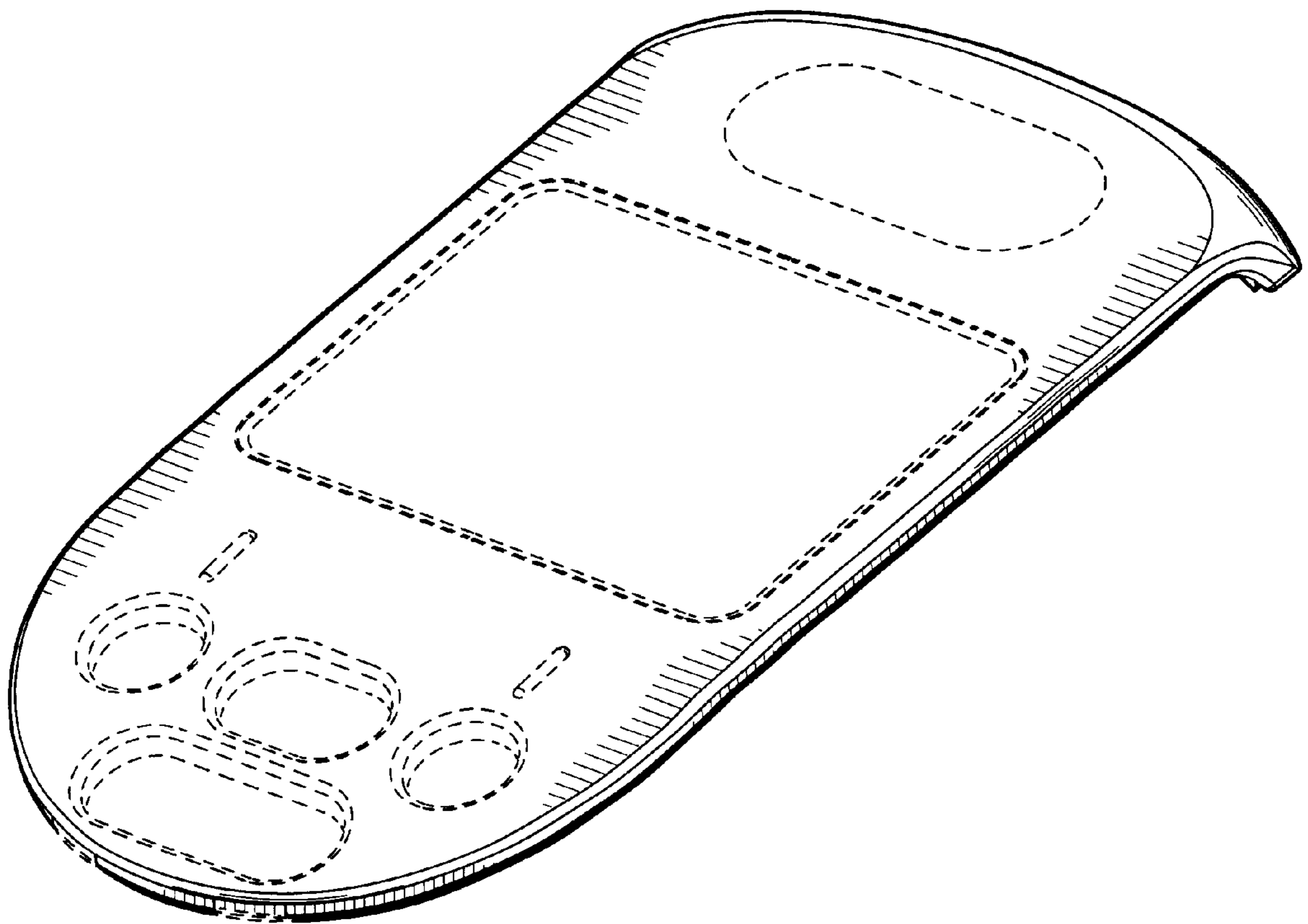


FIG. 1



FIG. 2

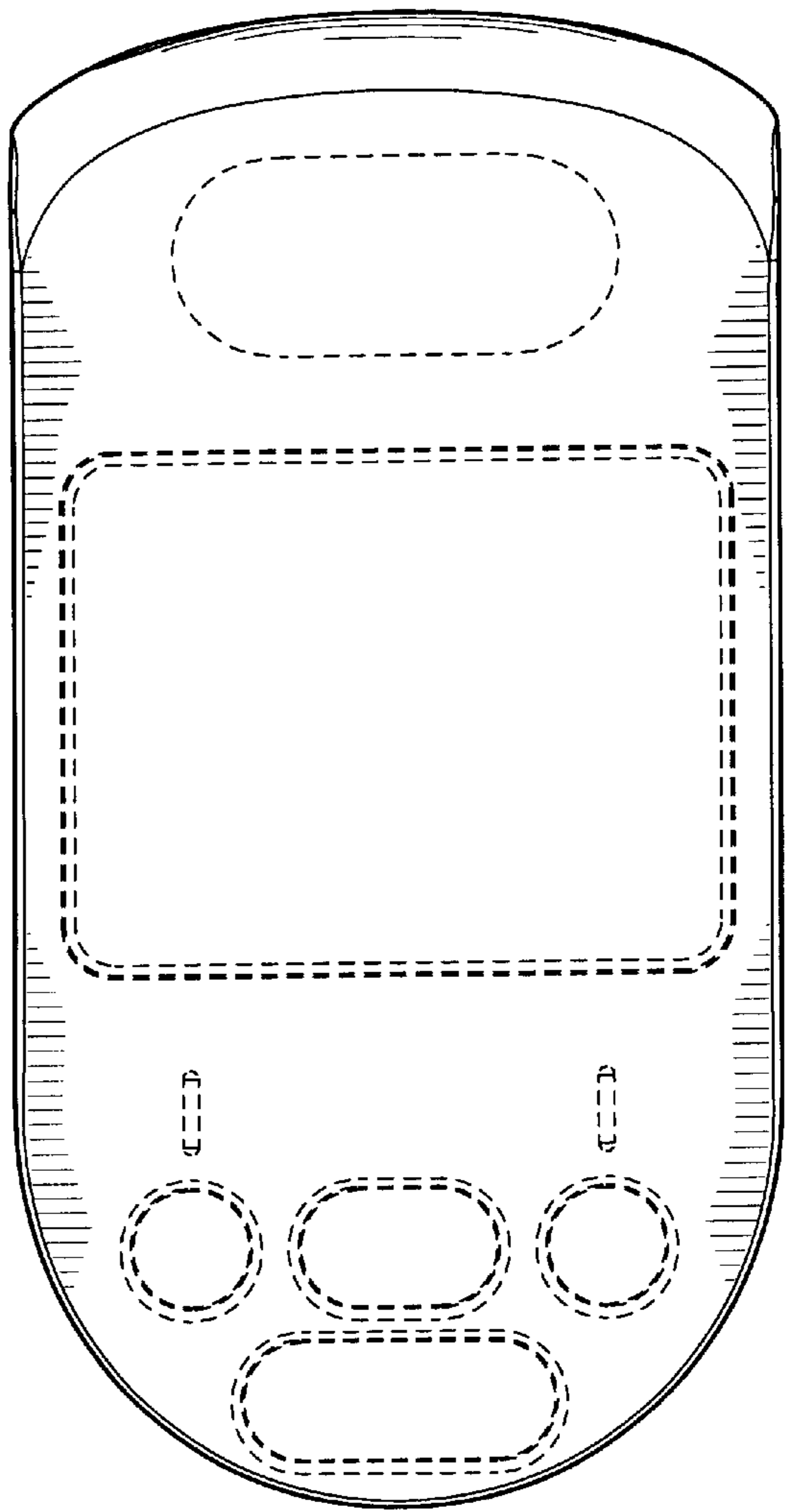


FIG. 3




FIG. 4




FIG. 5




FIG. 6