



US00D472884S

(12) **United States Design Patent**
Narita

(10) **Patent No.:** **US D472,884 S**

(45) **Date of Patent:** **** *Apr. 8, 2003**

(54) **DISC PLAYER**

(75) **Inventor:** **Hisanori Narita, Tokyo (JP)**

(73) **Assignee:** **Sony Corporation, Tokyo (JP)**

(*) **Notice:** This patent is subject to a terminal disclaimer.

(**) **Term:** **14 Years**

(21) **Appl. No.:** **29/155,871**

(22) **Filed:** **Feb. 21, 2002**

(51) **LOC (7) Cl.** **14-01**

(52) **U.S. Cl.** **D14/156**

(58) **Field of Search** D14/135-136,
D14/156-157, 167-168, 188, 193-198,
257-258; 369/75.1, 75.2, 77.1, 77.2; 455/344,
347, 350-351

(56) **References Cited**

U.S. PATENT DOCUMENTS

D350,352 S	*	9/1994	Tsuge	D14/156
5,864,533 A	*	1/1999	Yamada et al.	369/247
D412,504 S	*	8/1999	Renk	D14/156
D416,896 S		11/1999	Ogasawara		
D421,752 S	*	3/2000	Zeitman	D14/156
D432,109 S		10/2000	Masamitsu et al.		
D433,672 S		11/2000	Kobayashi		
D435,533 S		12/2000	Hayashi		

D441,350 S		5/2001	Nakamura		
D446,203 S	*	8/2001	Arpe	D14/156
D451,080 S		11/2001	Kataoka		

OTHER PUBLICATIONS

Web page "D-E220" Sony consumer electronic guide, 1 sheet, Sony Corporation (Oct. 2001).
Catalog "Sony Style, Digital Comfort", p. 155, Sony Corporation (Autumn/2000/2001).
Catalog "96", p. 324, Sony Corporation (Nov. 2000).

* cited by examiner

Primary Examiner—Nanda Bondade

(74) *Attorney, Agent, or Firm*—Rader, Fishman & Grauer PLLC

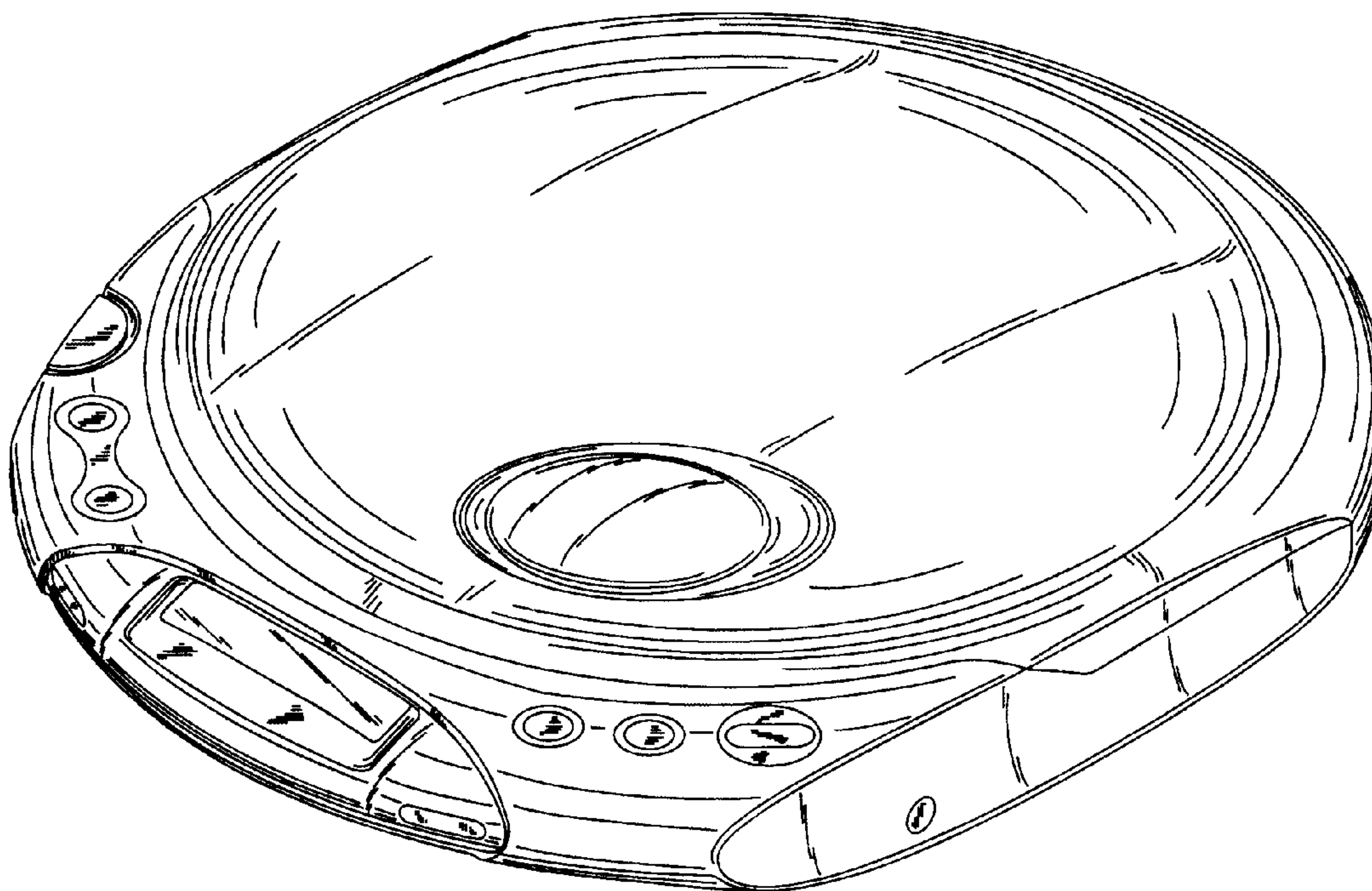
(57) **CLAIM**

The ornamental design for a disc player, as shown and described.

DESCRIPTION

FIG. 1 is a perspective view of a disc player showing my new design;
FIG. 2 is a front elevational view thereof;
FIG. 3 is a rear elevational view thereof;
FIG. 4 is a left side elevational view thereof;
FIG. 5 is a right side elevational view thereof;
FIG. 6 is a top plan view thereof; and,
FIG. 7 is a bottom plan view thereof.

1 Claim, 4 Drawing Sheets



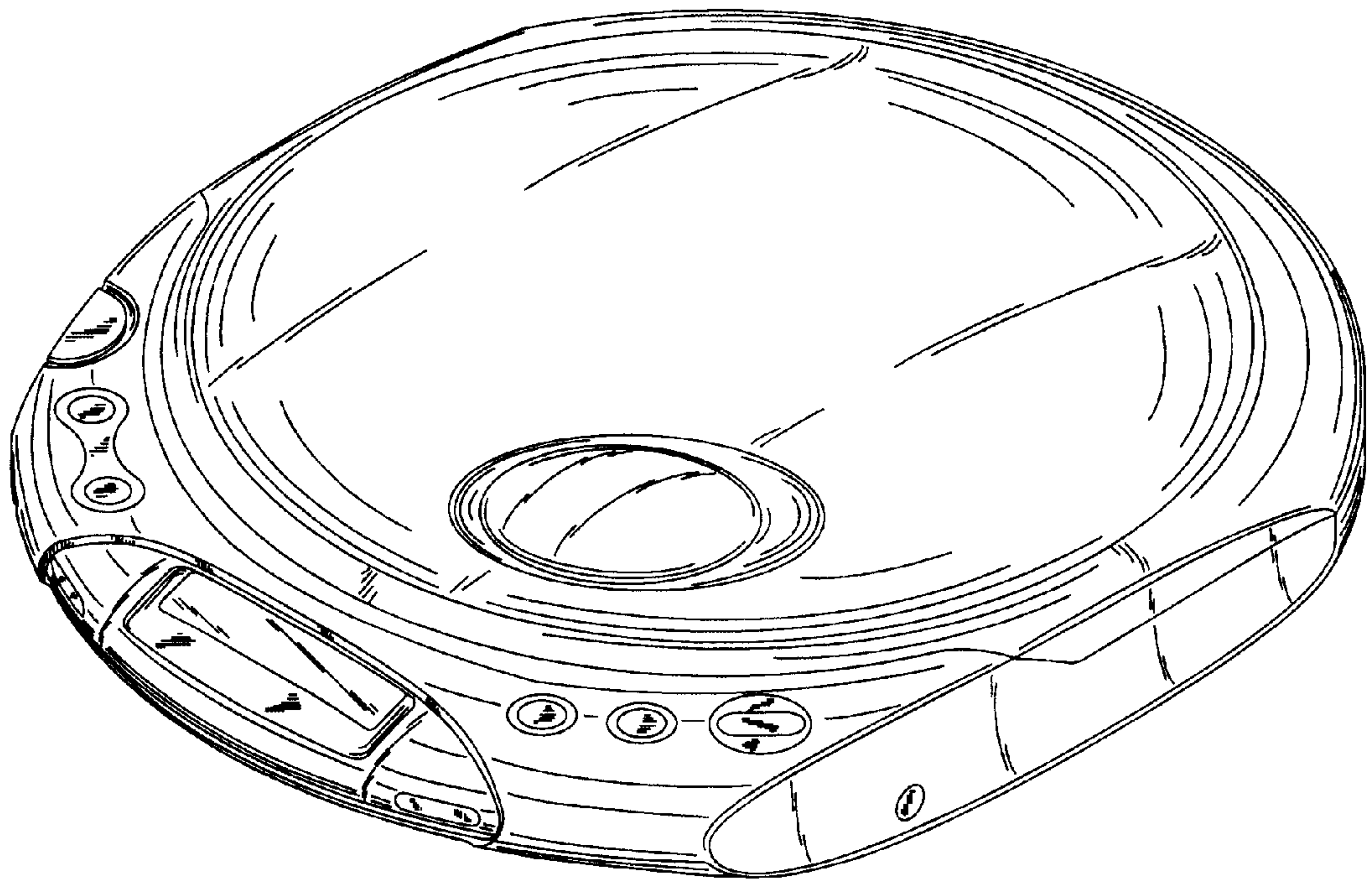


Fig. 1

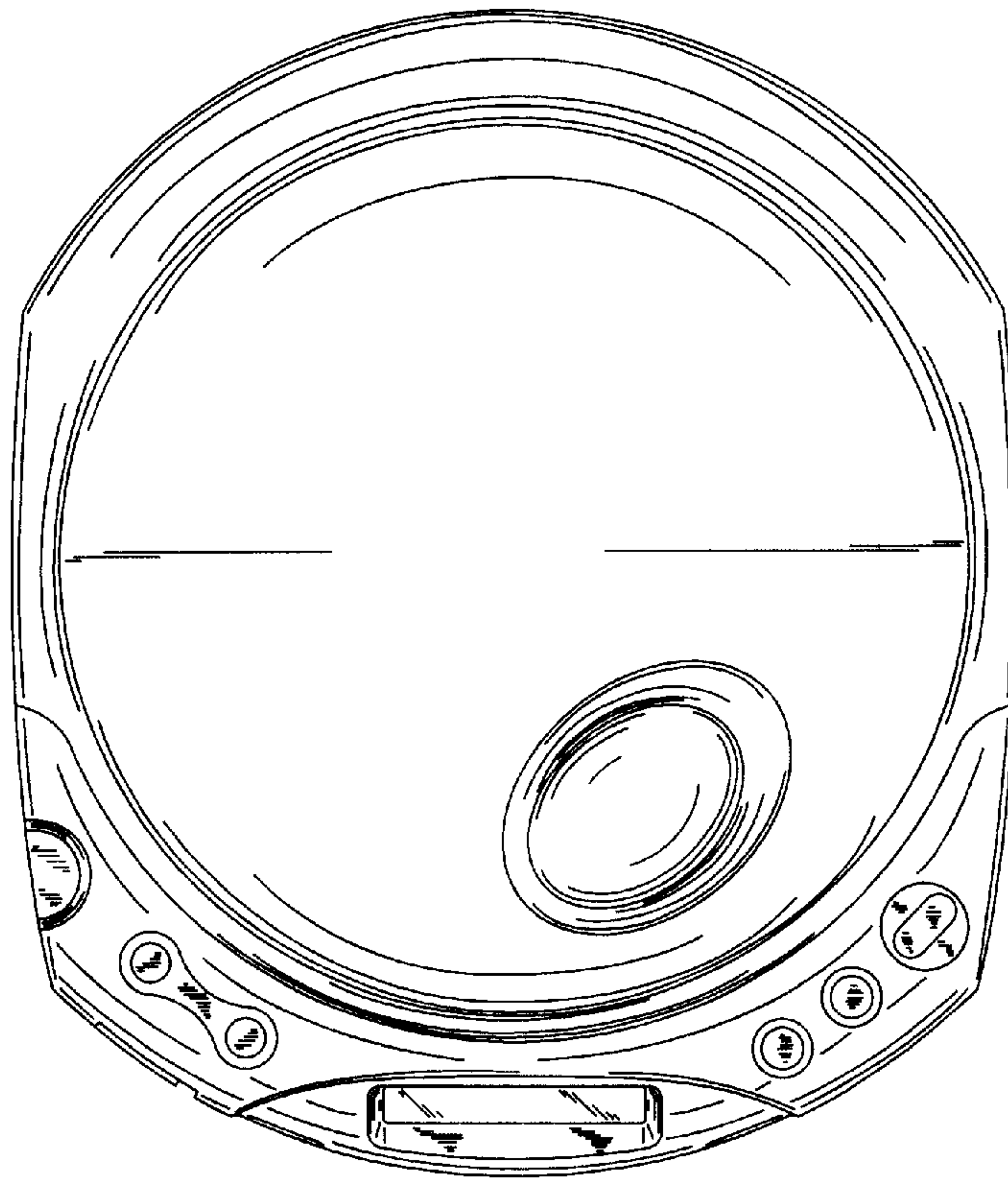


Fig. 2

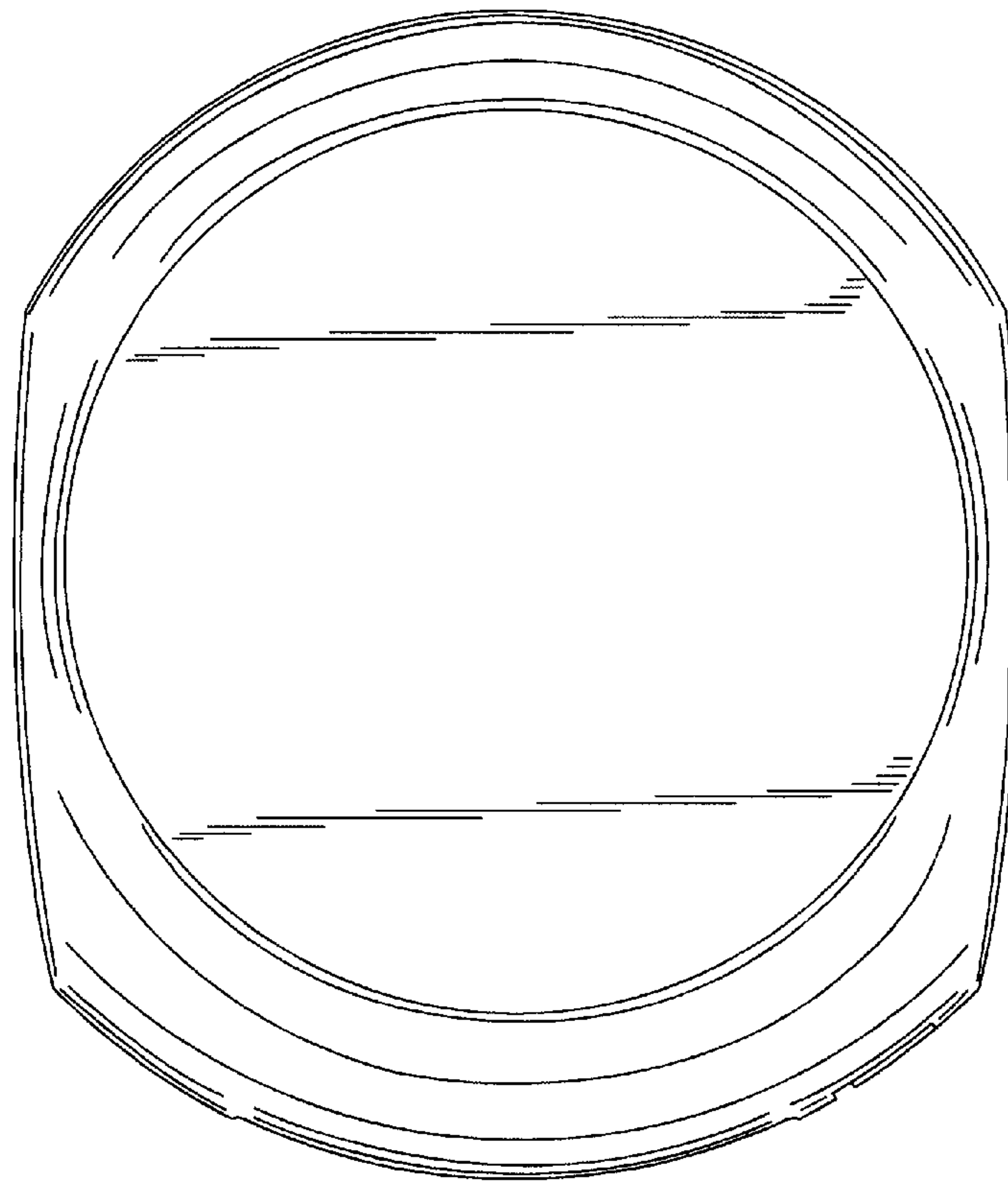


Fig. 3

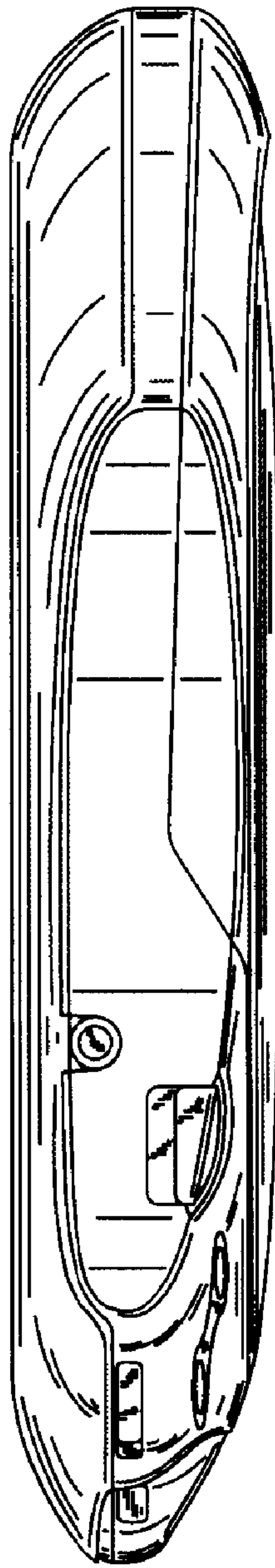


Fig. 4

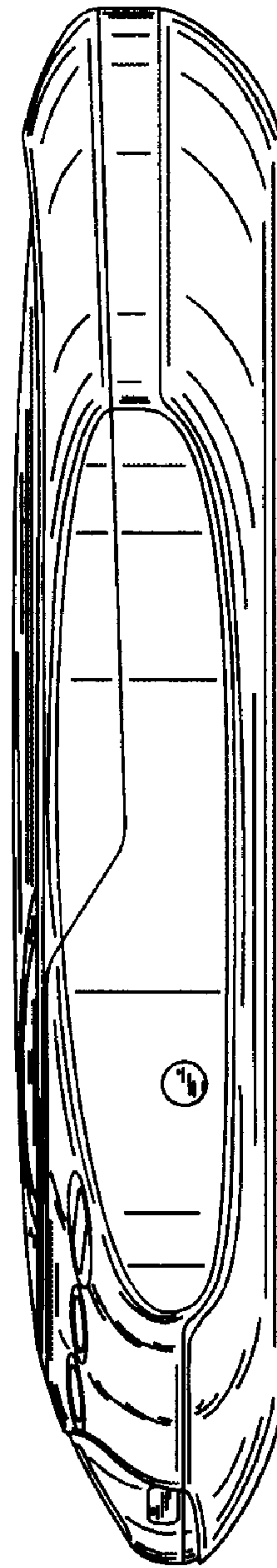


Fig. 5

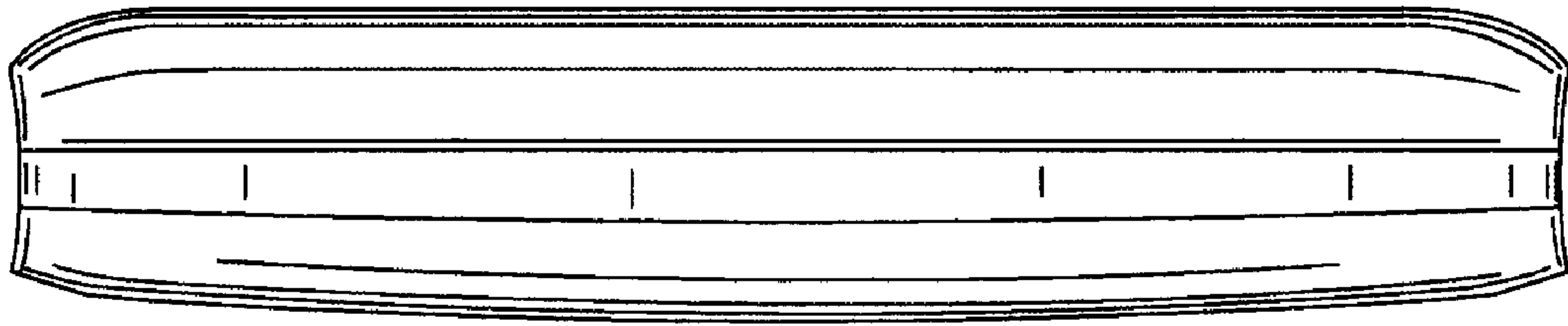


Fig. 6




Fig. 7