



US00D472873S

(12) **United States Design Patent**  
**Douce**

(10) **Patent No.:** **US D472,873 S**

(45) **Date of Patent:** **\*\* Apr. 8, 2003**

(54) **TREAD OF A TIRE**

D451,868 S \* 12/2001 Graas et al. .... D12/560  
D464,312 S \* 10/2002 Douce ..... D12/560

(75) Inventor: **Emmanuelle Douce**, Ohta (JP)

**OTHER PUBLICATIONS**

(73) Assignee: **Michelin Recherche et Technique S.A.**, Granges-Paccot (CH)

Co-Op Pacemark Super GT Tire, 2001 Tread Design Guide, Jan. 2001, p. 22. 1/4.\*

(\*\*) Term: **14 Years**

Falken HS-435 Tire, 2001 Tread Design Guide, Jan. 2001, p. 31. 1/3.\*

(21) Appl. No.: **29/158,817**

Goodyear Eagle Ultra Grip GW2 Tire, 2001 Tread Design Guide, Jan. 2001, p. 35. 4/1.\*

(22) Filed: **Apr. 10, 2002**

Hallmark Ultra HPR Radial G/T Tire, 2001 Tread Design Guide, Jan. 2001, p. 37. 3/5.\*

(30) **Foreign Application Priority Data**

Marshal Power Grip 749 Tire, 2001 Tread Design Guide, Jan. 2001, p. 45. 3/2.\*

Oct. 11, 2001 (FR) ..... 01 6076

Nokian Hakkapelitta 1 Tire, 2001 Tread Design Guide, Jan. 2001, p. 55. 3/1.\*

(51) **LOC (7) Cl.** ..... **12-15**

Yokohama Guardex F340 Tire, 2001 Tread Design Guide, Jan. 2001, p. 73. 4/5.\*

(52) **U.S. Cl.** ..... **D12/560; D12/605**

U.S. Provisional patent application Ser. No. 29/160,131 filed May 6, 2002 by Emmanuelle Douce.

(58) **Field of Search** ..... D12/544, 545, D12/547, 549, 550, 551, 552, 553, 555, 556, 558, 559, 560, 564, 566, 580, 585, 586, 596, 600, 602; 152/209.1, 209.9, 209.11, 209.12, 209.13, 209.26, 209.28

\* cited by examiner

(56) **References Cited**

*Primary Examiner*—Robert M. Spear  
(74) *Attorney, Agent, or Firm*—Baker Botts L.L.P.

**U.S. PATENT DOCUMENTS**

(57) **CLAIM**

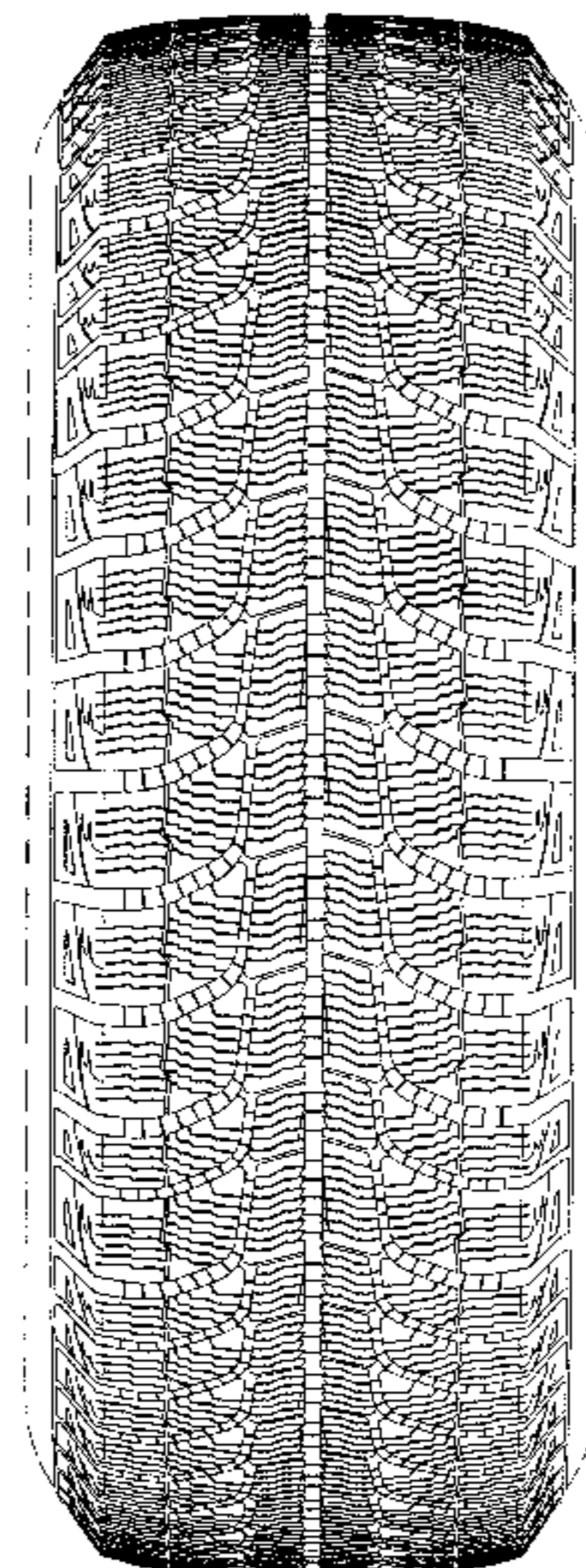
- D316,387 S 4/1991 Eromaki
- D320,180 S 9/1991 Diensthuber
- D322,237 S 12/1991 Nakatani
- D328,583 S 8/1992 Graas et al.
- D335,643 S 5/1993 Hino
- D350,100 S 8/1994 van Tuyl
- D351,368 S 10/1994 Graas et al.
- D355,876 S 2/1995 Diensthuber
- D369,995 S 5/1996 Graas et al.
- D379,787 S 6/1997 Maxwell et al.
- D387,714 S 12/1997 Heinen
- D429,194 S \* 8/2000 Heinen et al. .... D12/566
- D441,328 S \* 5/2001 Heinen et al. .... D12/558
- D448,721 S \* 10/2001 Ochi ..... D12/564
- D450,652 S \* 11/2001 Shimizu et al. .... D12/549
- D451,068 S \* 11/2001 Heinen et al. .... D12/547
- D451,439 S \* 12/2001 Hashimoto ..... D12/555

The ornamental design for a tread of a tire, as shown and described.

**DESCRIPTION**

FIG. 1 is a perspective view of a tread of a tire of the present invention, it being understood that the pattern is repeated uniformly throughout the circumference of the tread; FIG. 2 is a front elevational view thereof; FIG. 3 is a left side elevational view thereof; and, FIG. 4 is a right side elevational view thereof. The broken lines shown in the drawings are for illustrative purposes only and form no part of the claimed design.

**1 Claim, 4 Drawing Sheets**



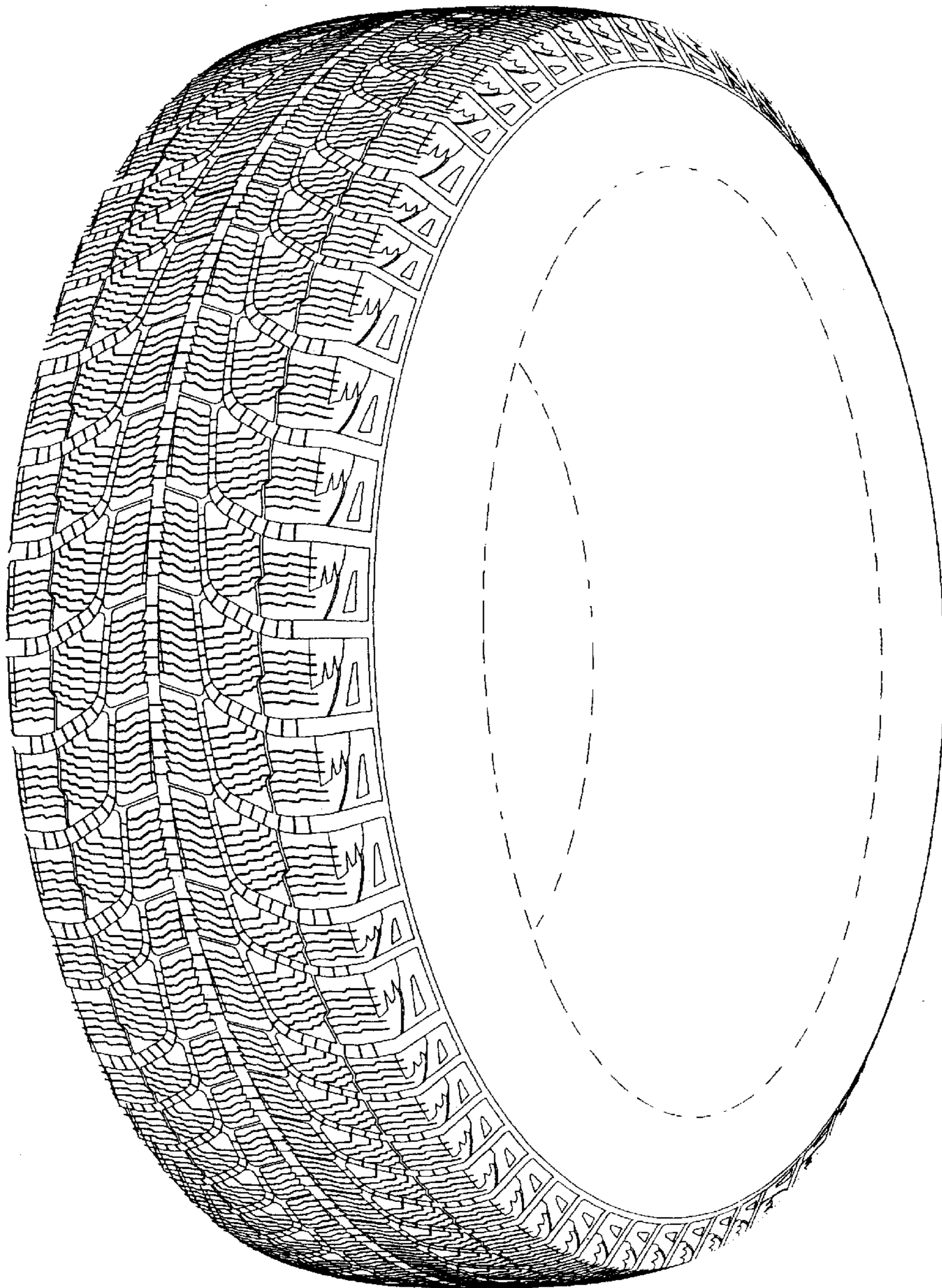


Fig. 1

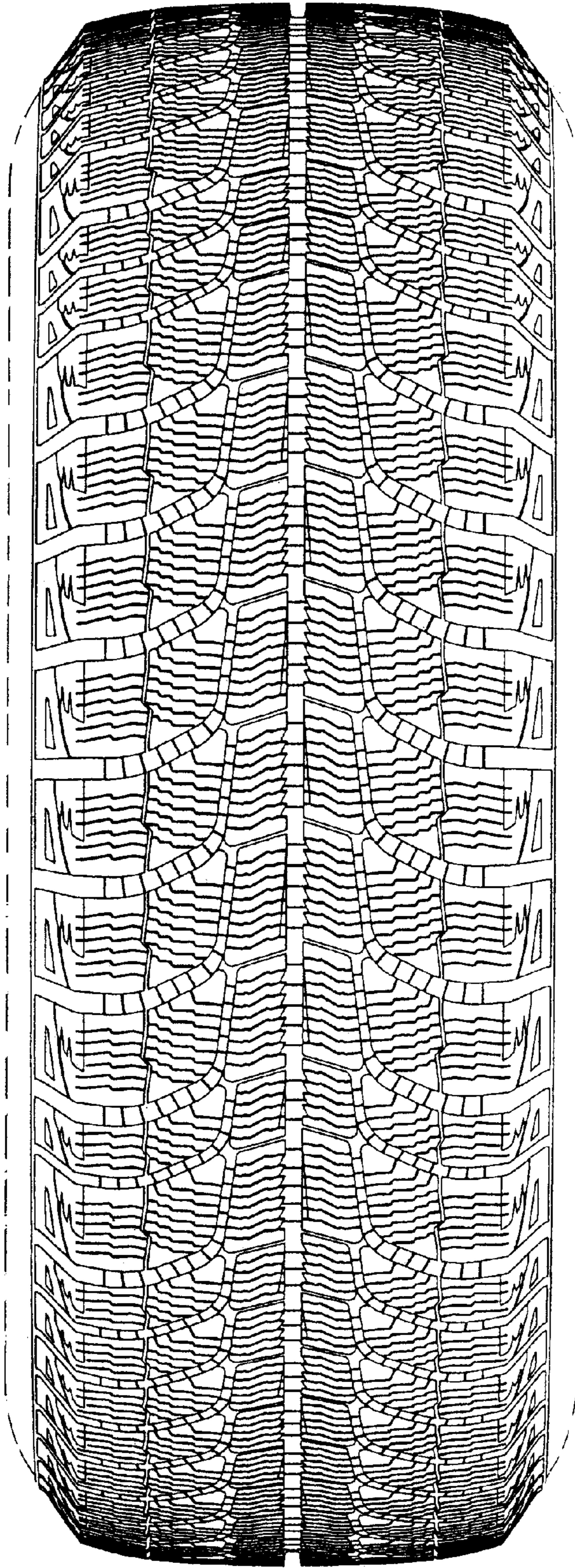


Fig. 2

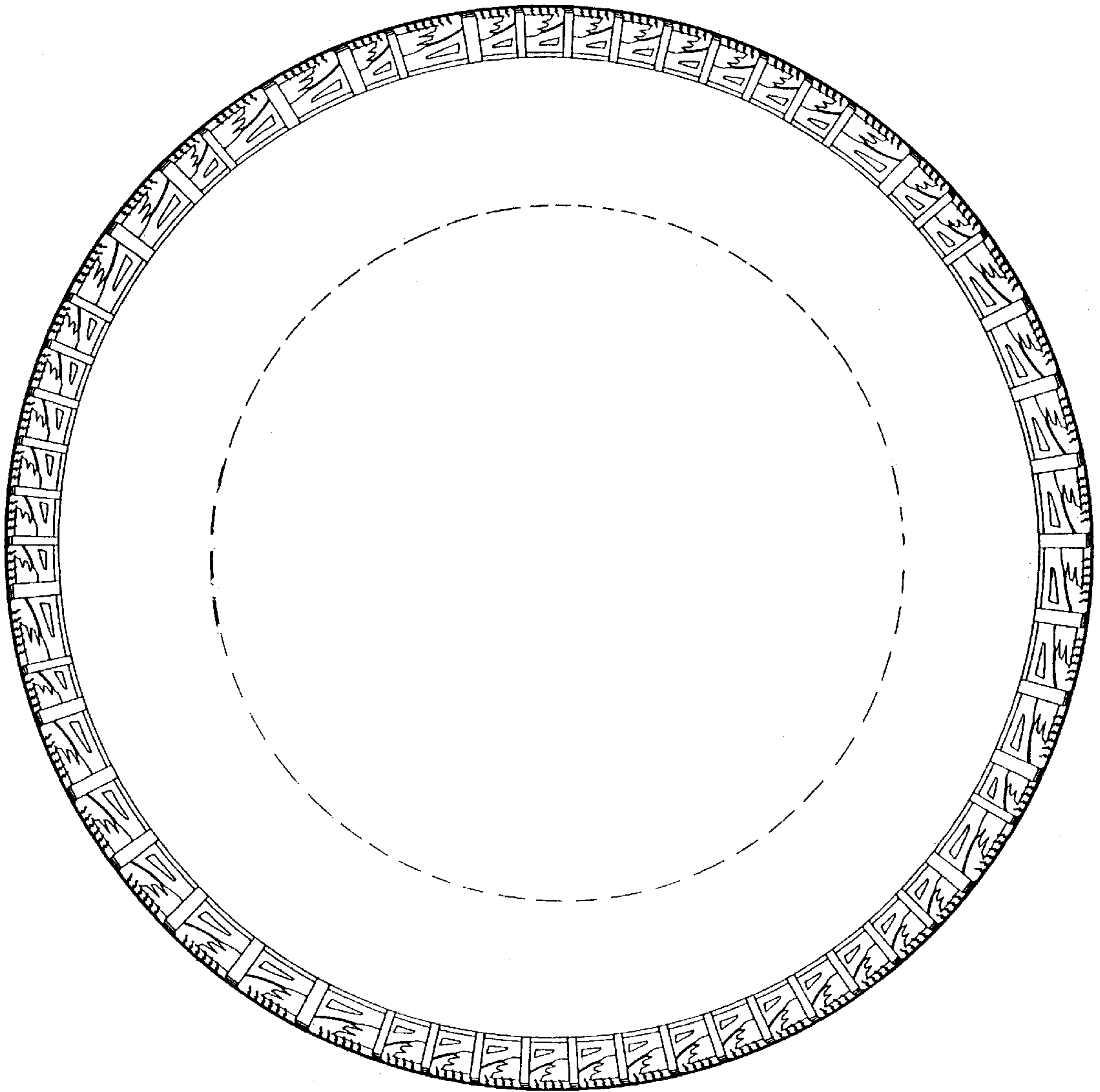


Fig. 3

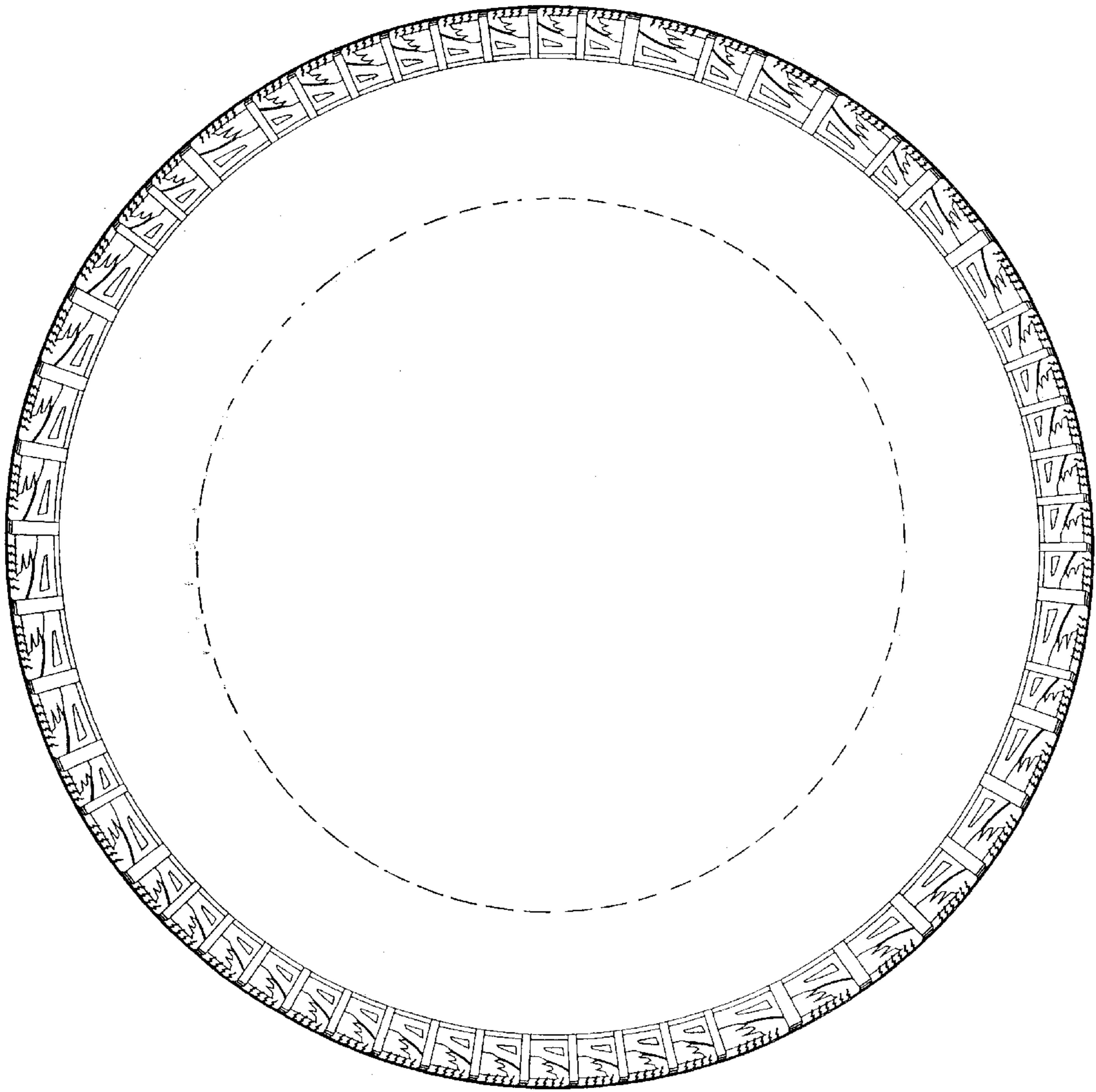


Fig. 4