



US00D472867S

(12) **United States Design Patent**  
**Smartt**

(10) **Patent No.:** **US D472,867 S**

(45) **Date of Patent:** **\*\* Apr. 8, 2003**

(54) **WHEEL FIXING DEVICE**

(76) **Inventor:** **William Mark Smartt**, 125 Pin Oak  
La., Mooresville, NC (US) 28117

(\*\*) **Term:** **14 Years**

(21) **Appl. No.:** **29/107,950**

(22) **Filed:** **Jul. 15, 1999**

(51) **LOC (7) Cl.** ..... **12-16**

(52) **U.S. Cl.** ..... **D12/213**

(58) **Field of Search** ..... D12/204, 207,  
D12/213; D8/499, 397; 411/87, 955, 992,  
431; 301/37.1, 37.31, 37.32, 37.42; 70/229-232

(56) **References Cited**

**U.S. PATENT DOCUMENTS**

1,229,783	A	*	6/1917	Pogue	.....	411/87
2,620,008	A	*	12/1952	Mallard	.....	411/87
3,648,749	A		3/1972	Warren	.....	151/33
5,163,797	A	*	11/1992	Patti	.....	411/431
5,810,532	A		9/1998	Huang	.....	411/431
5,857,818	A		1/1999	Bias et al.	.....	411/431
D439,213	S	*	3/2001	Huang	.....	D12/213

**FOREIGN PATENT DOCUMENTS**

GB 2 229 241 A 9/1990 ..... F16B/19/10

**OTHER PUBLICATIONS**

RealWheels, Product Catalog 866/897: Brochure, 3 pages  
(no date).

Alcoa Specification Data, Aluminum Company of America,  
Cleveland Ohio: Brochure, Nov. 1998; 6 pages.

Safe Wheel, Safe Wheel AB, Gunnarsbyn Sweden; Bro-  
chure: 1 page (no date).

\* cited by examiner

*Primary Examiner*—Stacia Cadmus

(74) *Attorney, Agent, or Firm*—Dougherty, Clements &  
Hofer

(57) **CLAIM**

The ornamental design for a wheel fixing device, as shown  
and described.

**DESCRIPTION**

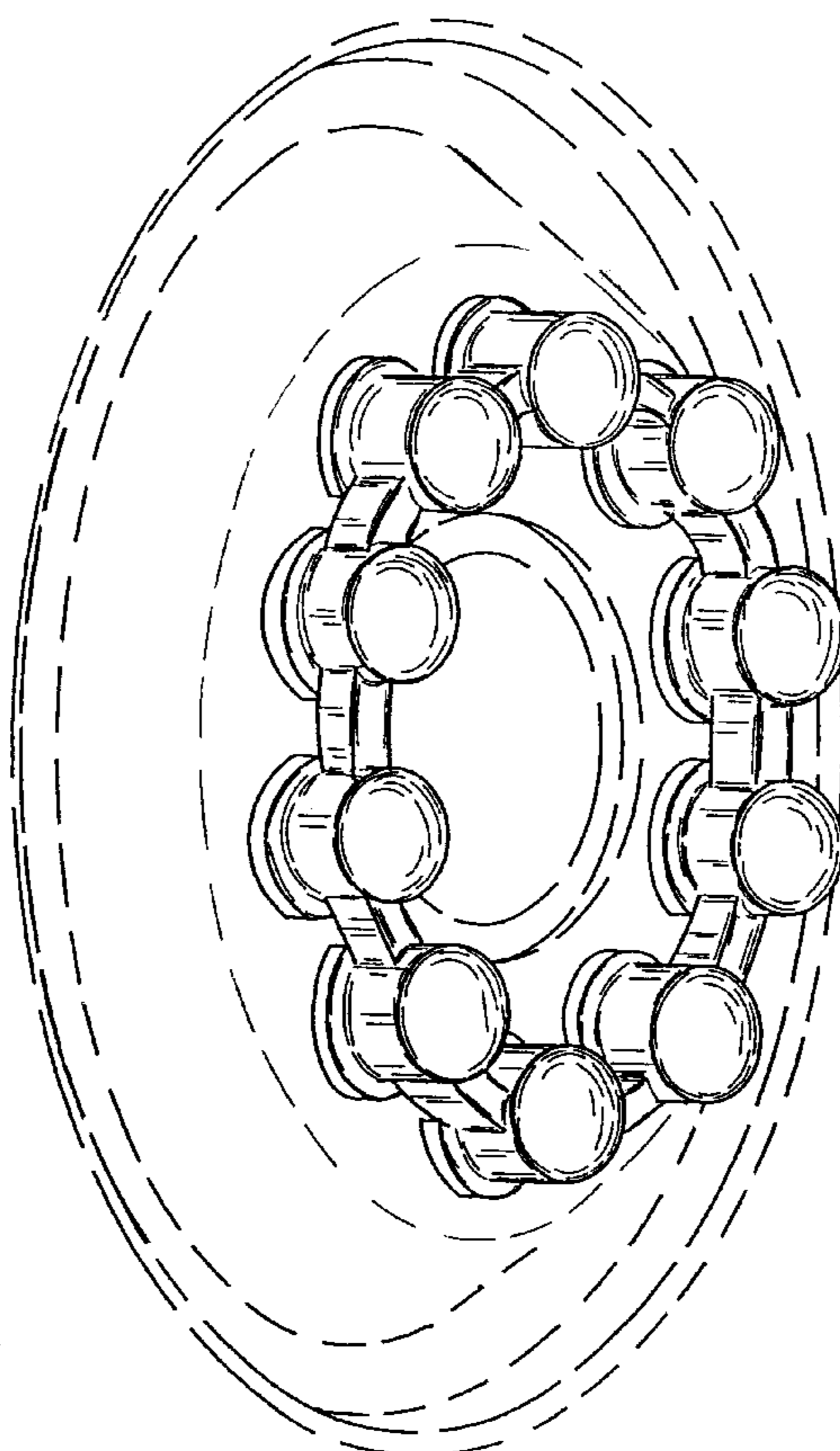
FIG. 1 is a perspective view of a wheel fixing device,  
showing my new design;

FIG. 2 is a plan view thereof; and,

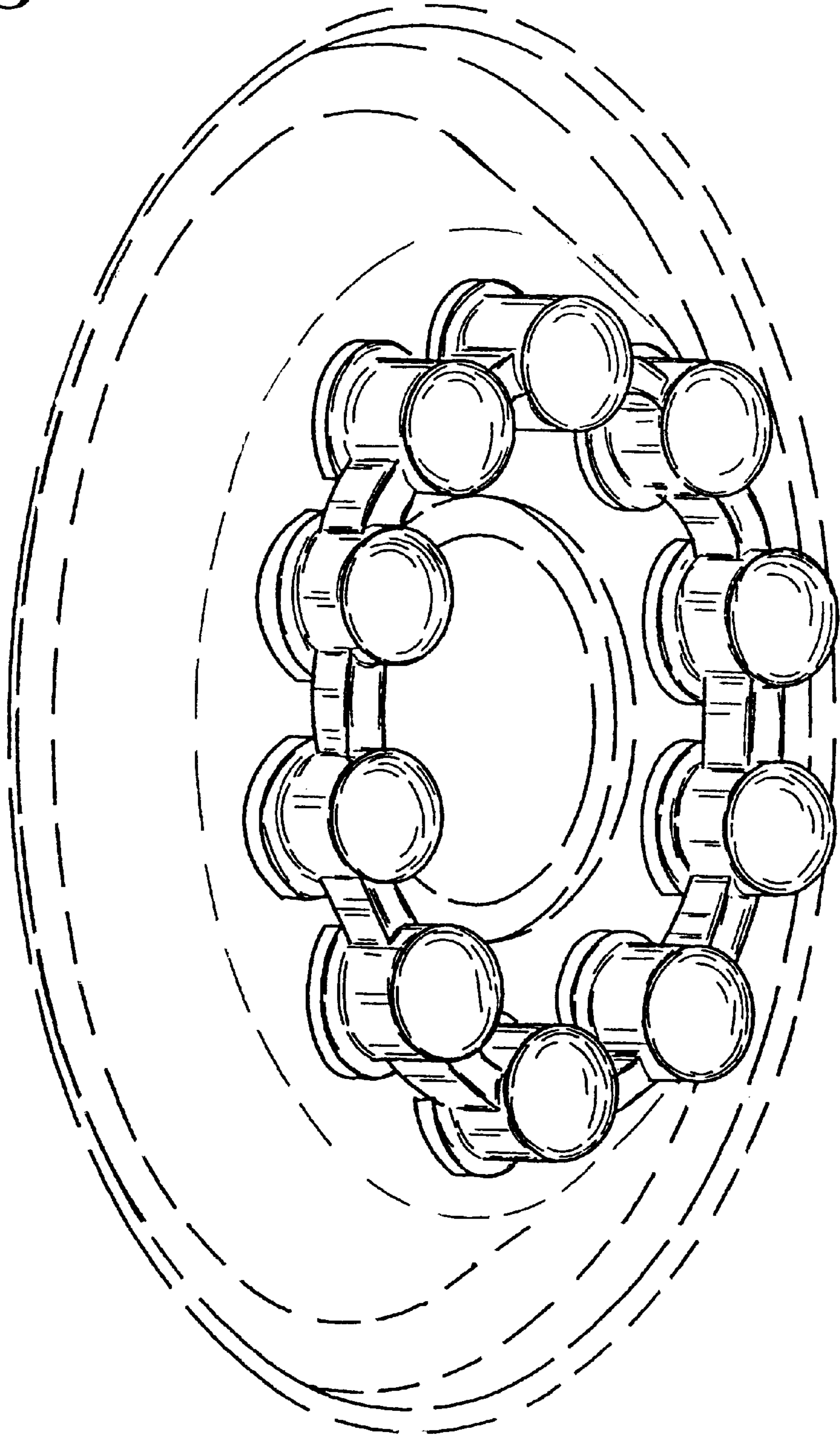
FIG. 3 is a front elevational view thereof, the rear elevational  
view being a mirror image thereof.

A vehicle wheel on which the invented device is mounted is  
shown in dashed lines, which forms no part of the invented  
design.

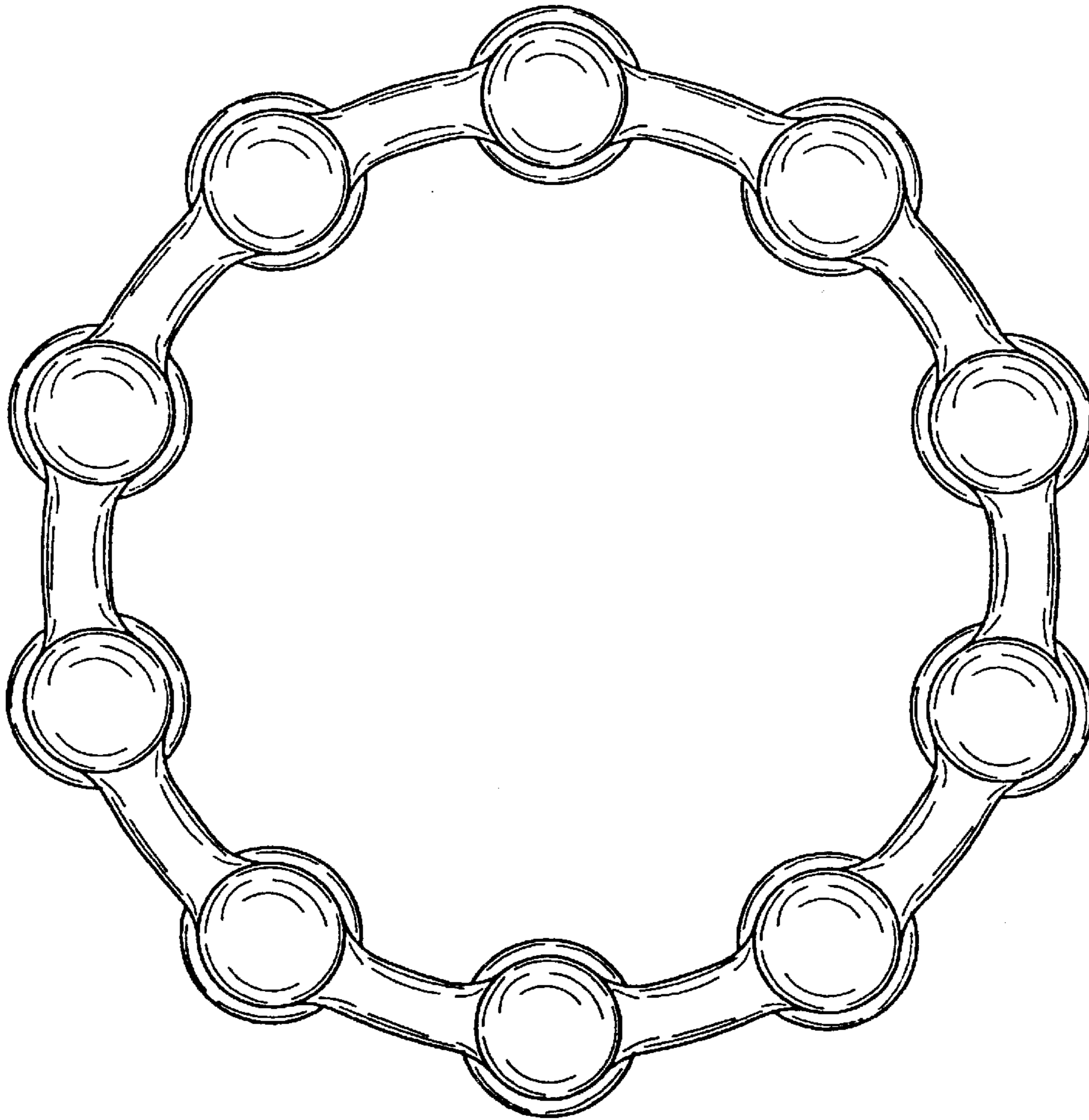
**1 Claim, 2 Drawing Sheets**



*Fig. 1*



*Fig. 2*



*Fig. 3*

