



US00D472842S

(12) **United States Design Patent**
Coin

(10) **Patent No.:** **US D472,842 S**

(45) **Date of Patent:** **** Apr. 8, 2003**

(54) **RING**

(75) Inventor: **Roberto Coin, Vicenza (IT)**

(73) Assignee: **Roberto Coin S.p.A., Viale Trieste (IT)**

(**) Term: **14 Years**

(21) Appl. No.: **29/157,654**

(22) Filed: **Mar. 22, 2002**

Related U.S. Application Data

(62) Division of application No. 29/148,446, filed on Sep. 20, 2001.

(51) **LOC (7) Cl.** **11-01**

(52) **U.S. Cl.** **D11/26**

(58) **Field of Search** D11/26-39, 1,
D11/3-4; 63/15, 15.1, 15.2, 15.3, 15.4,
15.45, 15.5, 15.6, 15.65, 15.7, 15.8, 26-29,
3

(56) **References Cited**

U.S. PATENT DOCUMENTS

- D93,402 S * 9/1934 Johnson D11/38
- D155,167 S * 9/1949 Kerchner D11/34
- D180,170 S 4/1957 Augenstein D11/26

- D199,537 S * 11/1964 Skiar D11/39
- D228,408 S * 9/1973 Mechanic D11/34
- D230,625 S * 3/1974 Mechanic D11/26
- D400,118 S * 10/1998 Itzkowitz D11/4
- D422,527 S * 4/2000 Pasquetti D11/26
- D437,799 S * 2/2001 Baumer D11/26

OTHER PUBLICATIONS

Jeweler's Circular Keystone; Dec. 1971; p. 27; Ring jacket; D11-27.*

* cited by examiner

Primary Examiner—Cathy Anne MacCormac

(74) *Attorney, Agent, or Firm*—Ladas & Parry


(57) **CLAIM**

The design for a ring, as shown and described.

DESCRIPTION

FIG. 1 is a perspective view of my design for a ring;
FIG. 2 is a left side lateral view thereof;
FIG. 3 is a right side lateral view thereof;
FIG. 4 is a front lateral view thereof;
FIG. 5 is a rear lateral view thereof; and,
FIG. 6 is a top plan view thereof, the bottom plan view
thereof being a mirror image of the top plan view.

1 Claim, 6 Drawing Sheets






Fig. 1




Fig. 2




Fig. 3




Fig. 4




Fig. 5




Fig. 6