



US00D472841S

(12) **United States Design Patent**  
**Avril**

(10) **Patent No.:** **US D472,841 S**

(45) **Date of Patent:** **\*\* Apr. 8, 2003**

(54) **PORTION OF A BRACELET**

(75) **Inventor:** **Gail Avril**, Long Island City, NY (US)

(73) **Assignee:** **L.I.D. Ltd.**, New York, NY (US)

(\*\*) **Term:** **14 Years**

(21) **Appl. No.:** **29/137,315**

(22) **Filed:** **Feb. 16, 2001**

(51) **LOC (7) Cl.** ..... **11-01**

(52) **U.S. Cl.** ..... **D11/6; D11/91**

(58) **Field of Search** ..... **D11/1-25, 91-93;**  
**63/3, 4, 9, 21, 38; D10/32; 59/80**

(56) **References Cited**

**U.S. PATENT DOCUMENTS**

1,173,427	A	*	2/1916	Hayman	.....	59/80
1,276,607	A	*	8/1918	Anderson	.....	59/80
1,626,139	A	*	4/1927	Kraysler	.....	59/80
1,843,555	A	*	2/1932	Goldblatt	.....	59/80

D386,999 S \* 12/1997 Kothari ..... D11/4

D407,035 S \* 3/1999 Ambar ..... D11/6

6,212,869 B1 \* 4/2001 Sadowsky ..... 59/80

D456,296 S \* 4/2002 Ambar ..... D11/4

D459,678 S \* 7/2002 Steinberg ..... D11/91

\* cited by examiner

*Primary Examiner*—Ralf Seifert

(74) *Attorney, Agent, or Firm*—Gottlieb, Rackman & Reisman, P.C.

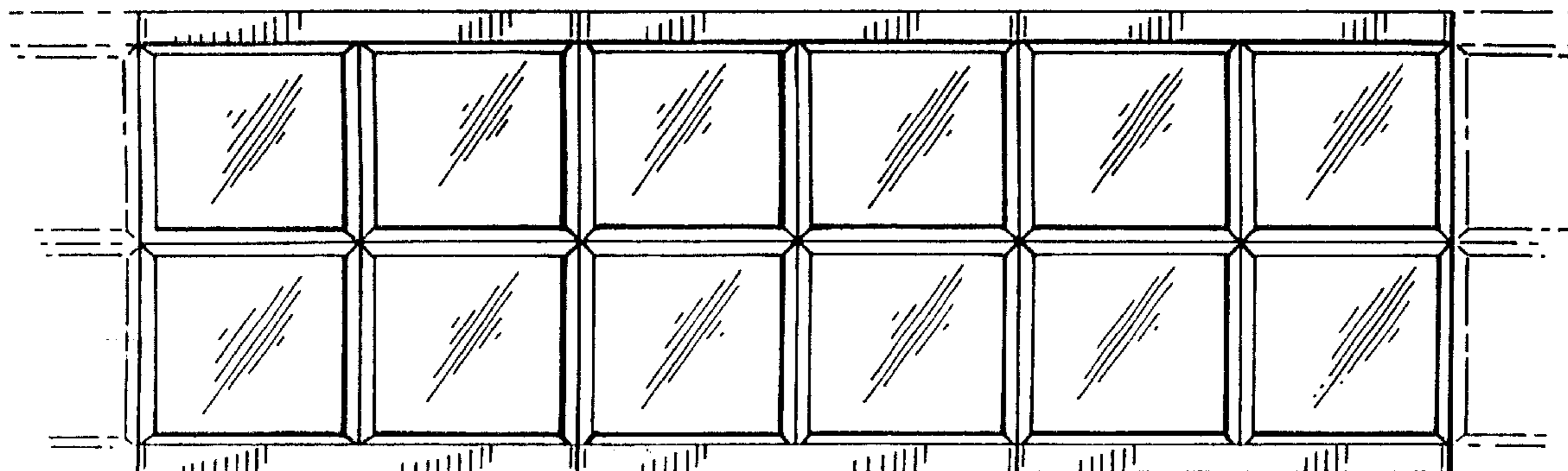
(57) **CLAIM**

The ornamental a portion of a bracelet, as shown and described.

**DESCRIPTION**

FIG. 1 is a top plan view thereof;  
FIG. 2 is a side elevational view thereof; and,  
FIG. 3 is a front elevational view thereof.  
It being understood that the broken lines are for illustrative purposes only.

**1 Claim, 1 Drawing Sheet**






FIG. 1

FIG. 3


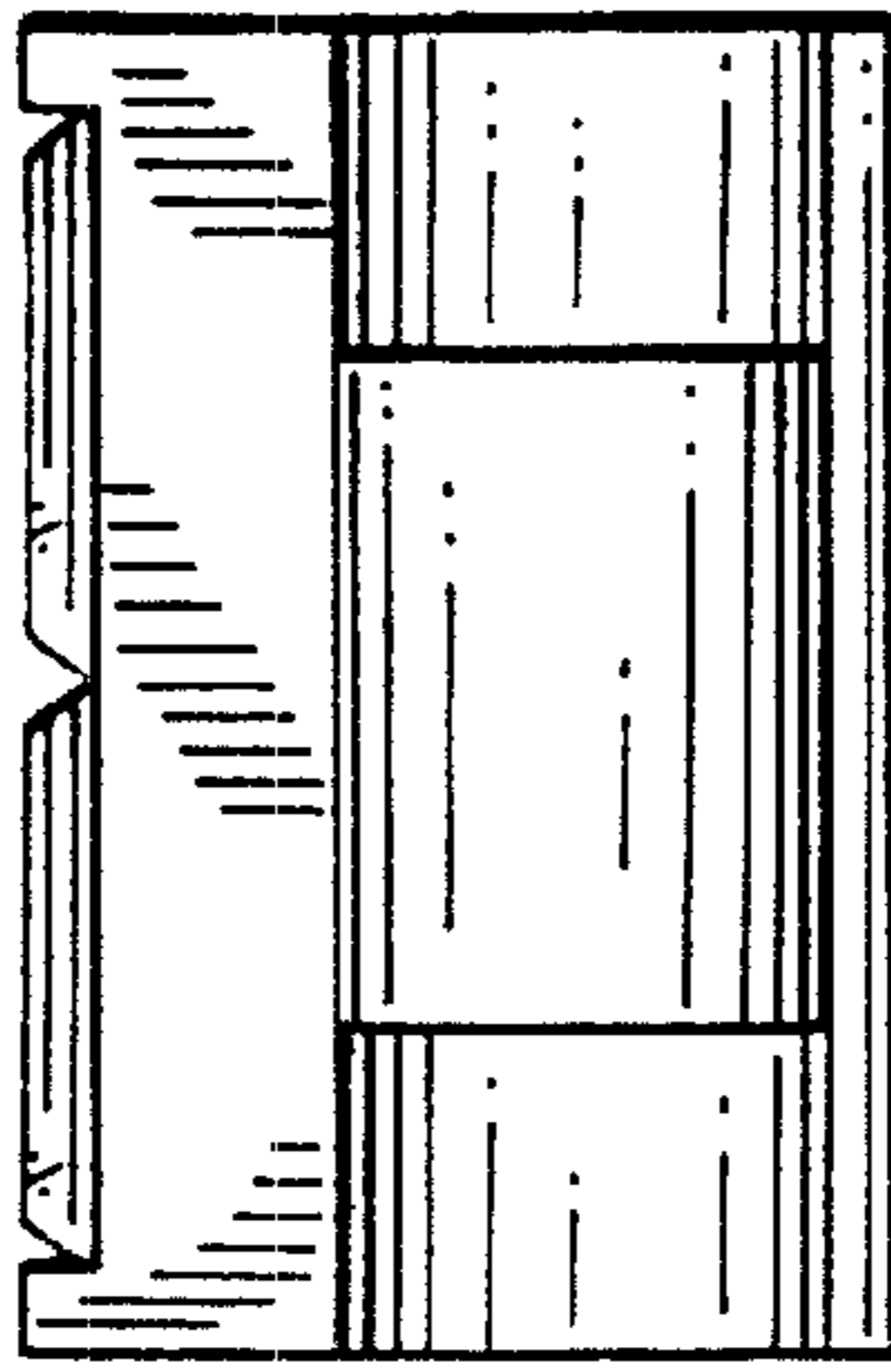


FIG. 2