



US00D472838S

(12) **United States Design Patent**  
**Ziller**

(10) **Patent No.:** **US D472,838 S**

(45) **Date of Patent:** **\*\* Apr. 8, 2003**

(54) **BODY PIERCING**

(76) **Inventor:** **Ted Ziller**, 6346 Montgomery Rd., San Antonio, TX (US) 78239

(\*\*) **Term:** **14 Years**

(21) **Appl. No.:** **29/152,336**

(22) **Filed:** **Dec. 18, 2001**

(51) **LOC (7) Cl.** ..... **11-01**

(52) **U.S. Cl.** ..... **D11/1; D11/40**

(58) **Field of Search** ..... **D11/1, 2, 7, 11, D11/14, 40-44, 47-49, 53, 55, 62-63, 65-70, 72-73, 75-77, 79-88, 95-97, 99-100, 103, 108, 110, 112, 115; 70/458; D3/211, 207; 63/1.11, 1.14, 12, 13, 14.1, 18-20, 23**

(56) **References Cited**

**U.S. PATENT DOCUMENTS**

- 1,522,607 A \* 1/1925 Anderson ..... D3/207
- D206,346 S \* 11/1966 Steinman ..... D11/75
- D339,310 S \* 9/1993 Azrielant ..... D11/40

- D370,865 S \* 6/1996 Brisk ..... D11/40
- D385,211 S \* 10/1997 Brisk ..... D11/40
- D420,304 S \* 2/2000 Porcell ..... D11/40

\* cited by examiner

*Primary Examiner*—Ralf Seifert

(74) *Attorney, Agent, or Firm*—Wayne J. Colton, Inc.

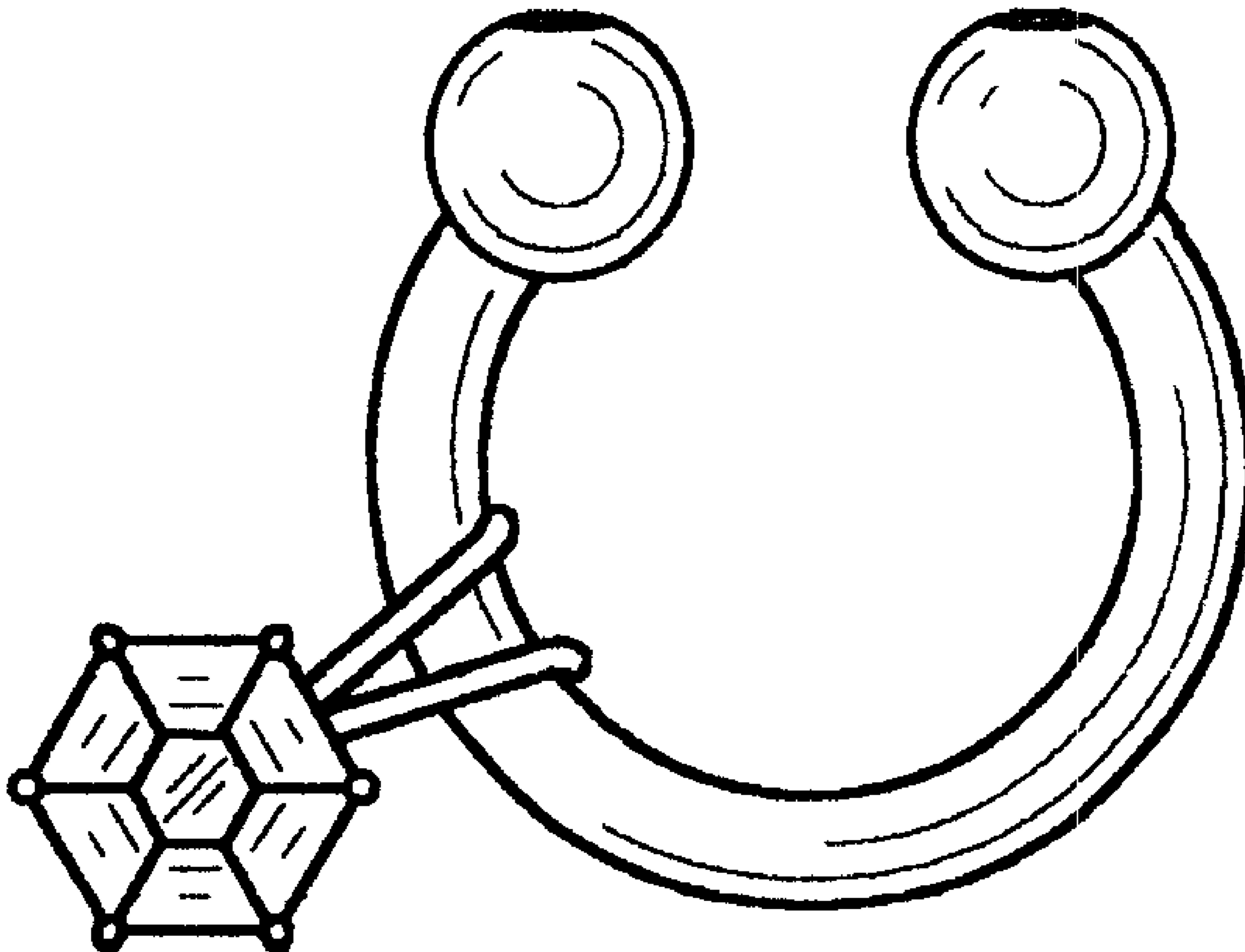
(57) **CLAIM**

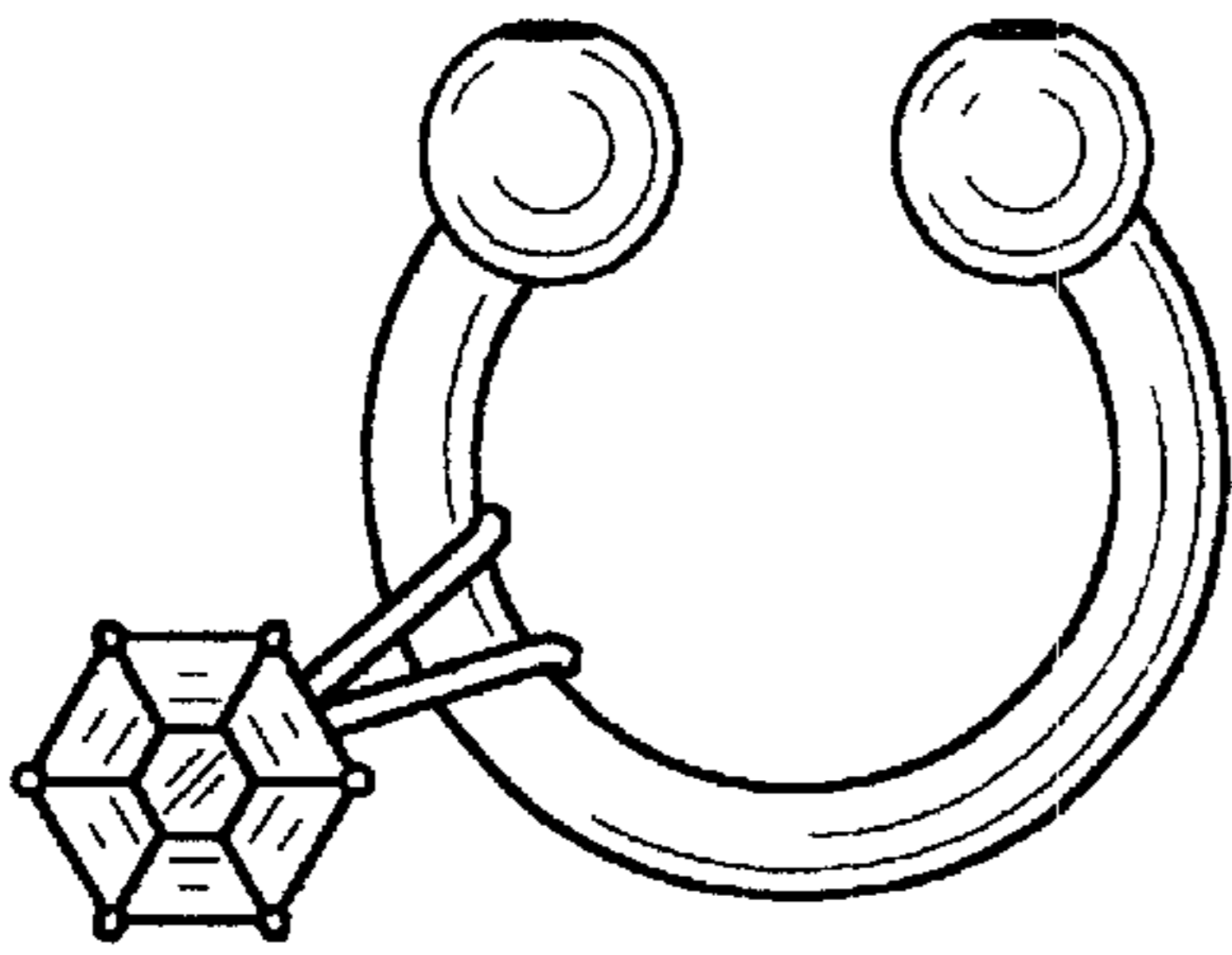
The ornamental design for a body piercing, as shown and described.

**DESCRIPTION**

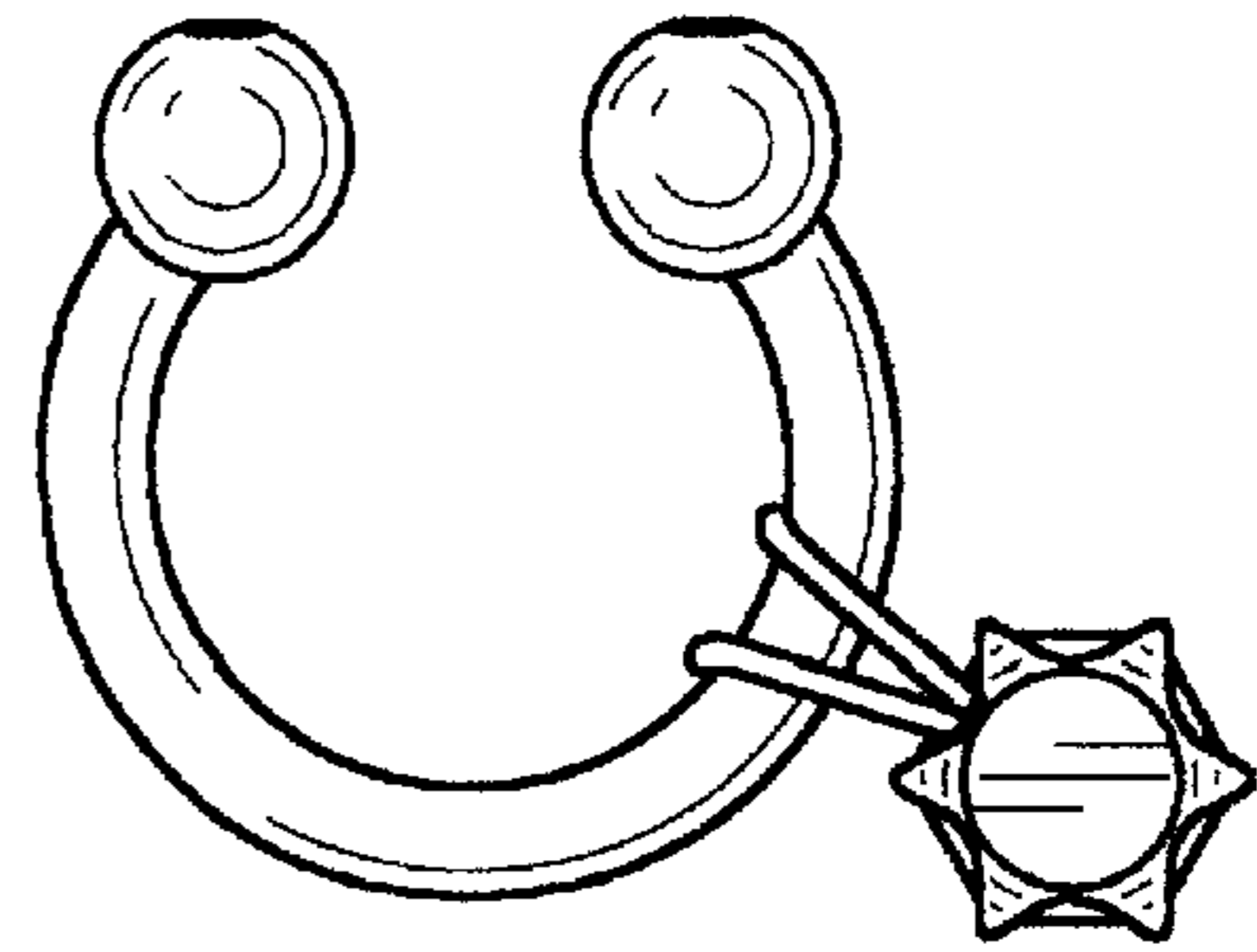
FIG. 1 is a top plan view of a body piercing, showing my new design;  
 FIG. 2 is a bottom plan view thereof;  
 FIG. 3 is a front elevational view thereof;  
 FIG. 4 is a back elevational view thereof;  
 FIG. 5 is a left side elevational view thereof;  
 FIG. 6 is a right side elevational view thereof; and,  
 FIG. 7 is an enlarged perspective view thereof.

**1 Claim, 1 Drawing Sheet**






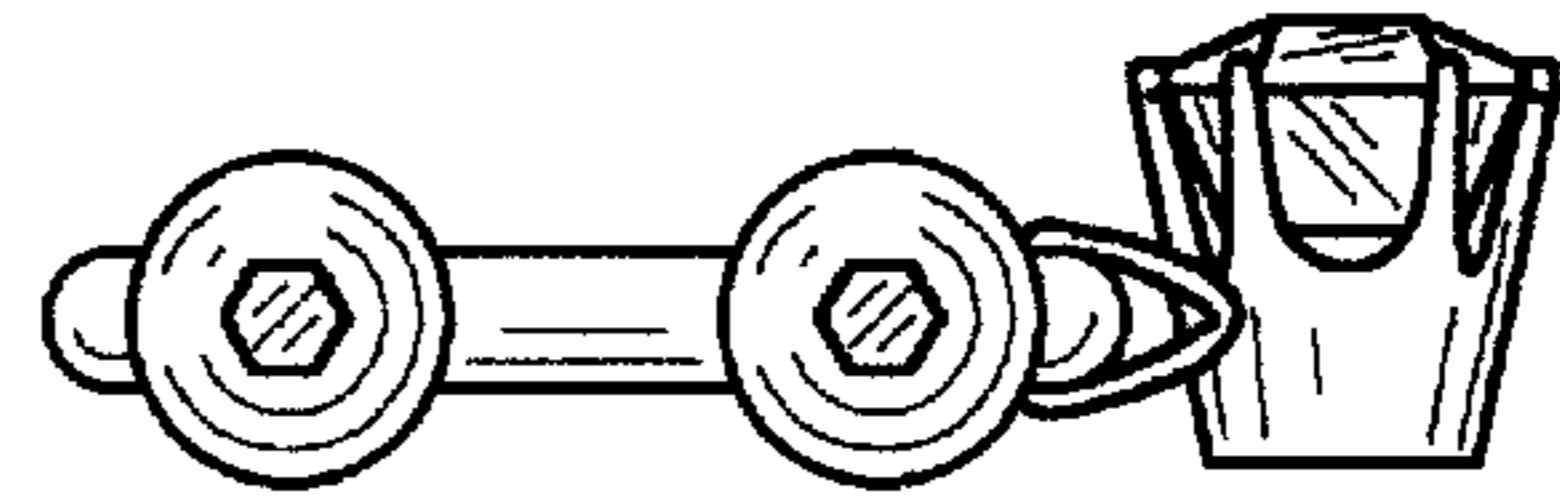
*Fig. 1*



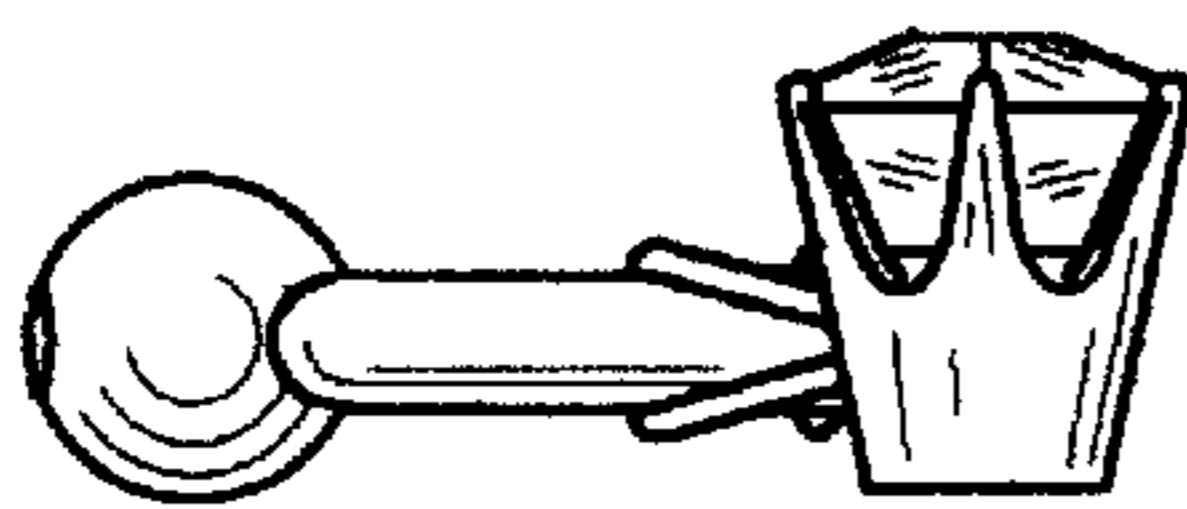
*Fig. 2*




*Fig. 3*



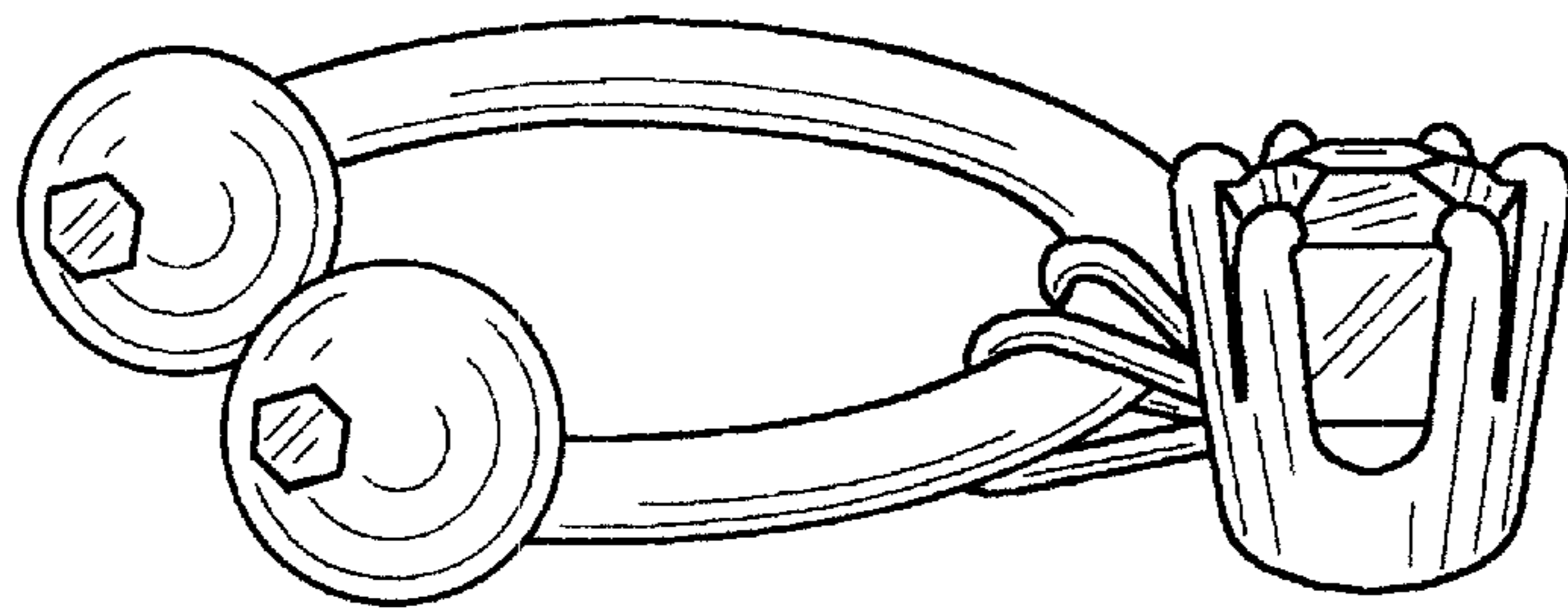
*Fig. 4*



*Fig. 5*



*Fig. 6*



*Fig. 7*