



US00D472790S

(12) **United States Design Patent**  
**Lai**

(10) **Patent No.:** **US D472,790 S**

(45) **Date of Patent:** **\*\* Apr. 8, 2003**

(54) **COMBINATION PADLOCK AND HOUSING THEREFOR**

D437,204 S \* 2/2001 Kajuch et al. .... D8/334  
D451,002 S \* 11/2001 Lai ..... D8/334  
D453,467 S \* 2/2002 Nakamura ..... D8/334

(75) Inventor: **Eric Lai, Sheung Shui (HK)**

\* cited by examiner

(73) Assignee: **The Sun Lock Co., Ltd., Hong Kong (HK)**

*Primary Examiner*—Brian N. Vinson  
(74) *Attorney, Agent, or Firm*—Melvin I. Stoltz

(\*\*) Term: **14 Years**

(57) **CLAIM**

(21) Appl. No.: **29/157,710**

The ornamental design for a combination padlock and housing therefor, as shown and described.

(22) Filed: **Mar. 21, 2002**

**DESCRIPTION**

(51) **LOC (7) Cl.** ..... **08-07**

(52) **U.S. Cl.** ..... **D8/334**

(58) **Field of Search** ..... D8/333, 343; 70/20-22,  
70/24-29, 35, 41-44, 52

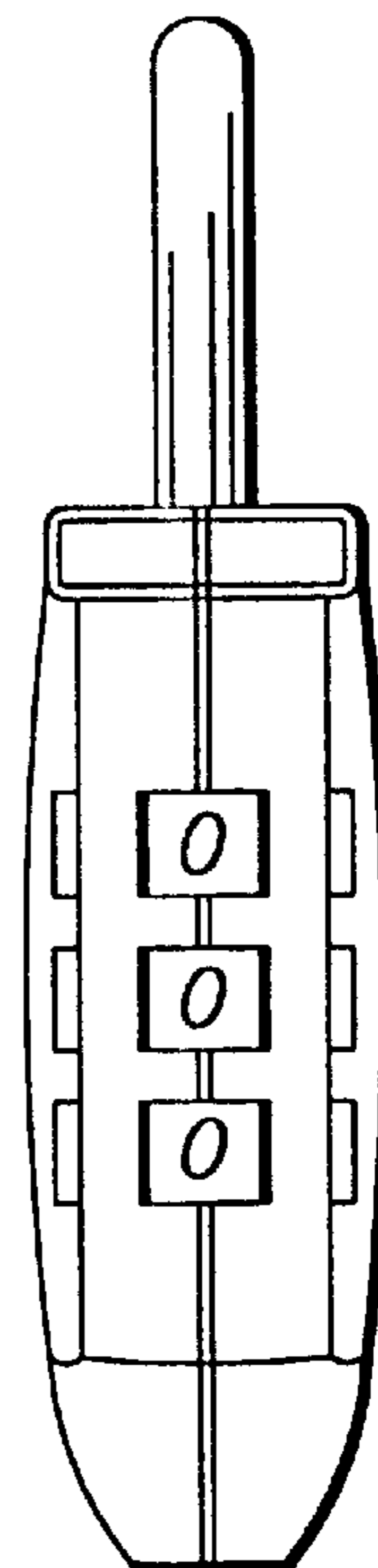
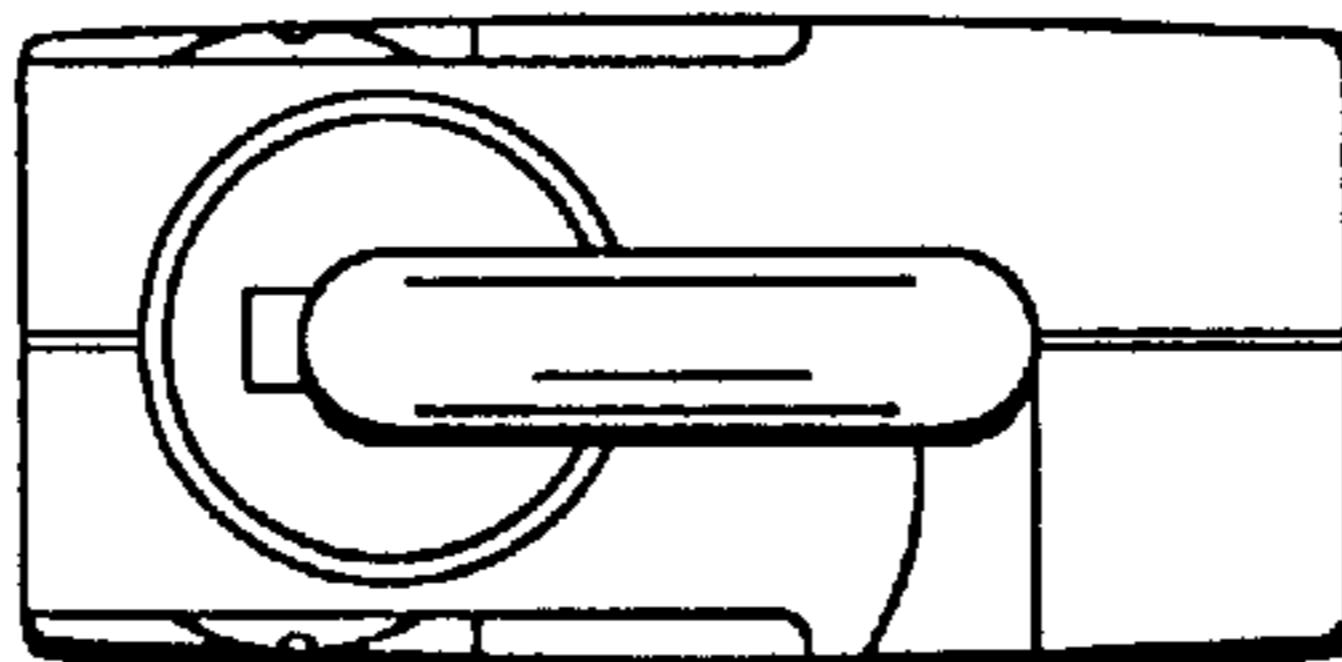

FIG. 1 is a front view of the combination padlock and housing therefor showing my new design;  
FIG. 2 is a rear view thereof;  
FIG. 3 is top plan view thereof;  
FIG. 4 is a bottom plan view thereof;  
FIG. 5 is a side elevational view thereof, looking from the left side of FIG. 1; and,  
FIG. 6 is a side elevational view thereof, looking from the right side of FIG. 1.

(56) **References Cited**

**U.S. PATENT DOCUMENTS**

4,444,029 A \* 4/1984 Remington ..... 70/25  
D294,453 S \* 3/1988 Ling ..... D8/334  
D372,187 S \* 7/1996 Ling ..... D8/334  
D434,635 S \* 12/2000 Ruan ..... D8/334

**1 Claim, 2 Drawing Sheets**






FIG. 1




FIG. 2

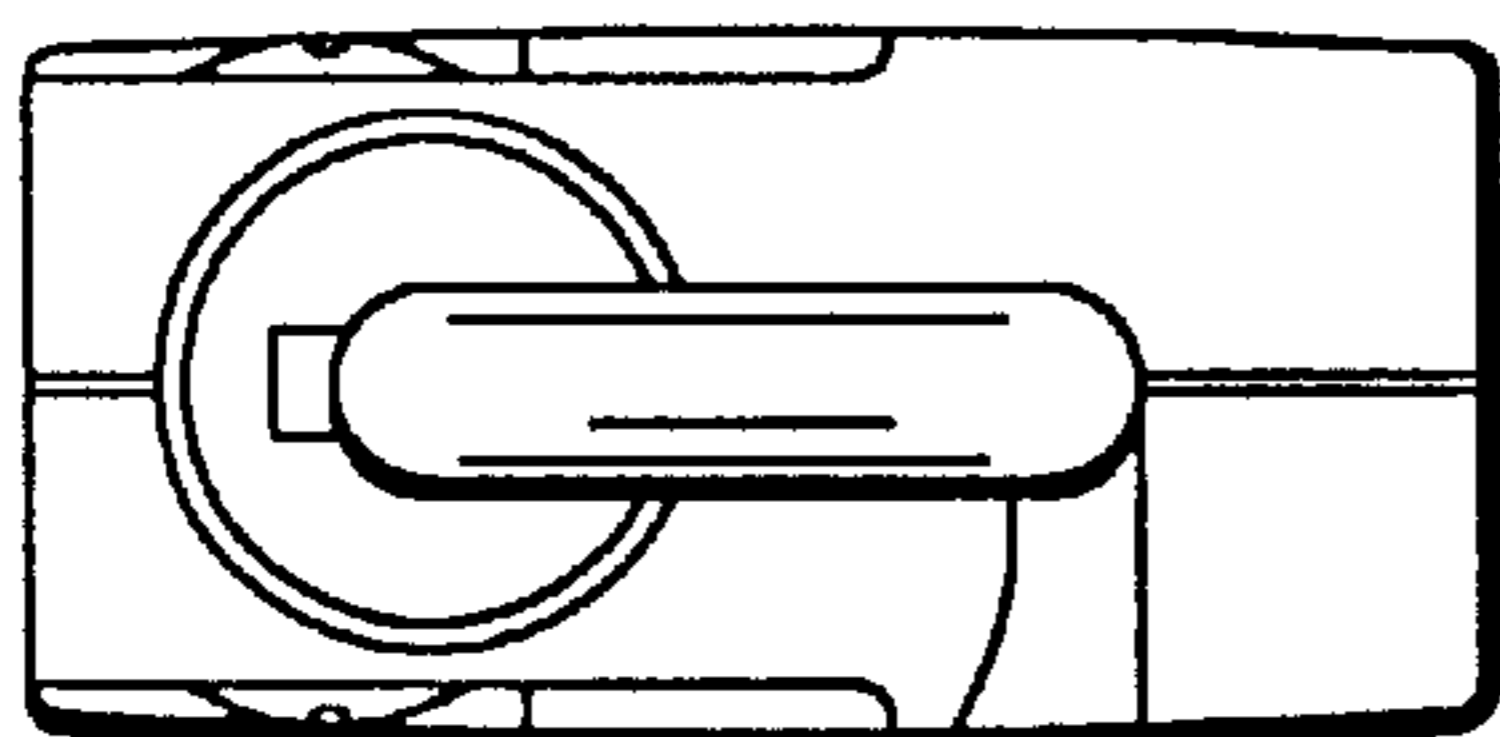


FIG. 3

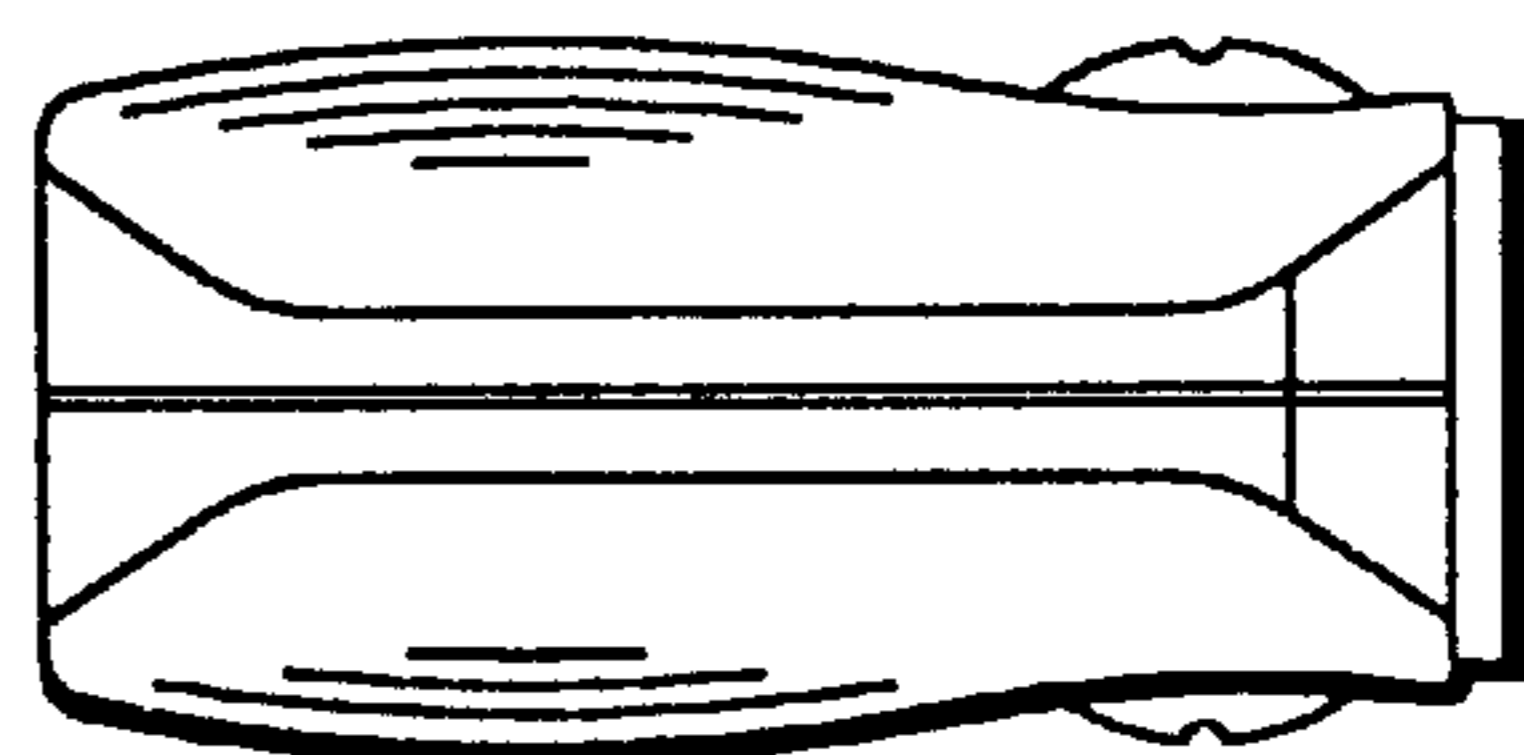
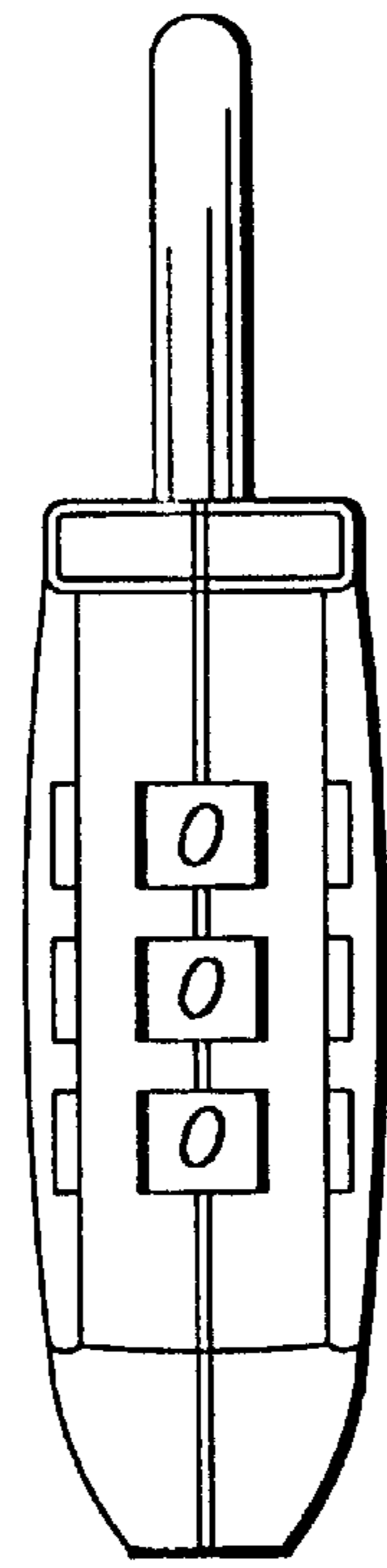
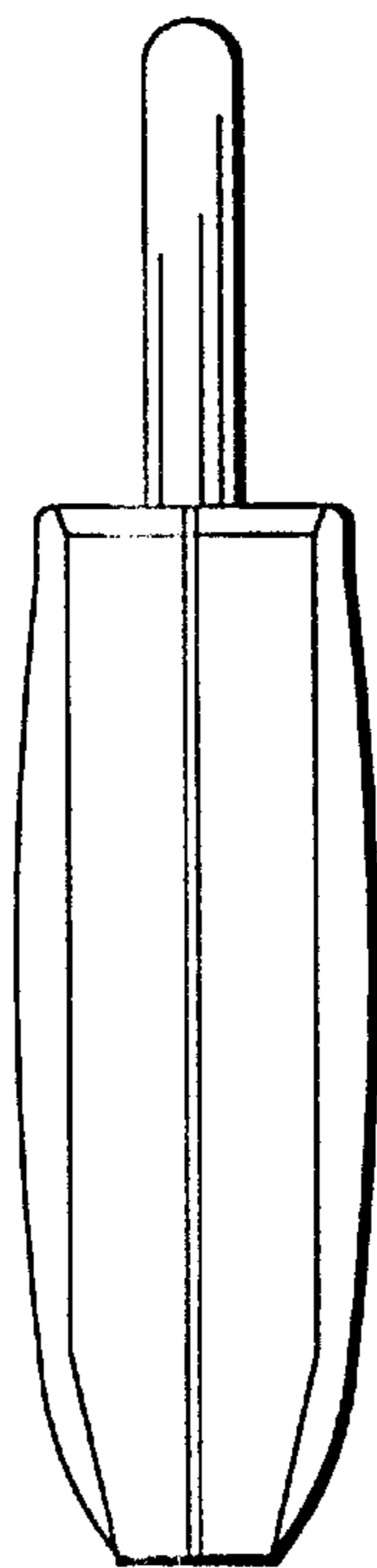


FIG. 4



*FIG. 5*



*FIG. 6*