



US00D472783S

(12) **United States Design Patent**  
**Gaudron**

(10) **Patent No.:** **US D472,783 S**

(45) **Date of Patent:** **\*\* \*Apr. 8, 2003**

(54) **NAIL HOLDER AND NAIL HOLDER STRIP FOR USE WITH NAIL DRIVING TOOLS**

(75) **Inventor:** **Paul Gaudron, Stamford, CT (US)**

(73) **Assignee:** **Powers Fasteners, Inc., New Rochelle, NY (US)**

(\*) **Notice:** This patent is subject to a terminal disclaimer.

(\*\*) **Term:** **14 Years**

(21) **Appl. No.:** **29/128,272**

(22) **Filed:** **Aug. 21, 2000**

(51) **LOC (7) Cl.** ..... **08-08**

(52) **U.S. Cl.** ..... **D8/70**

(58) **Field of Search** ..... D8/70, 14, 16, D8/19, 61-69, 71, 73, 80, 47, 499, 390, 389, 396; 81/44, 177.3, 487; 102/530, 531; 89/35.01; 206/340, 341, 347, 348; 227/176.1, 177.1, 178.1, 179.1, 180.1, 121-136; 411/441, 442, 443

(56) **References Cited**

**U.S. PATENT DOCUMENTS**

D210,242 S	*	2/1968	Gallee et al.	.....	D8/16
D225,272 S	*	11/1972	Wheeler	.....	D8/71
4,106,618 A		8/1978	Haytayan		
D261,356 S	*	10/1981	Robinson	.....	D8/390
D284,833 S	*	7/1986	Stridh	.....	D8/389
D292,480 S	*	10/1987	Smirne	.....	D8/71
4,881,643 A		11/1989	Pfister		
4,932,821 A		6/1990	Steffen et al.		
5,046,396 A	*	9/1991	Pfister	.....	89/35.01
5,069,340 A		12/1991	Ernst et al.		
D356,479 S	*	3/1995	Chen	.....	D8/71

5,443,345 A		8/1995	Gupta		
D367,604 S	*	3/1996	Howells	.....	D8/396
5,729,201 A	*	3/1998	Jena et al.	.....	89/35.01
5,811,717 A	*	9/1998	Day et al.	.....	89/35.01
5,836,732 A		11/1998	Gupta et al.		
D402,540 S	*	12/1998	Stridh	.....	D8/390
D403,940 S		1/1999	Steinfeldt		
5,865,311 A		2/1999	Hentges et al.		
D406,512 S		3/1999	Gardner		
5,931,622 A		8/1999	Gupta et al.		
6,044,972 A		4/2000	Rohrmoser et al.		
6,276,253 B1	*	8/2001	Sprenger et al.	.....	89/35.01

\* cited by examiner

*Primary Examiner*—Doris V. Coles

*Assistant Examiner*—T. Chase Nelson

(74) *Attorney, Agent, or Firm*—Morgan, Lewis & Bockius LLP

(57) **CLAIM**

The ornamental design for nail holder and nail holder strip for use with nail driving tools, as shown and described.

**DESCRIPTION**

The article is a holder for a nail or pin fastener, typically provided in a strip and used to feed a series of such fasteners to a powder-actuated or pneumatic nail driving tool, and is typically made from molded plastic.

FIG. 1 is a front elevation view of a nail holder for use with nail driving tools;

FIG. 2 is a front elevation view of a nail holder strip for use with nail driving tools; and,

FIG. 3 is a side view of FIG. 1 and an enlarged side view of FIG. 2 looking in the direction of line 3—3 therein.

The broken line showing of environmental structure in FIG. 2 of the drawing is for illustrative purposes only and forms no part of the claimed design.

**1 Claim, 1 Drawing Sheet**

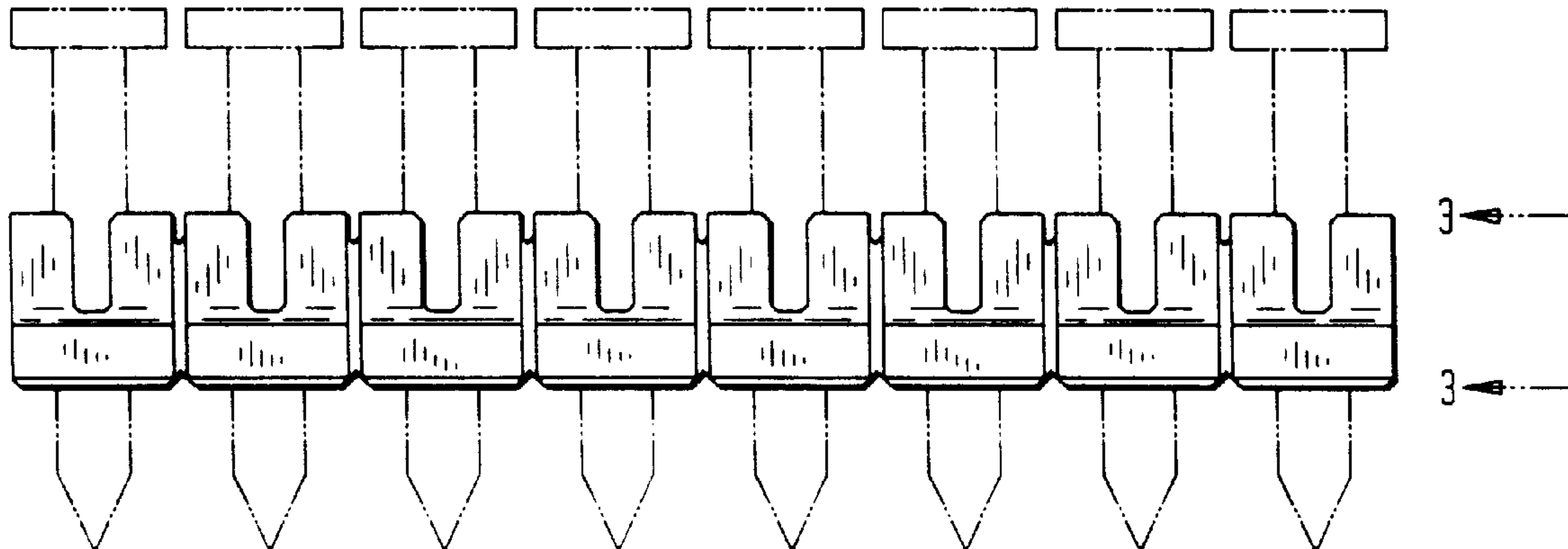


FIG. 1

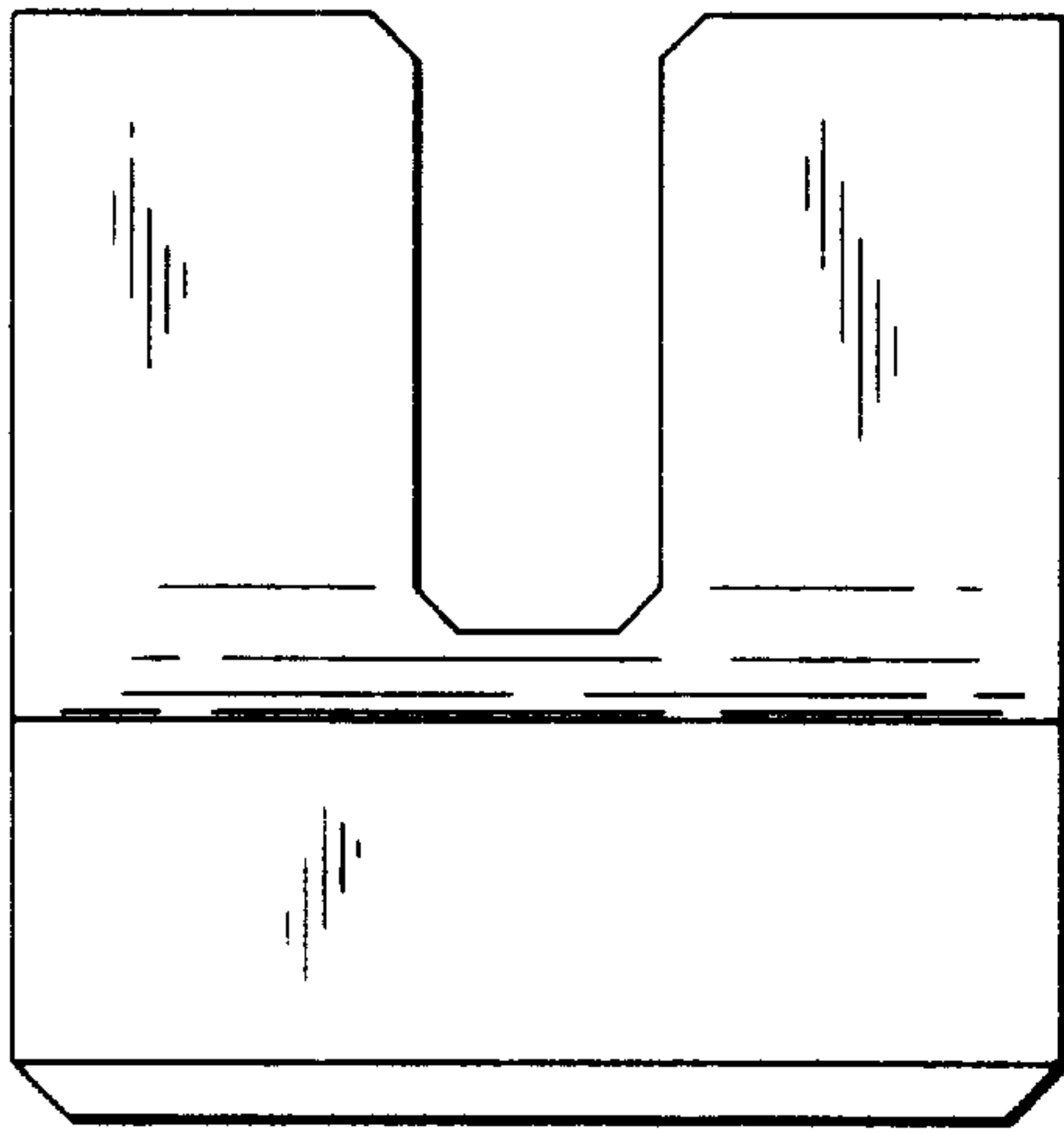


FIG. 3

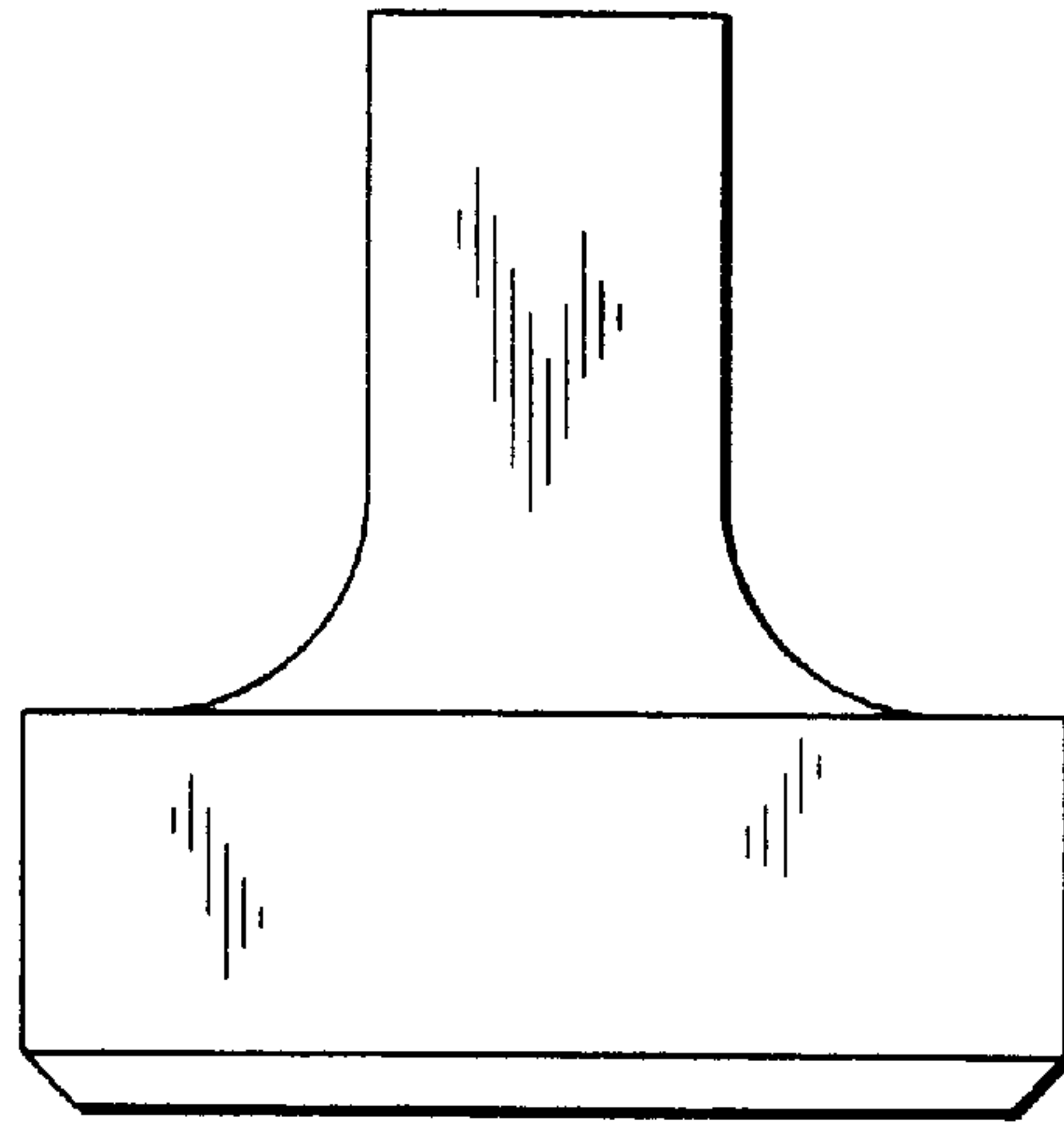


FIG. 2

