



US00D472761S

(12) **United States Design Patent**
Burton et al.

(10) **Patent No.:** **US D472,761 S**

(45) **Date of Patent:** **** *Apr. 8, 2003**

(54) **COOKWARE LID RIM**

(75) Inventors: **Maximillian Philip Burton**, New York, NY (US); **Philipp Refior**, Brooklyn, NY (US)

(73) Assignee: **World Kitchen, Inc.**, Elmira, NY (US)

(*) Notice: This patent is subject to a terminal disclaimer.

(**) Term: **14 Years**

(21) Appl. No.: **29/150,737**

(22) Filed: **Nov. 28, 2001**

(51) **LOC (7) Cl.** **07-02**

(52) **U.S. Cl.** **D7/391**

(58) **Field of Search** D7/323, 354-361, D7/391; 220/573.1-573.5, 376; 222/572

(56) **References Cited**

U.S. PATENT DOCUMENTS

- D111,019 S * 8/1938 Dulany D7/391
- 2,241,064 A 5/1941 Harbison
- 2,867,352 A 1/1959 Kawano
- D204,407 S * 4/1966 Imhoff D7/391
- 3,598,105 A 8/1971 Cristaldi
- 3,736,917 A 6/1973 Stepanek
- 3,797,694 A 3/1974 See et al.
- 3,937,359 A 2/1976 Stockton, Jr.
- 4,285,441 A 8/1981 Ziskind
- 4,390,113 A 6/1983 Bird
- 4,670,398 A 6/1987 Song
- 4,736,867 A 4/1988 Feimer et al.
- 4,917,262 A 4/1990 Mita
- 5,065,889 A 11/1991 Conti
- 5,201,264 A 4/1993 Thelen et al.
- 5,265,749 A 11/1993 Zutler
- 5,387,781 A 2/1995 Berkoff

- 5,388,732 A 2/1995 Greger
- 5,622,274 A 4/1997 Bright
- 5,653,881 A 8/1997 Bruss et al.
- 5,724,885 A 3/1998 Uy
- RE36,072 E 2/1999 Uy
- 6,006,939 A 12/1999 Wai
- 6,244,251 B1 6/2001 Wada et al.
- 6,289,795 B1 9/2001 McLemore et al.
- 6,298,681 B1 10/2001 Esty et al.
- 6,307,193 B1 10/2001 Toole

OTHER PUBLICATIONS

Casserole—2.5 qt.—vented by Norpro—Krona date unknown, Website www.goldaskichen.com, 2 pp.
Vented Casserole Pot by Krona date unknown, Website, www.thekitchennook.com, 1 page..

* cited by examiner

Primary Examiner—Caron D. Veynar
(74) *Attorney, Agent, or Firm*—Wolf, Greenfield & Sacks, P.C.

(57) **CLAIM**

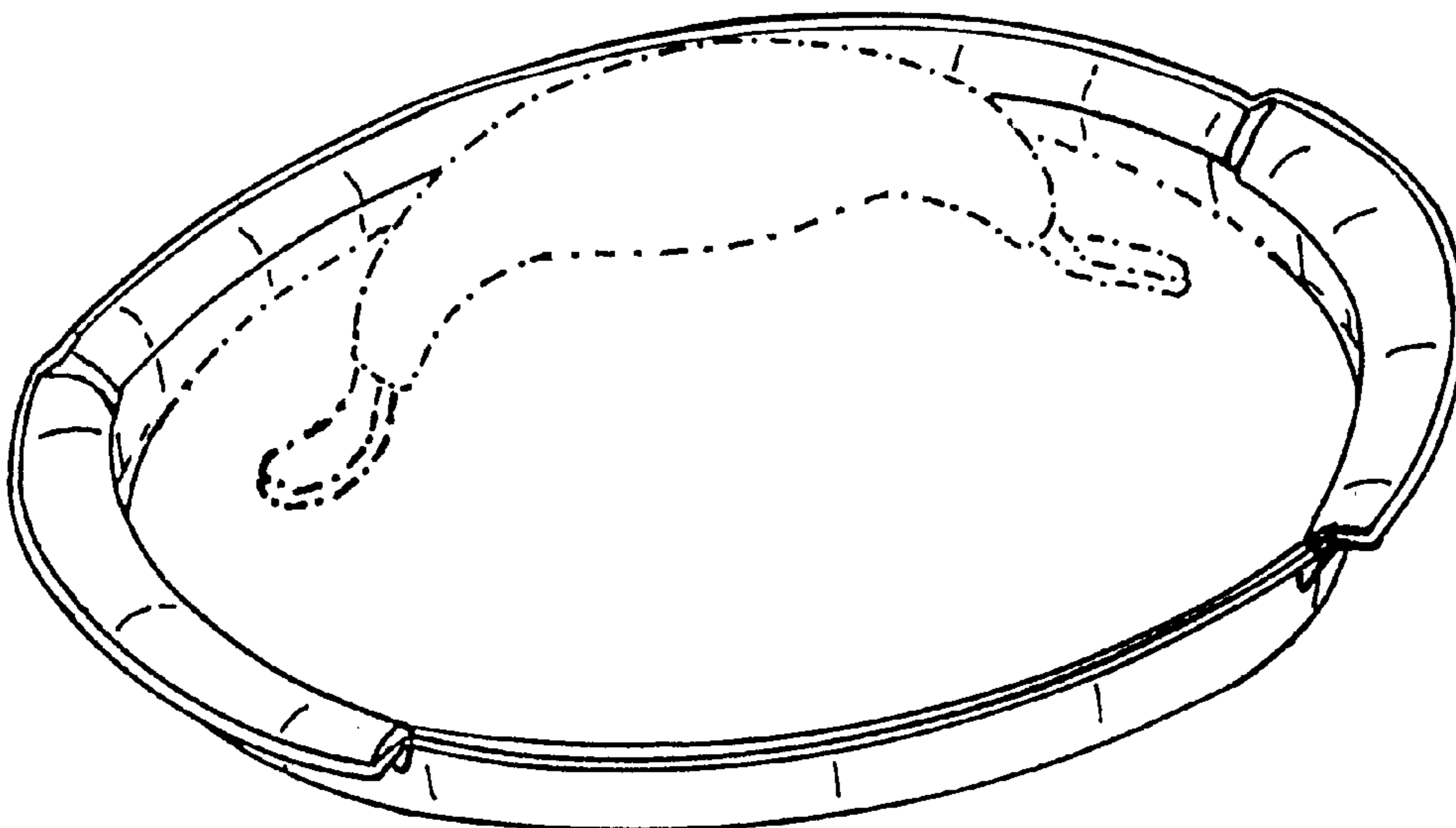
The ornamental design for a cookware lid rim, as shown and described.

DESCRIPTION

FIG. 1 is a side, top, perspective view of the cookware lid rim showing our new design;
FIG. 2 is a top view thereof;
FIG. 3 is a bottom view thereof;
FIG. 4 is a left side view thereof;
FIG. 5 is a right side view thereof;
FIG. 6 is a front view thereof; and,
FIG. 7 is a rear view thereof.

The broken lines showing part of the lid and a handle in FIGS. 1-7 are for illustrative purposes only and form no part of the claimed design.

1 Claim, 3 Drawing Sheets



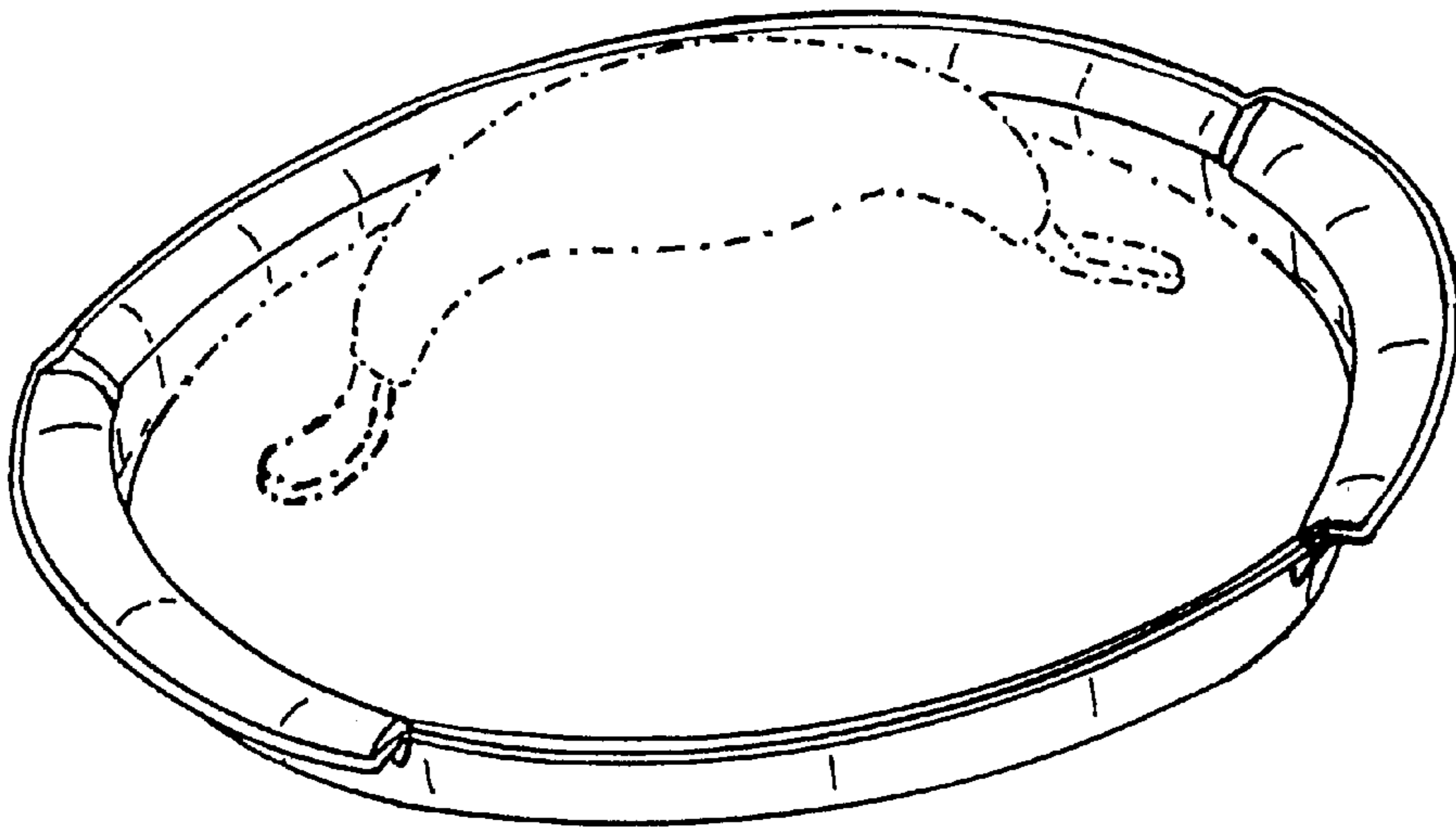


Fig. 1

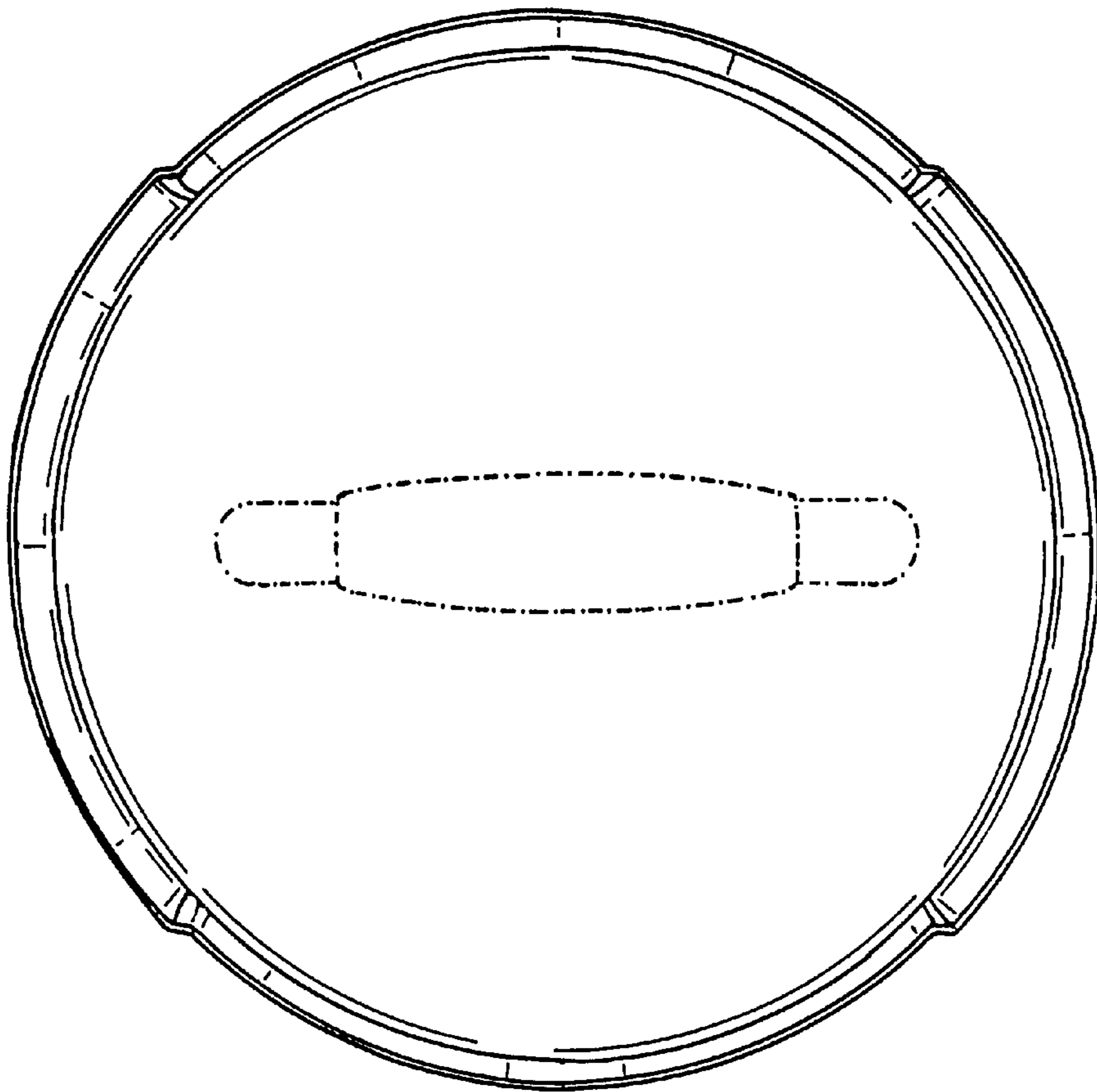


Fig. 2

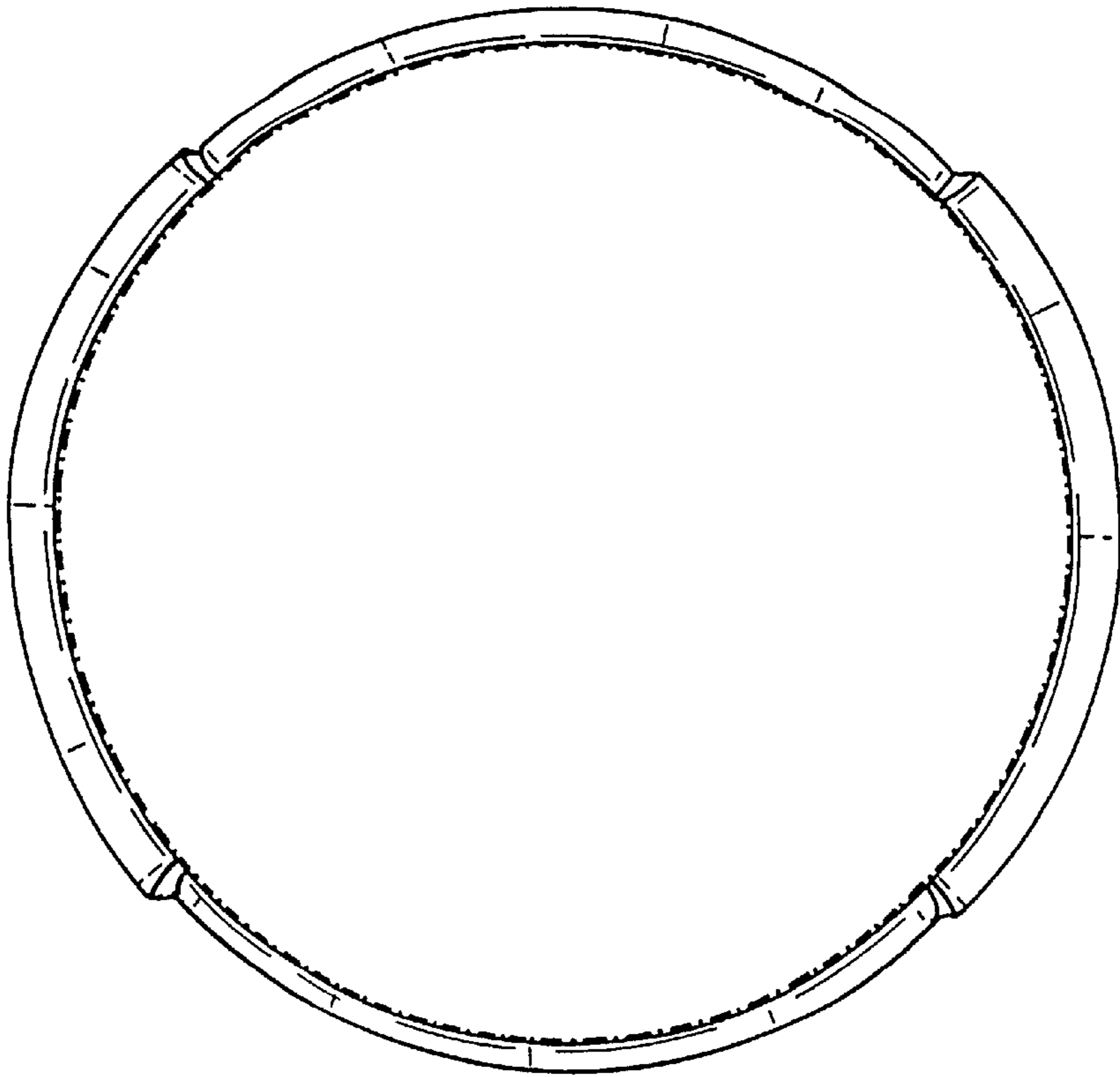


Fig. 3

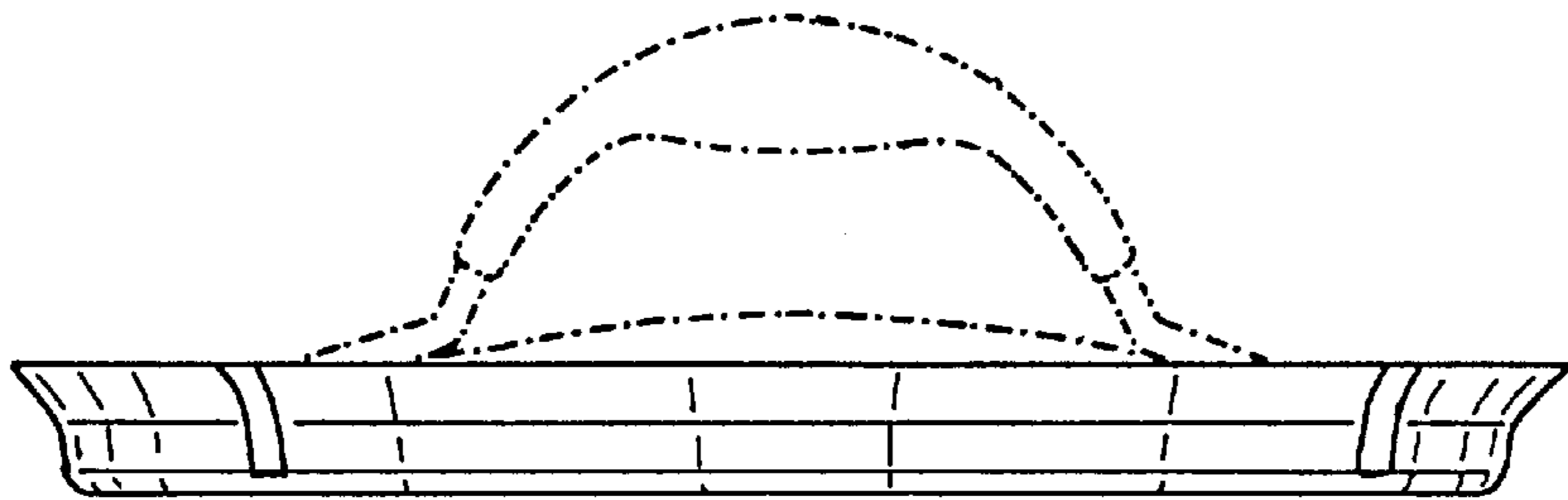


Fig. 4

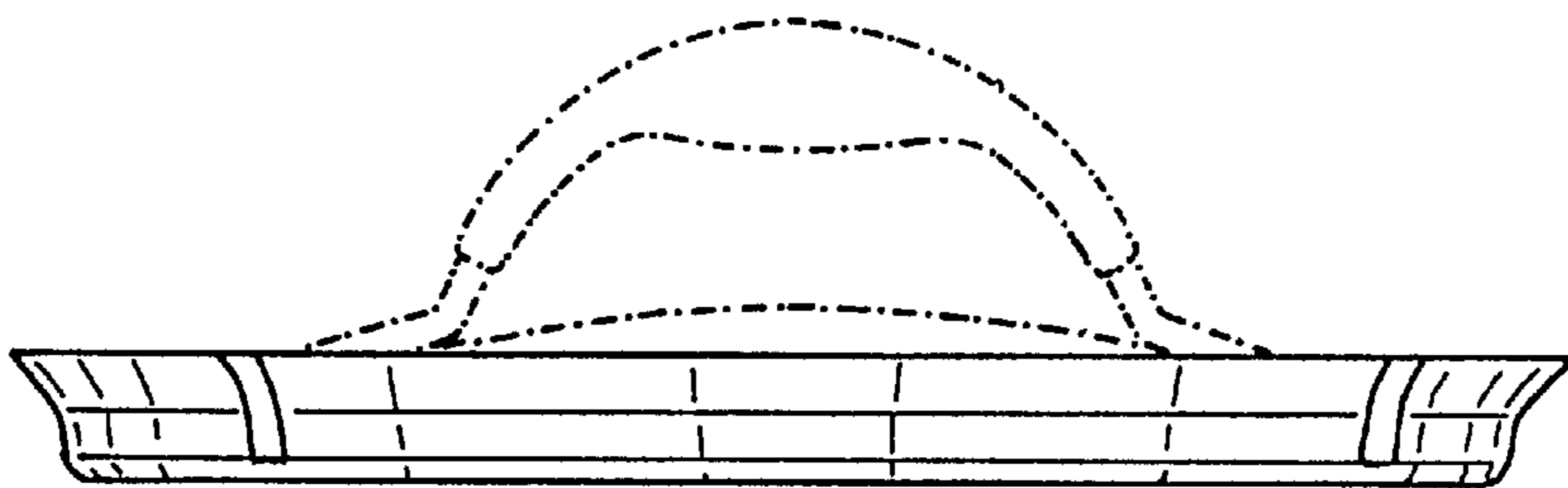


Fig. 5

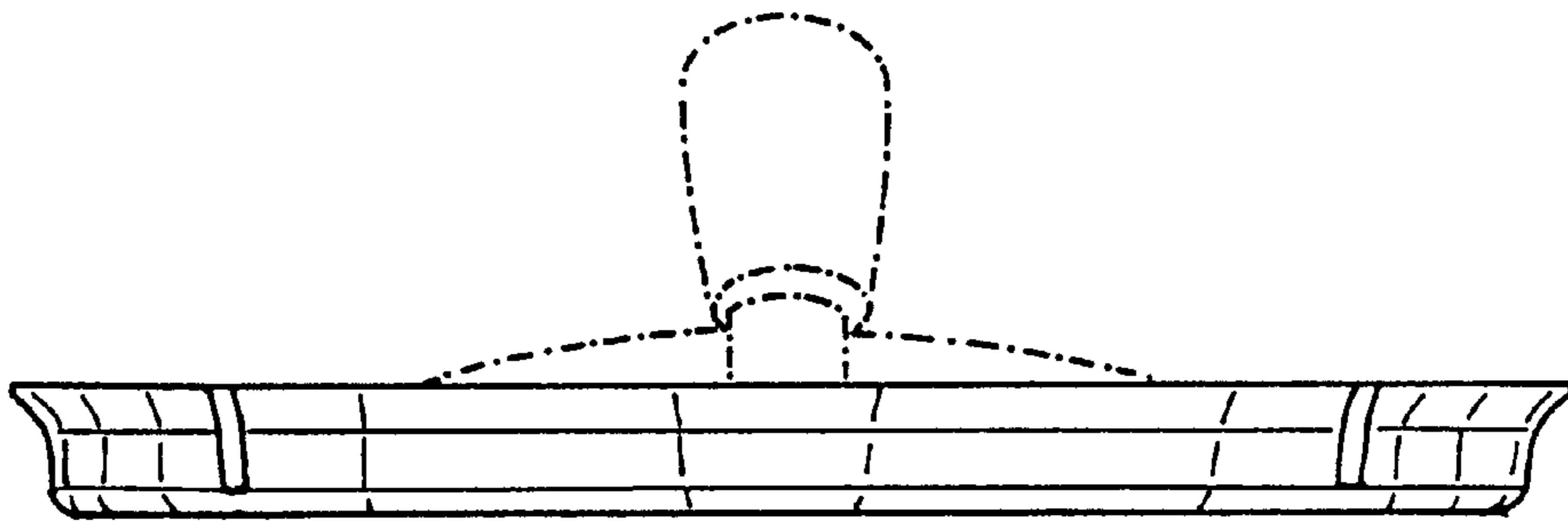


Fig. 6

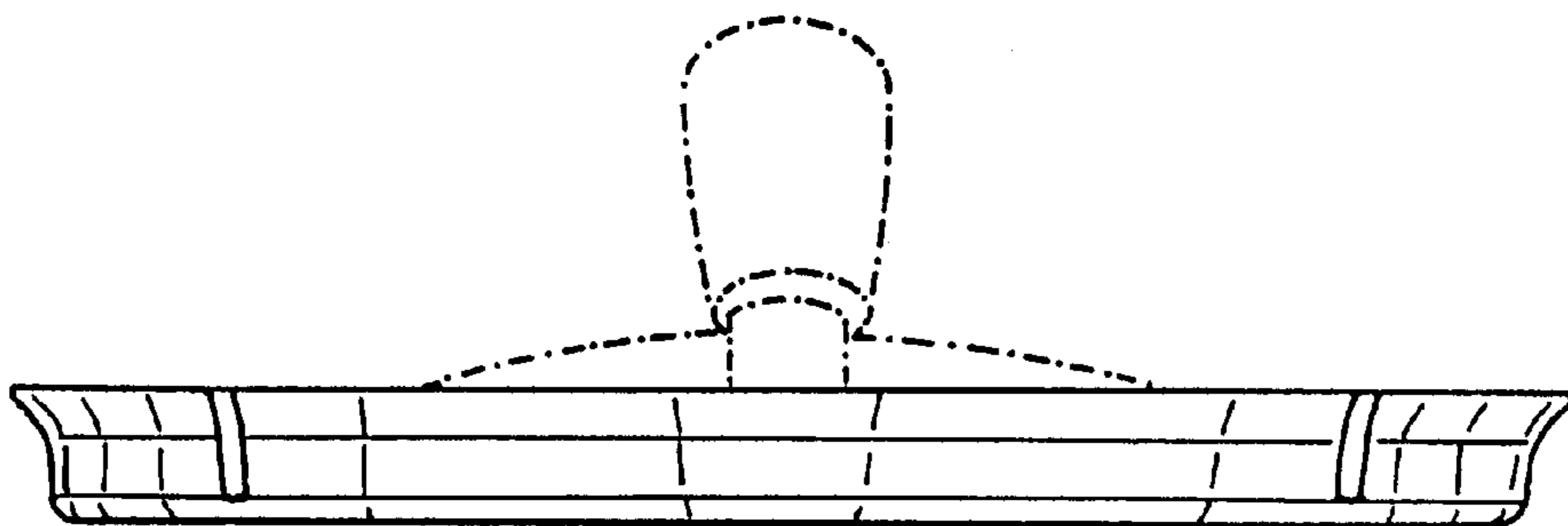


Fig. 7