



US00D472752S

(12) **United States Design Patent**
Medendorp

(10) **Patent No.:** **US D472,752 S**

(45) **Date of Patent:** **** Apr. 8, 2003**

(54) **PYRAMIDAL GOLF BALL ARRAY HOLDER**

(76) **Inventor:** **David Medendorp**, 676 W. Irving Park Rd., Apt. F3, Chicago, IL (US) 60613

(**) **Term:** **14 Years**

(21) **Appl. No.:** **29/155,924**

(22) **Filed:** **Feb. 20, 2002**

(51) **LOC (7) Cl.** **08-08**

(52) **U.S. Cl.** **D6/552**

(58) **Field of Search** D6/552, 512; 206/486, 206/315.1, 315.9, 315.91; 211/13.1, 14, 126.1, 134; 248/309.1, 311.2, 314

(56) **References Cited**

U.S. PATENT DOCUMENTS

1,342,733 A	*	6/1920	Austin	211/14
D134,295 S	*	11/1942	Steward	D6/552 X
3,127,302 A	*	3/1964	Bunting	206/486
4,103,773 A	*	8/1978	Haber	206/315.9
D260,467 S		9/1981	Rhine	D6/188
4,573,586 A		3/1986	Helmer	211/14
4,892,197 A		1/1990	Slattery et al.	211/14
5,195,633 A	*	3/1993	Kaminski	206/315.9
5,381,895 A		1/1995	Thomsen	206/315.9
D366,584 S	*	1/1996	Ellis	D6/552

5,551,832 A		9/1996	Kelly	414/788
5,695,312 A		12/1997	Kelly	414/788
5,715,947 A		2/1998	Gonzales	211/14
5,746,332 A	*	5/1998	Kleinschmidt	211/14 X
D405,293 S	*	2/1999	Tate	D6/552 X
5,984,112 A		11/1999	Adams	211/14
D421,865 S	*	3/2000	Chen	D6/552
D457,371 S	*	5/2002	Grassman	D6/552

* cited by examiner

Primary Examiner—Brian N. Vinson

(74) *Attorney, Agent, or Firm*—Philip H. Kier

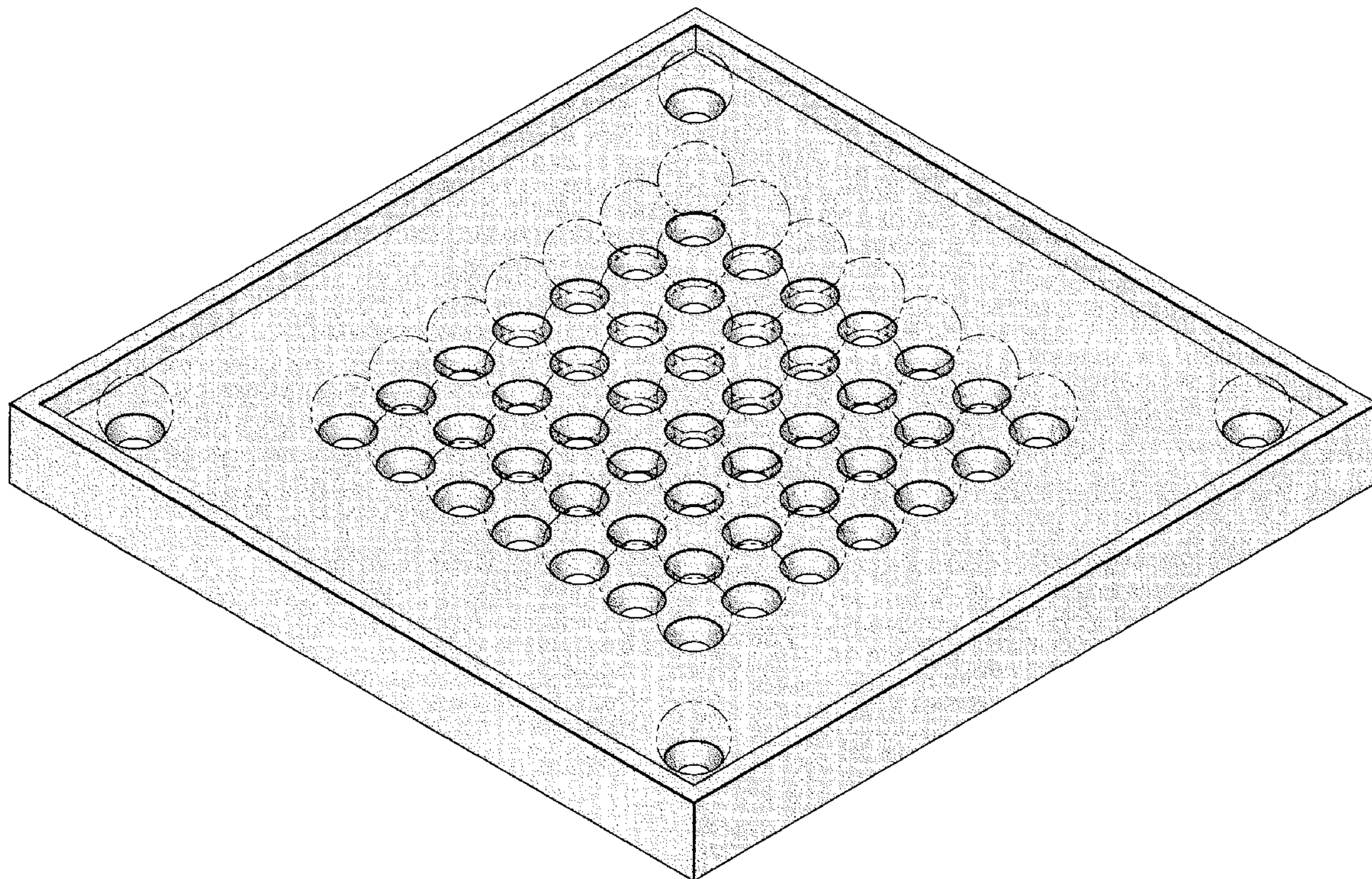
(57) **CLAIM**

The ornamental design for a pyramidal golf ball array holder, as shown and described.

DESCRIPTION

FIG. 1 is a top perspective view of a pyramidal golf ball array holder showing my new design; FIG. 2 is a side elevational view thereof; FIG. 3 is a top plan view thereof; FIG. 4 is a bottom plan view thereof; and, FIG. 5 is an additional top perspective view thereof, with the broken-line disclosure of golf balls being for illustrative purposes only and forming no part of the claimed design.

1 Claim, 4 Drawing Sheets



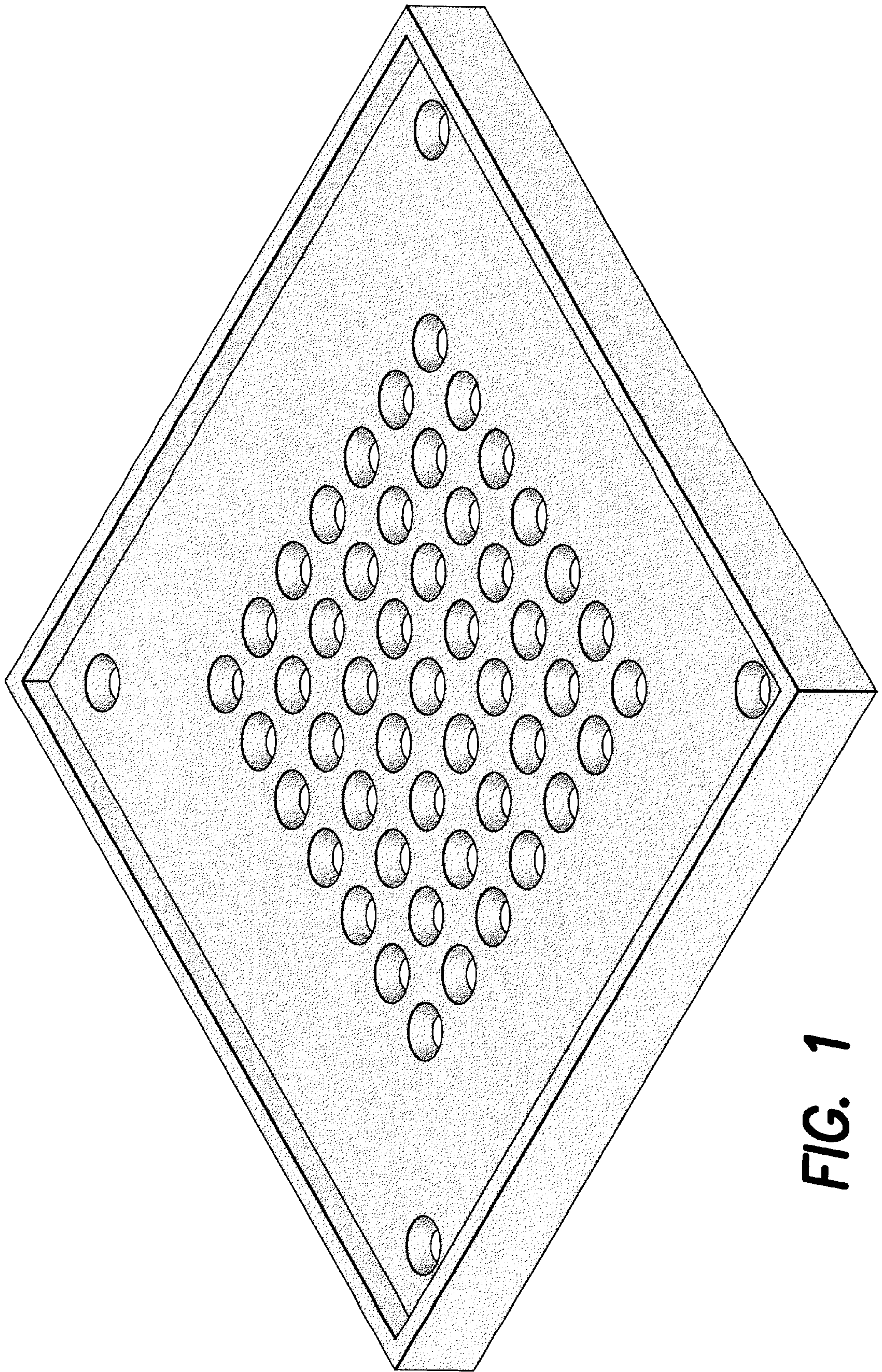


FIG. 1




FIG. 2




FIG. 3




FIG. 4

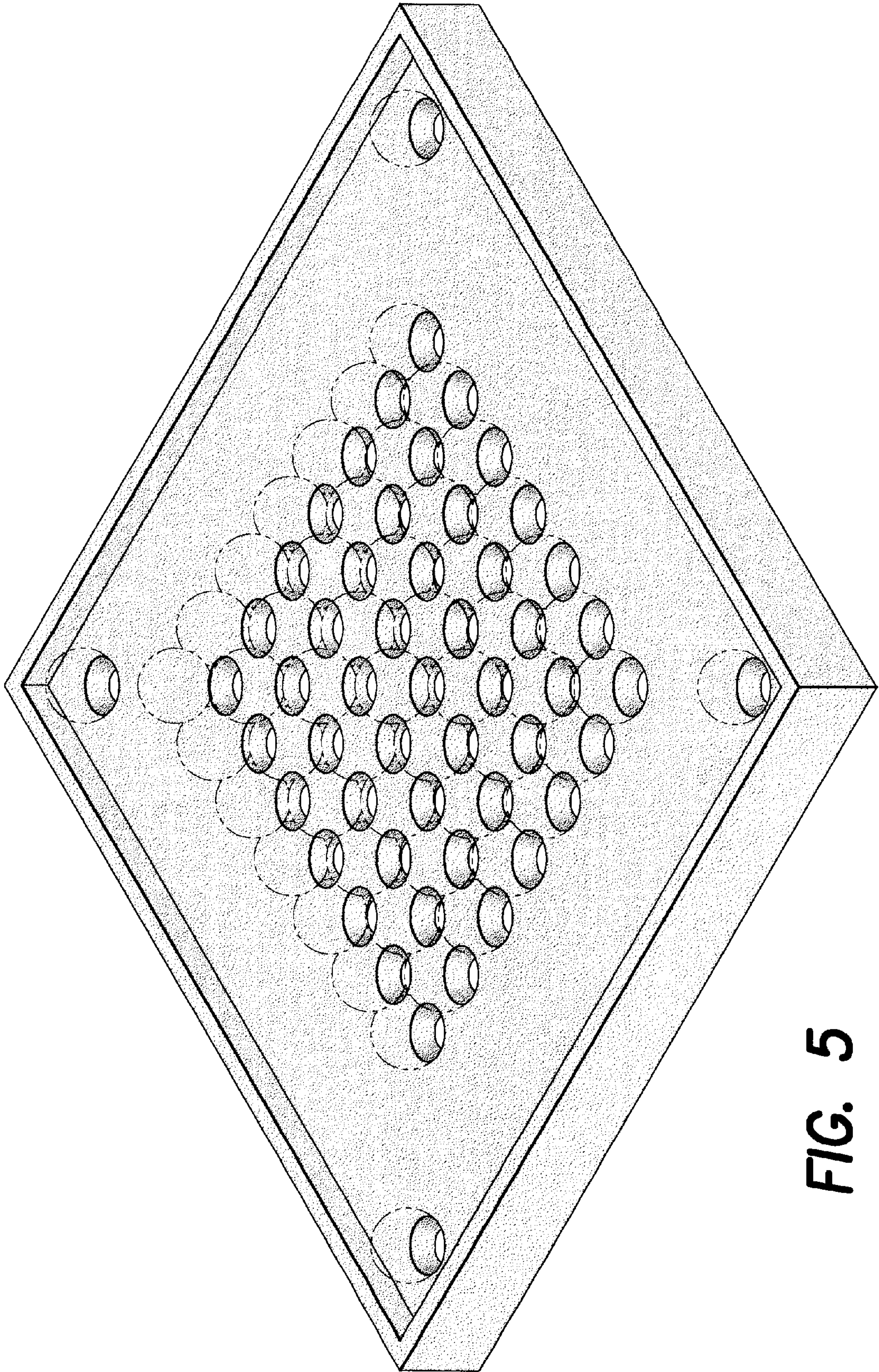


FIG. 5