



US00D472751S

(12) **United States Design Patent**
Doscher

(10) **Patent No.:** **US D472,751 S**

(45) **Date of Patent:** **** Apr. 8, 2003**

(54) **SPORT BOARD RACK**

6,330,950 B1 * 12/2001 Loika 211/85.7
D458,789 S * 6/2002 Kellermann D6/552

(76) Inventor: **Wanda Doscher**, 9410 Sunset Ave., La Mesa, CA (US) 91941

* cited by examiner

(**) Term: **14 Years**

Primary Examiner—Brian N. Vinson

(21) Appl. No.: **29/155,725**

(57) **CLAIM**

(22) Filed: **Feb. 15, 2002**

The ornamental design for a sport board rack, as shown and described.

(51) **LOC (7) Cl.** **08-08**

DESCRIPTION

(52) **U.S. Cl.** **D6/552**

(58) **Field of Search** D6/552; 211/13.1, 211/85.7, 34-35, 86.01, 87.01, 89.01, 106.01; 248/309.1, 312

FIG. 1 is a front elevational view of the sport board rack of the present invention;

FIG. 2 is a rear elevational view of the sport board rack of FIG. 1;

FIG. 3 is a left side elevational view of the sport board rack of FIG. 1, the right view being a mirror image thereof;

FIG. 4 is a top plan view of the sport board rack of FIG. 1; and,

FIG. 5 is a bottom plan view of the sport board rack of FIG. 1.

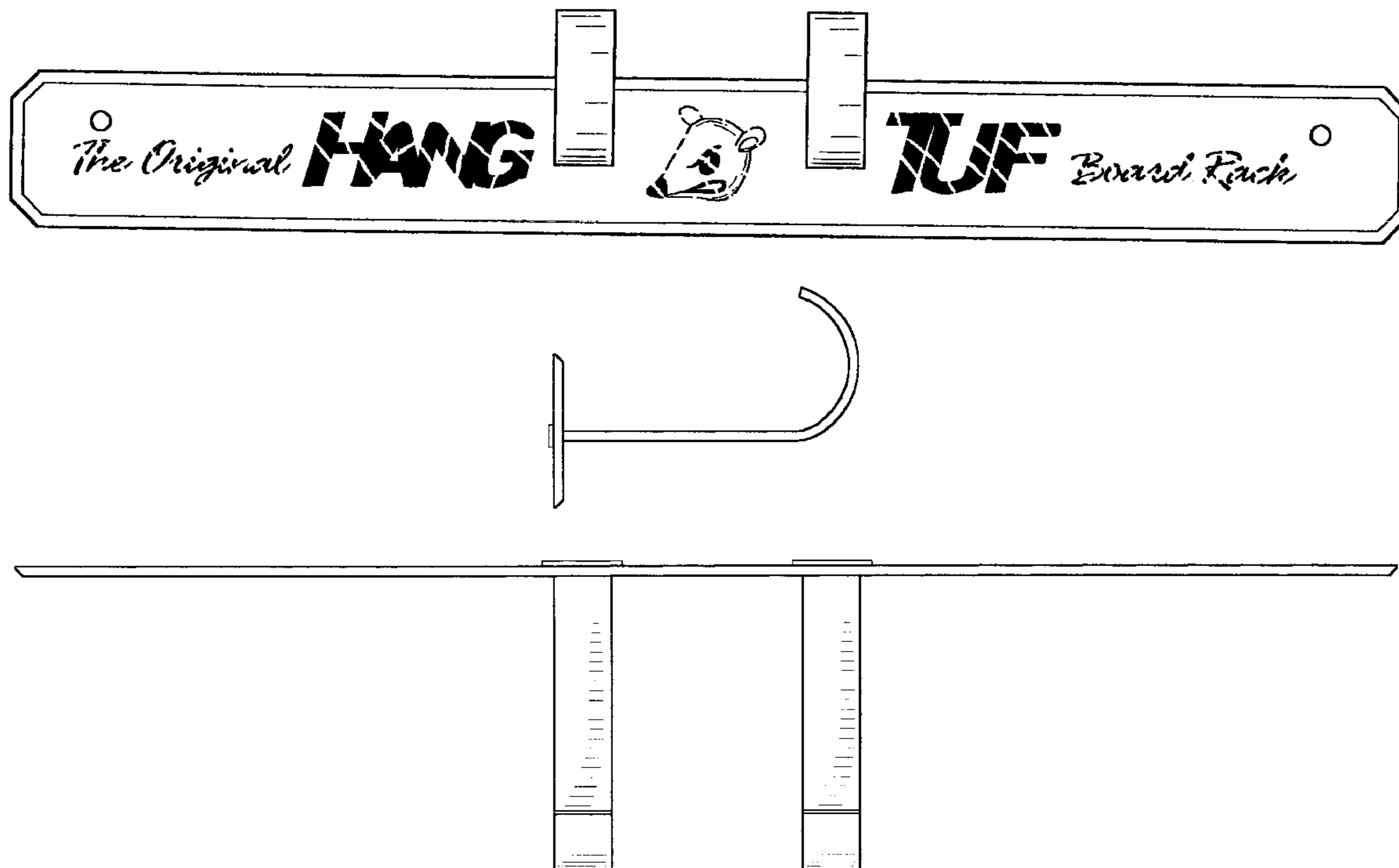
The broken lines showing of words in FIG. 1 are for illustrative purposes only and form no part of the claimed design.

(56) **References Cited**

U.S. PATENT DOCUMENTS

D43,289 S	11/1912	Sternau	
1,998,243 A	4/1935	Krueger	
2,988,315 A	6/1961	Saxe	
4,878,585 A	11/1989	Orestano	
5,301,818 A	4/1994	Dix	
5,305,897 A	4/1994	Smith	
D390,013 S	* 2/1998	Ho D6/552 X
D396,371 S	7/1998	Oliver	

1 Claim, 2 Drawing Sheets






FIG. 1

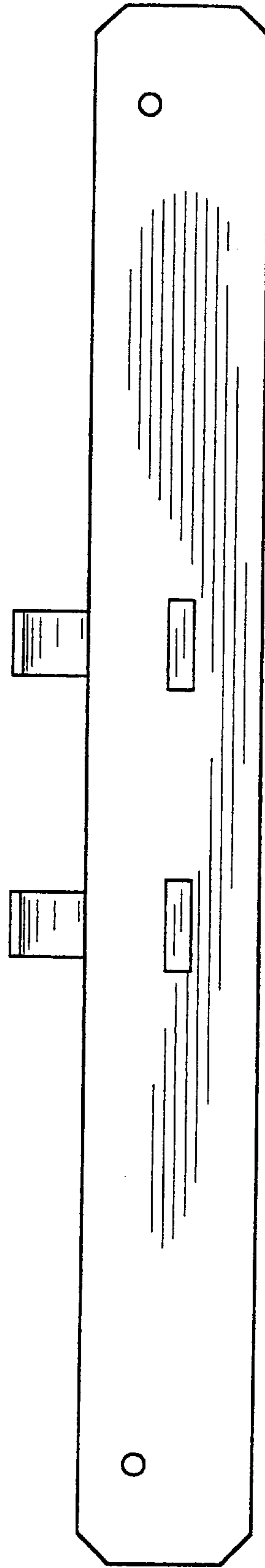


FIG. 2

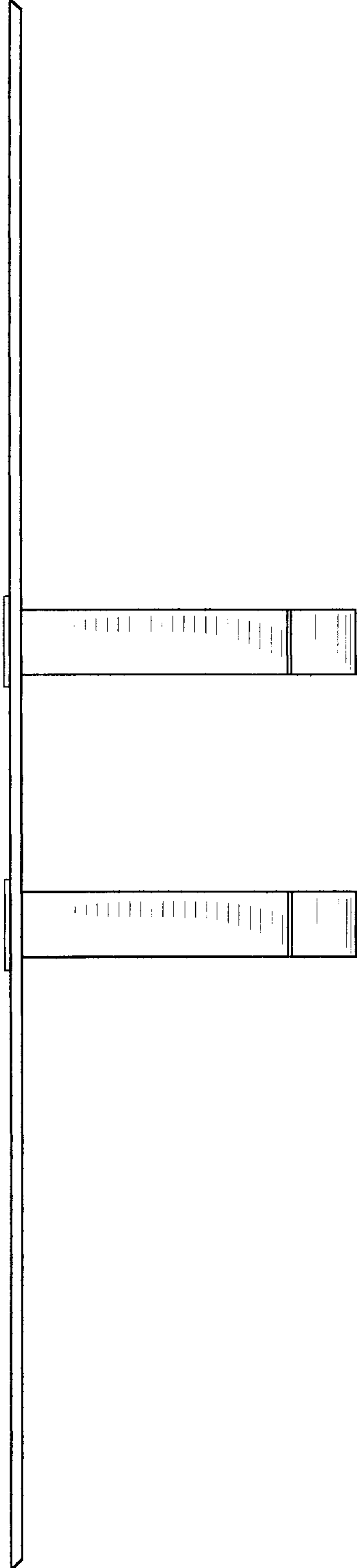


FIG. 4

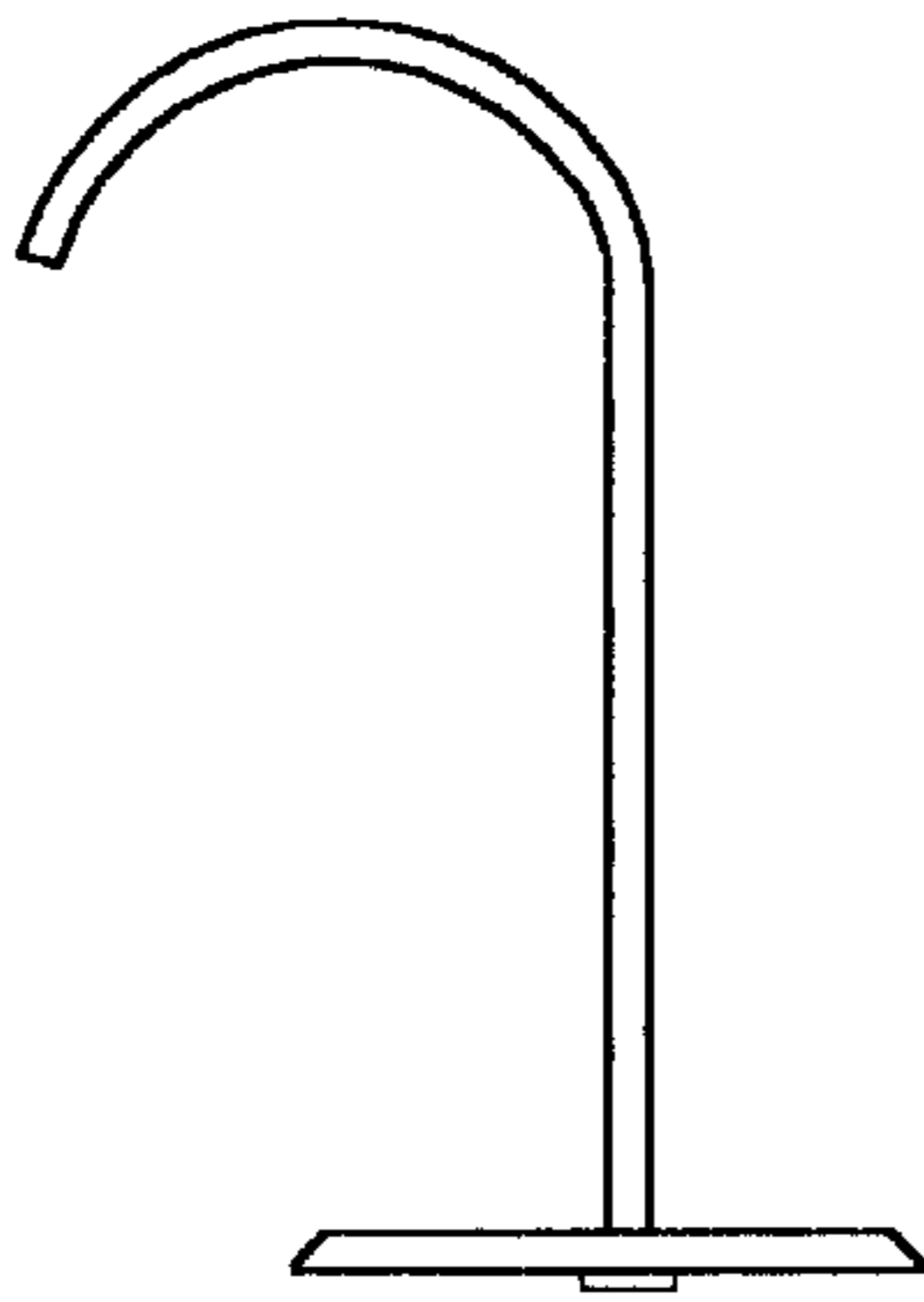


FIG. 3




FIG. 5