



US00D472743S

(12) **United States Design Patent**
Eisinger

(10) **Patent No.:** **US D472,743 S**

(45) **Date of Patent:** **** Apr. 8, 2003**

- (54) **SEAT**
- (75) **Inventor:** **Darren P. Eisinger**, Toledo, OH (US)
- (73) **Assignee:** **La-Z-Boy Incorporated**, Monroe, MI (US)
- (**) **Term:** **14 Years**
- (21) **Appl. No.:** **29/143,658**
- (22) **Filed:** **Jun. 18, 2001**
- (51) **LOC (7) Cl.** **06-06**
- (52) **U.S. Cl.** **D6/500; D6/375**
- (58) **Field of Search** D6/334, 366, 375,
D6/379, 500, 501, 502; 297/445.1, 446.1,
448.1

- D390,387 S * 2/1998 Buffon D6/502
- D403,520 S * 1/1999 Wilson D6/366
- D409,022 S * 5/1999 Vanderwood et al. D6/500
- D437,499 S * 2/2001 Tseng D6/366

* cited by examiner

Primary Examiner—Gary D. Watson
(74) *Attorney, Agent, or Firm*—Harness, Dickey & Pierce, P.L.C.

(57) **CLAIM**

The ornamental design for a seat, as shown and described.


DESCRIPTION

FIG. 1 is a perspective view of a seat embodying my new design.
FIG. 2 is a front view of the design.
FIG. 3 is a side view of the design.
FIG. 4 is a back view of the design; and,
FIG. 5 is a top view of the design.
The broken line structure of the figures is for environmental purposes and forms no part of the claimed design.

(56) **References Cited**
U.S. PATENT DOCUMENTS

- D312,536 S * 12/1990 Muller-Deisig et al. D6/366
- D349,822 S * 8/1994 Murry D6/379
- D351,292 S * 10/1994 Miller D6/379
- D369,688 S * 5/1996 Dammerman D6/366

1 Claim, 2 Drawing Sheets






FIG 1




FIG 2

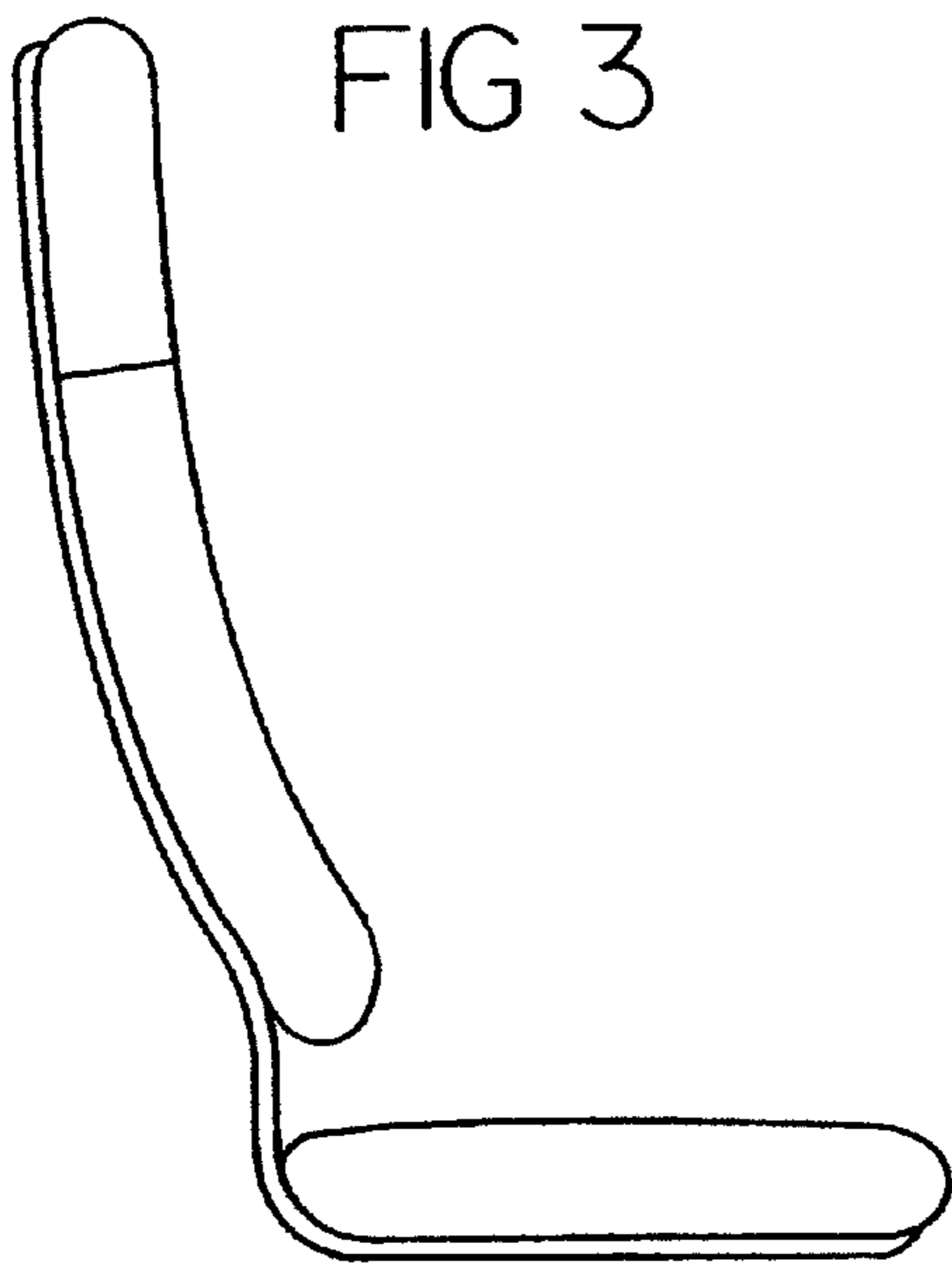


FIG 4

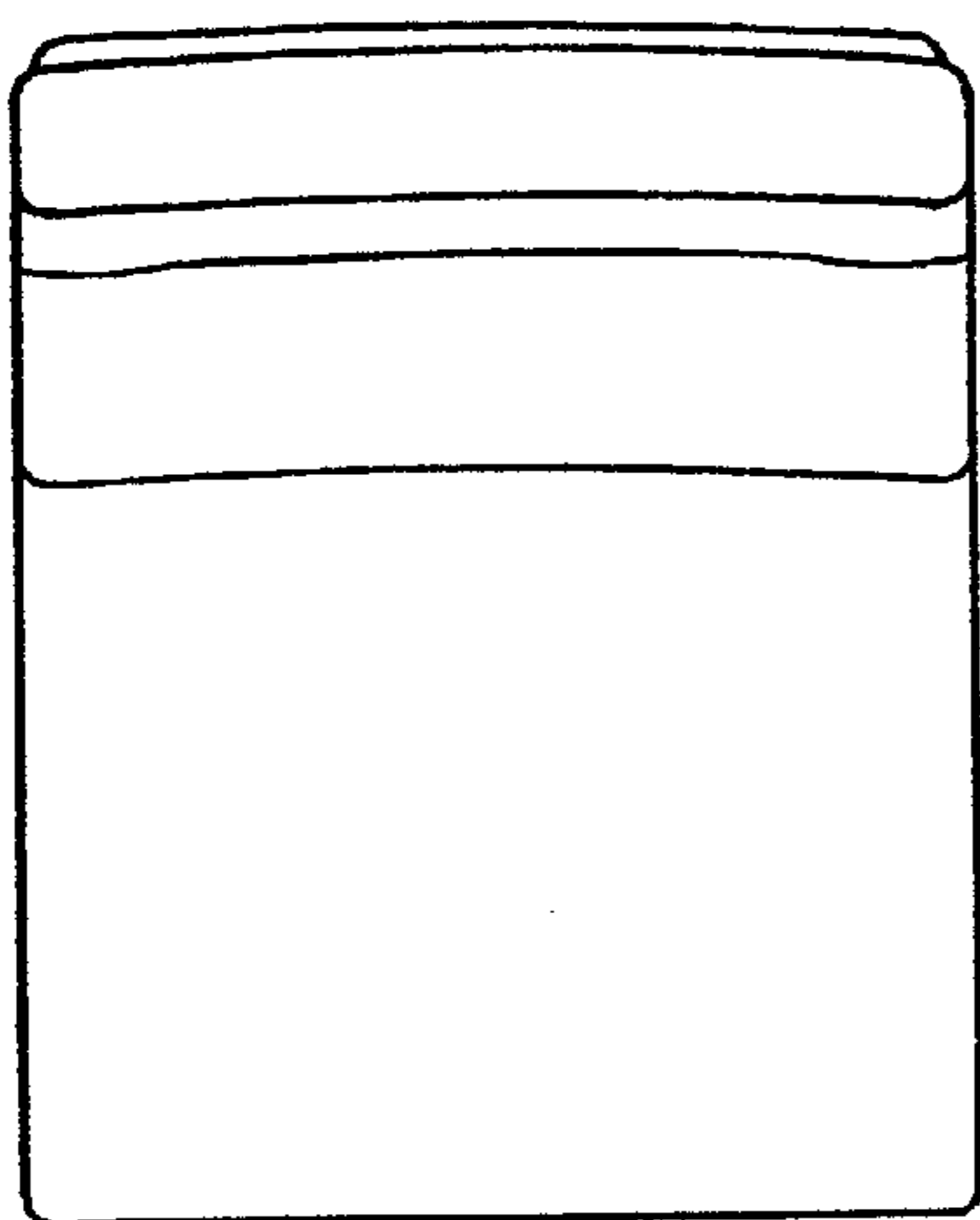



FIG 5