



US00D472728S

(12) **United States Design Patent**
Harris et al.

(10) **Patent No.:** **US D472,728 S**

(45) **Date of Patent:** **** Apr. 8, 2003**

(54) **LAP DESK WITH READING LIGHT**

(75) **Inventors:** **David Harris**, Nashua, NH (US); **Rudy Woodard**, Nashua, NH (US); **Steven Schwartz**, Nashua, NH (US); **Tim Trzepacz**, Nashua, NH (US)

(73) **Assignee:** **Brookstone Company, Inc.**, Nashua, NH (US)

(**) **Term:** **14 Years**

(21) **Appl. No.:** **29/154,616**

(22) **Filed:** **Jan. 25, 2002**

(51) **LOC (7) Cl.** **06-06**

(52) **U.S. Cl.** **D6/406.3**

(58) **Field of Search** D6/406.1, 406.2, D6/406.3, 406.4, 406.5, 406.6, 310, 339, 419, 420, 429, 449, 511; D7/545, 550.1, 554.3, 554.4, 698; D12/415, 416, 426.1; D19/36, 52, 65, 75, 78, 86, 88, 90, 91, 92, 99; 108/36, 43, 44, 49, 129, 132; 224/42.11, 400; 248/166, 444, 451, 460, 463; 281/145; 297/148, 153; 312/231

(56) **References Cited**

U.S. PATENT DOCUMENTS

3,729,037	A	*	4/1973	Dare et al.	297/148
3,741,129	A	*	6/1973	Suvada	108/43
4,052,944	A	*	10/1977	Jennings	108/43
4,537,646	A	*	8/1985	Hoyle	248/444
D285,392	S	*	9/1986	Thompson	D6/419
4,654,762	A	*	3/1987	Laverick	312/231
4,700,634	A	*	10/1987	Mills et al.	108/43
D303,186	S	*	9/1989	Mills et al.	D6/406.3

4,892,334	A	*	1/1990	Sinclair	281/45
5,081,936	A	*	1/1992	Drieling	108/43
5,090,334	A	*	2/1992	Sutton	108/43
D334,026	S	*	3/1993	Polansky	D6/406.3
D344,435	S	*	2/1994	Whall	D6/406.3
D349,426	S	*	8/1994	Norris	D6/406.3
D349,731	S	*	8/1994	Leveen et al.	D19/90
D360,318	S	*	7/1995	Kinnard, Sr. et al.	D12/426.1
5,660,117	A	*	8/1997	Noble	248/460
D413,209	S	*	8/1999	Jarke	D6/406.3
6,041,715	A	*	3/2000	Jarke et al.	108/43
D433,580	S	*	11/2000	Jarke et al.	D6/406.3
D440,798	S	*	4/2001	Kuhlman et al.	D6/511
D442,795	S	*	5/2001	Holt	D6/406.3
D455,024	S	*	4/2002	Mimick et al.	D6/406.3
D459,397	S	*	6/2002	Zeller et al.	D19/36

* cited by examiner

Primary Examiner—Doris V. Coles

Assistant Examiner—T. Chase Nelson

(74) *Attorney, Agent, or Firm*—Hayes Soloway P.C.


(57) **CLAIM**

The ornamental design for a lap desk with reading light, as shown and described.

DESCRIPTION

FIG. 1 is a perspective view of a lap desk with reading light showing a preferred embodiment of our new design; FIG. 2 is a top plan view thereof; FIG. 3 is a bottom plan view thereof; FIG. 4 is a left-side elevational view thereof; FIG. 5 is a right-side elevational view thereof; FIG. 6 is a front end view thereof; and, FIG. 7 is a back end view thereof.

1 Claim, 3 Drawing Sheets



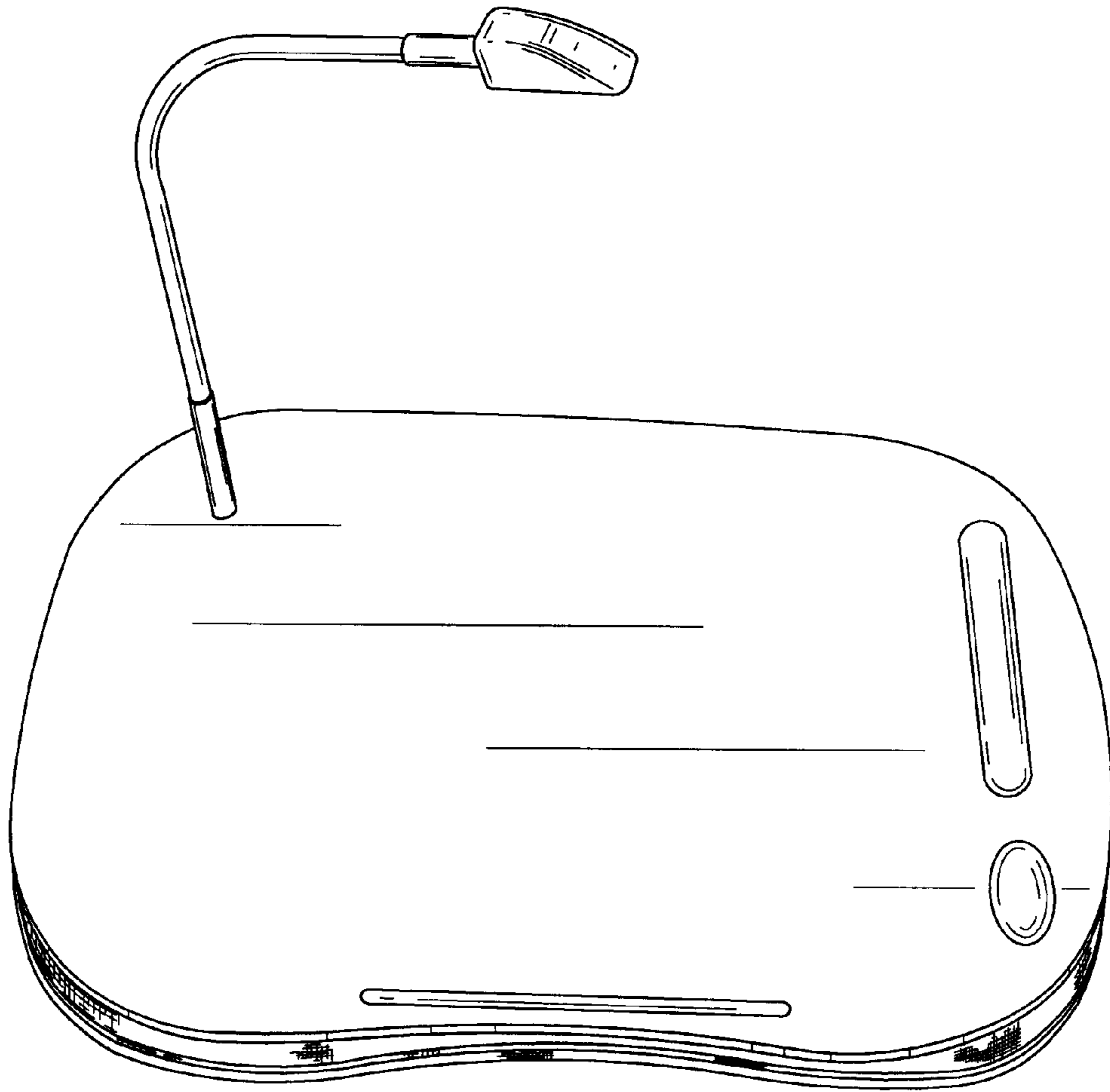


FIG. 1

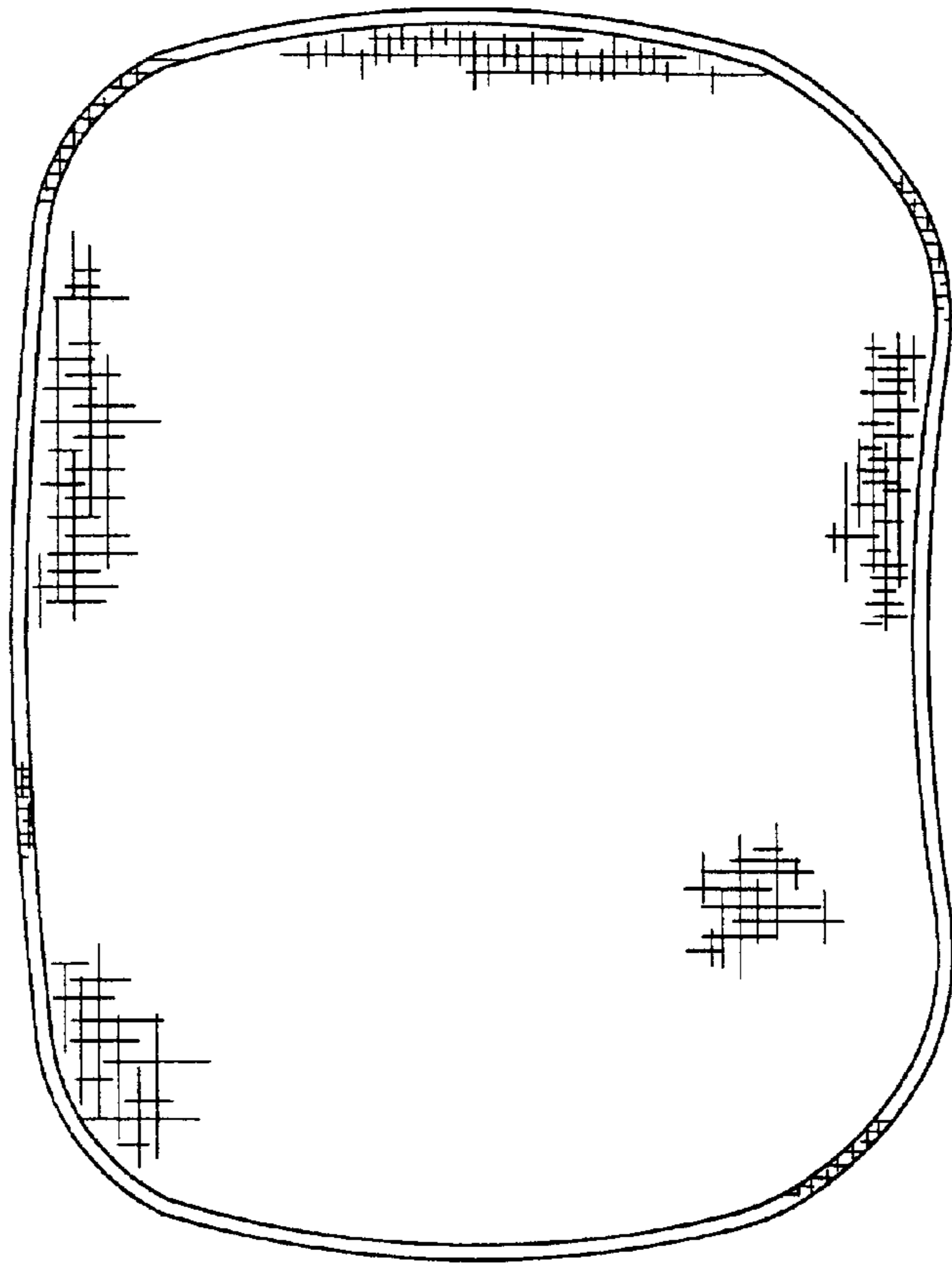


FIG. 2

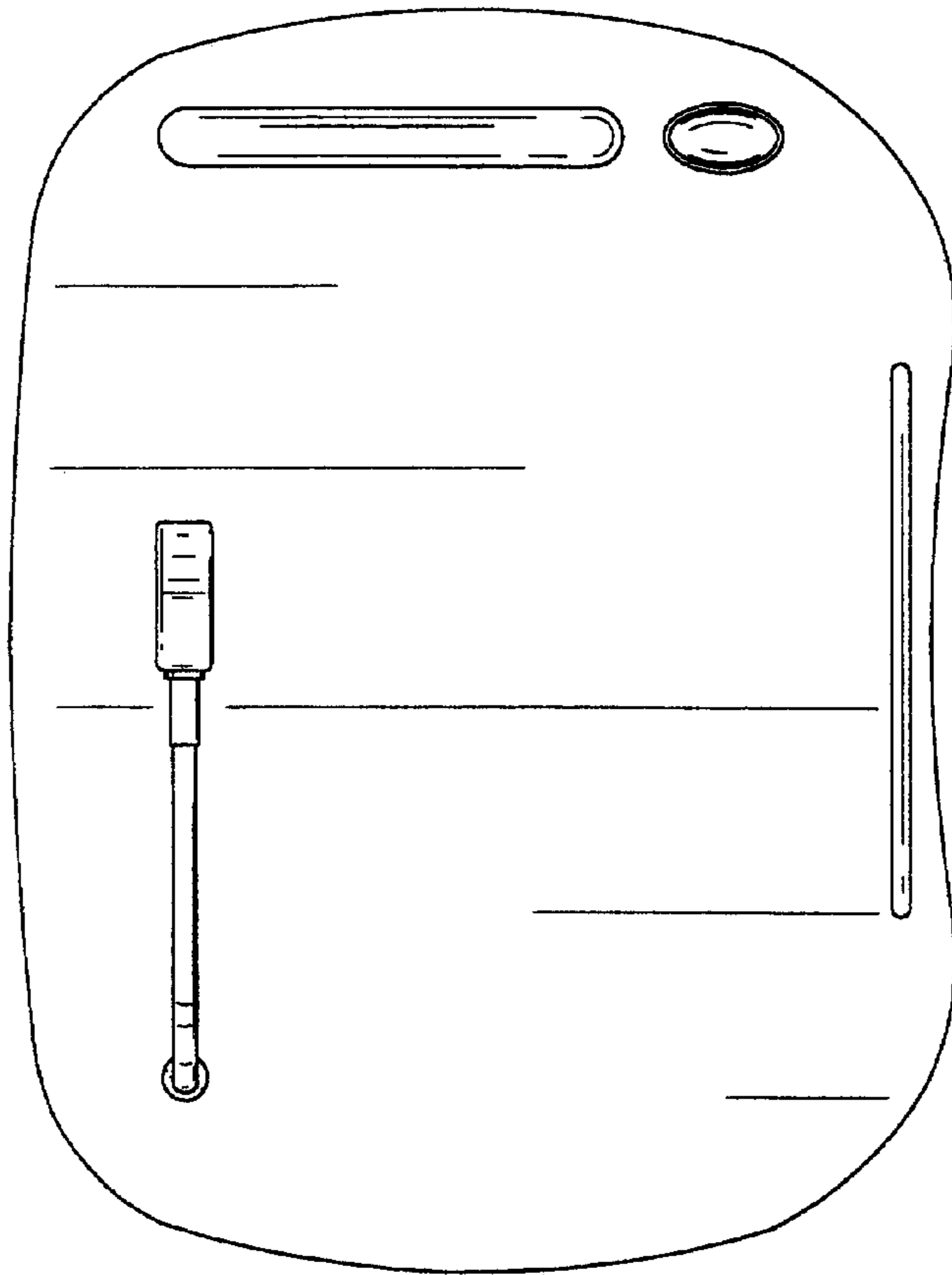


FIG. 3

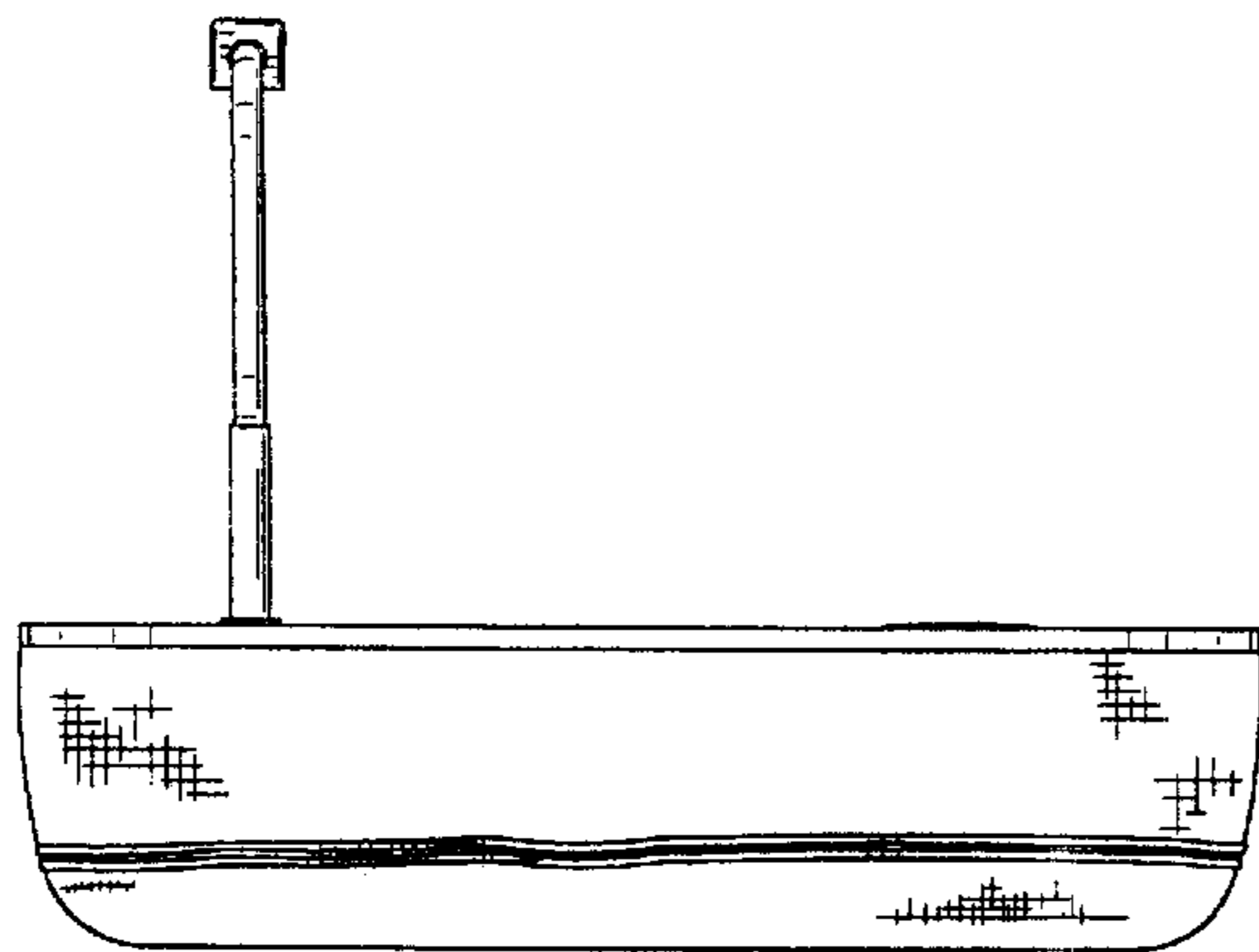


FIG. 4

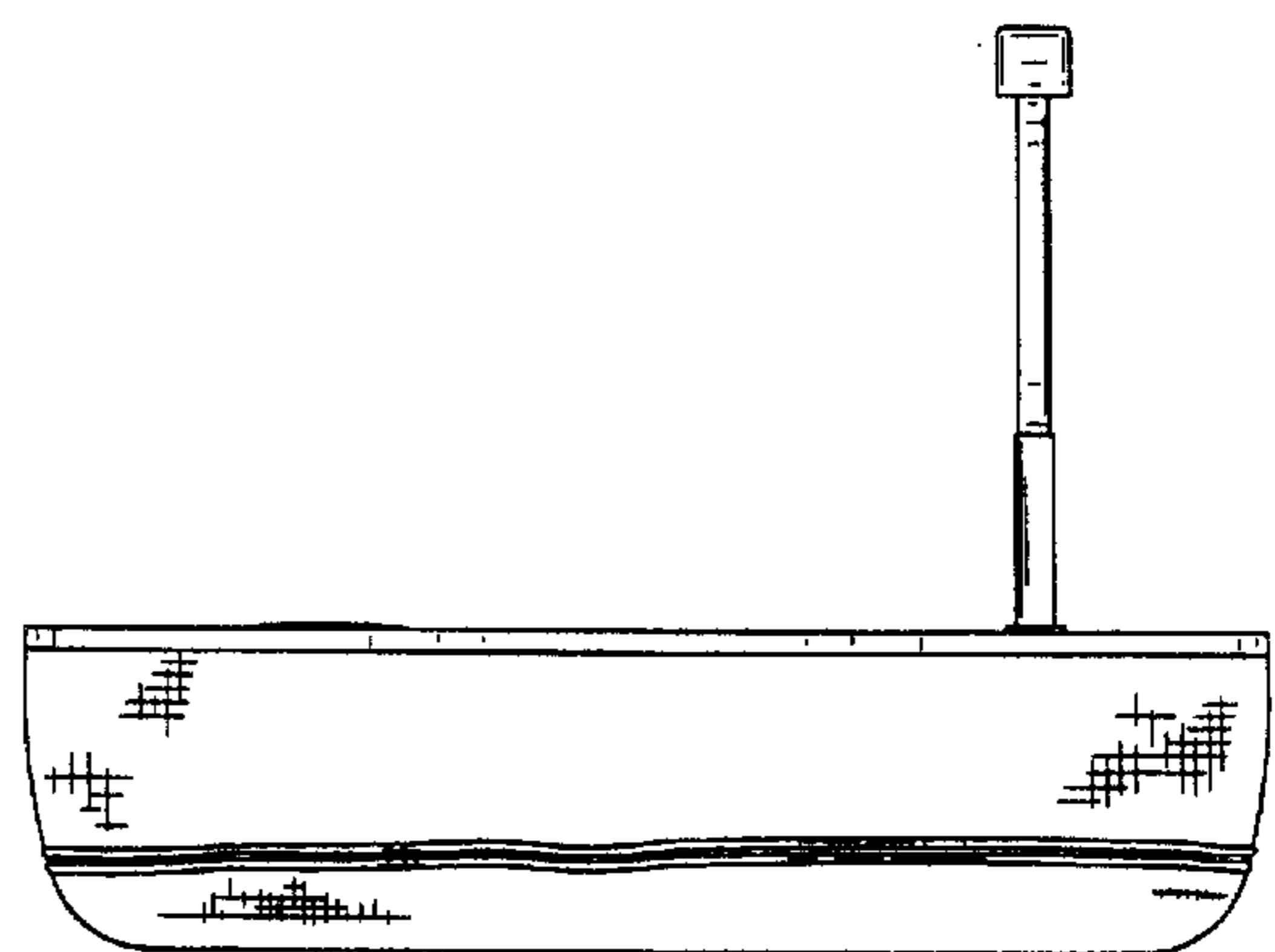


FIG. 5

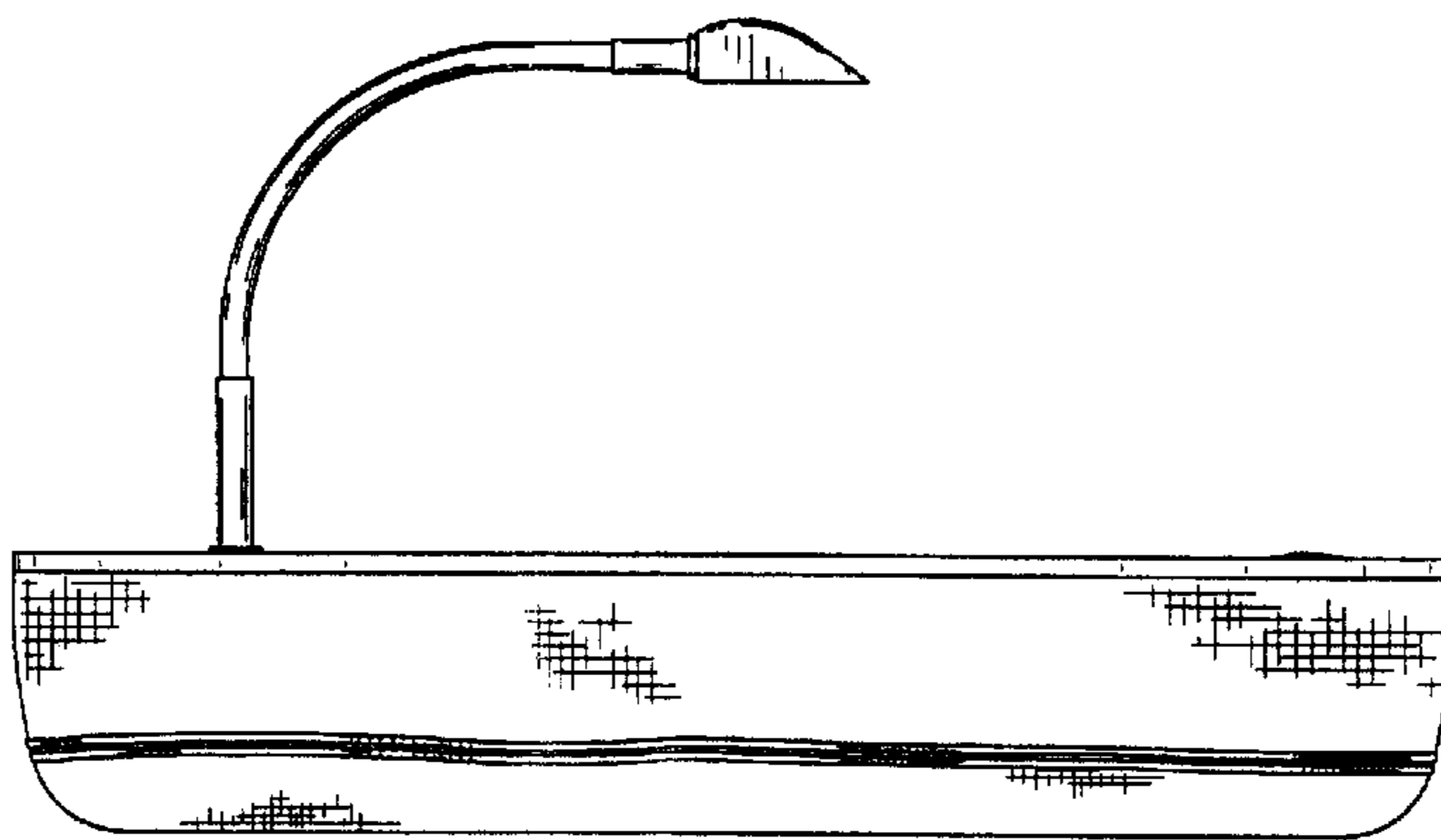


FIG. 6

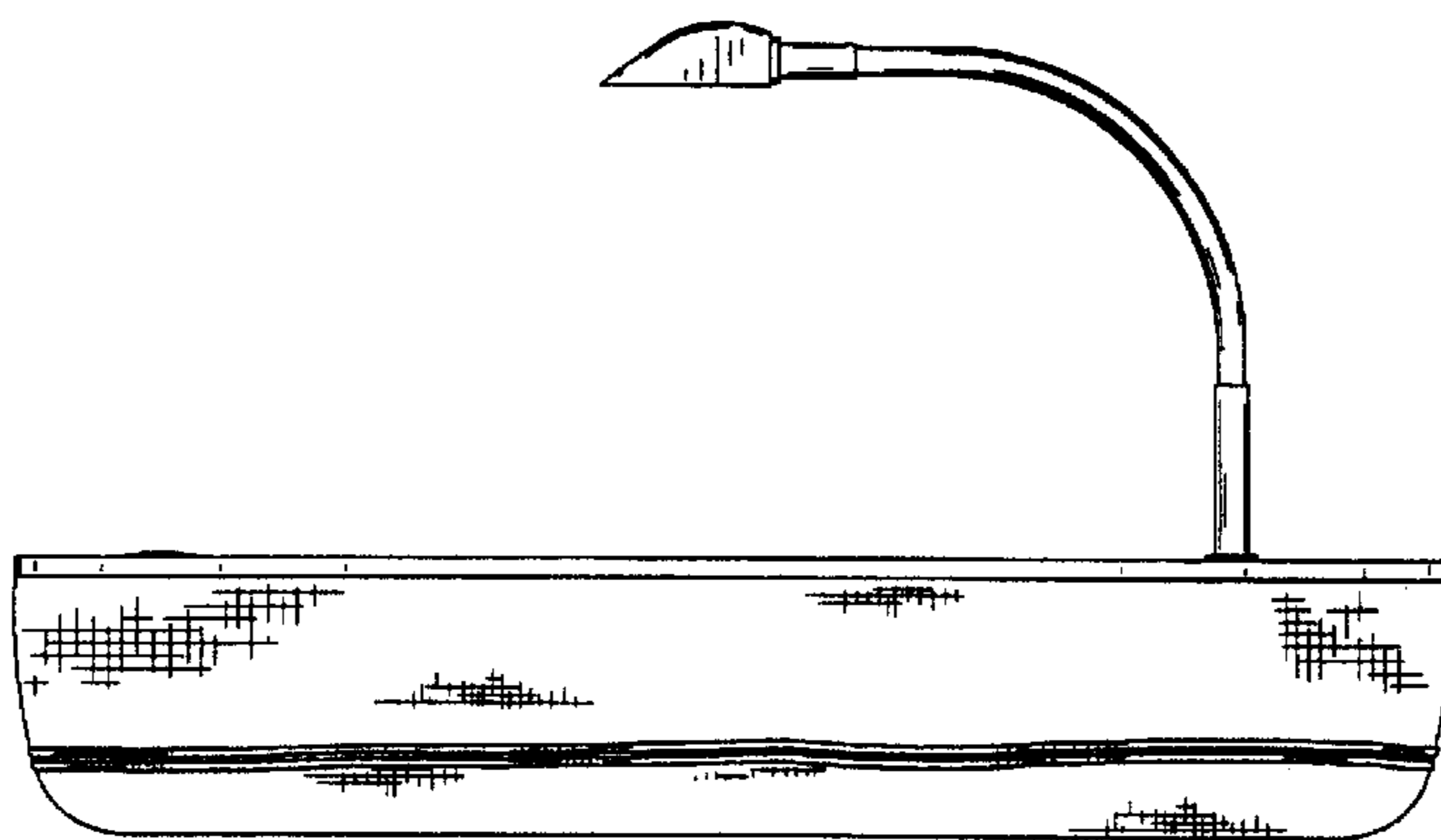


FIG. 7