



US00D472725S

(12) **United States Design Patent**
Natuzzi et al.

(10) **Patent No.:** **US D472,725 S**

(45) **Date of Patent:** **** Apr. 8, 2003**

(54) **SOFA**

(75) **Inventors:** **Pasquale Natuzzi**, Santeramo in Colle (IT); **Annamaria Mastrolonardo**, Adelfia (IT)

(73) **Assignee:** **Industrie Natuzzi S.p.A.**, Sateramo in Colle (IT)

(**) **Term:** **14 Years**

(21) **Appl. No.:** **29/148,174**

(22) **Filed:** **Sep. 17, 2001**

(51) **LOC (7) Cl.** **06-01**

(52) **U.S. Cl.** **D6/381**

(58) **Field of Search** D6/334, 335, 364, D6/371, 381, 500, 501, 502; 297/232

(56) **References Cited**

U.S. PATENT DOCUMENTS

- D400,368 S * 11/1998 Natuzzi et al. D6/381
- D407,573 S * 4/1999 Natuzzi et al. D6/381
- D431,387 S * 10/2000 Natuzzi et al. D6/381
- D431,928 S * 10/2000 Natuzzi et al. D6/381

- D445,587 S * 7/2001 Natuzzi et al. D6/381
- D448,945 S * 10/2001 Natuzzi et al. D6/381
- D451,297 S * 12/2001 Natuzzi et al. D6/381

OTHER PUBLICATIONS

Natuzzi Model 1618, International Home Furnishings Market, High Point, NC, Apr. 1997.*

* cited by examiner

Primary Examiner—Gary D. Watson

(74) *Attorney, Agent, or Firm*—Harrison & Egbert


(57) **CLAIM**

The ornamental design for a sofa, as shown and described.

DESCRIPTION

- FIG. 1 is a front perspective view of a seat showing our new design in the form of a sofa;
- FIG. 2 is a front elevational view thereof;
- FIG. 3 is a top view thereof;
- FIG. 4 is a left side view thereof, the right side view being a mirror image; and,
- FIG. 5 is a rear perspective view thereof.

1 Claim, 3 Drawing Sheets






FIG. 1

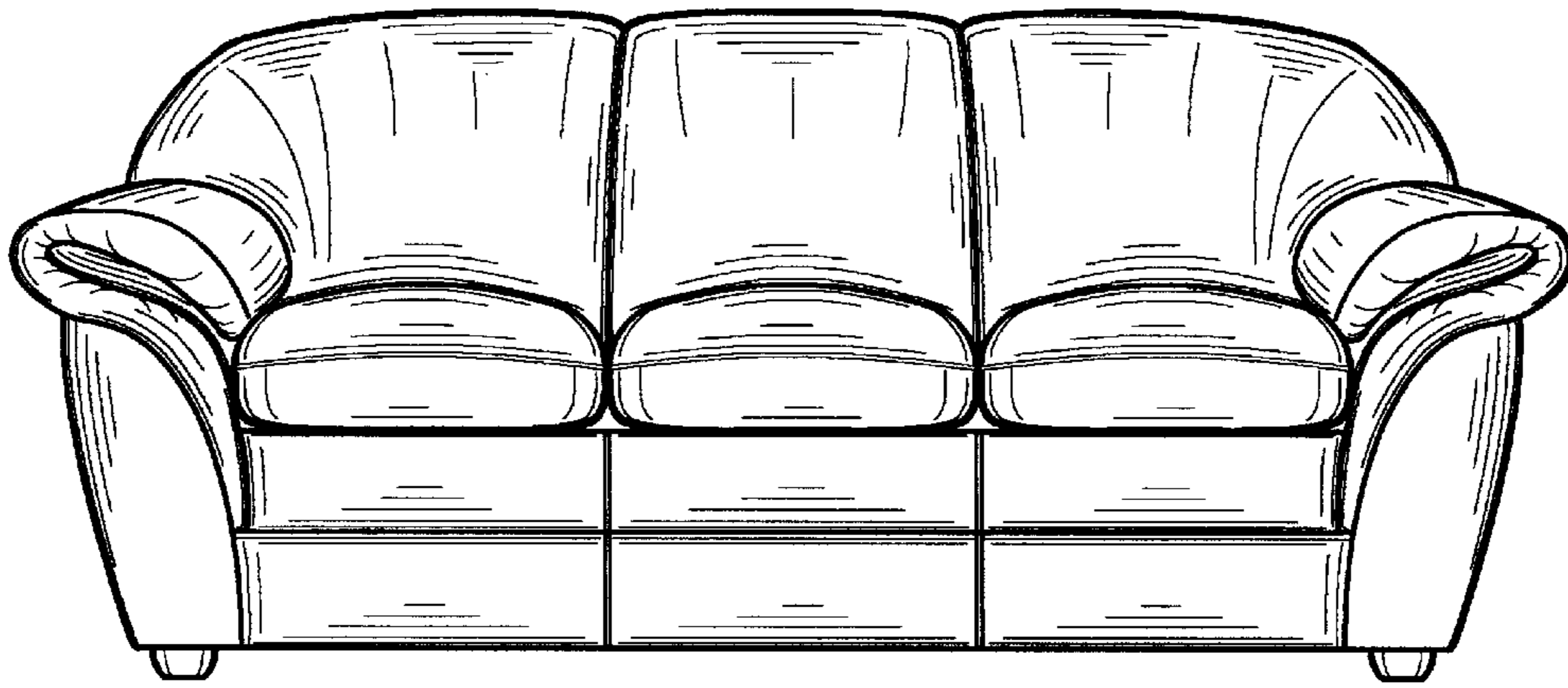


FIG. 2




FIG. 3




FIG. 4




FIG. 5