



US00D472722S

(12) **United States Design Patent**
Moll

(10) **Patent No.:** **US D472,722 S**

(45) **Date of Patent:** **** Apr. 8, 2003**

(54) **CHAIR**

(75) **Inventor:** **Reiner Moll, Schwaebisch Gmuend (DE)**

(73) **Assignee:** **Interstuhl Bueromoebel GmbH & Co. KG, Messstetten (DE)**

(**) **Term:** **14 Years**

(21) **Appl. No.:** **29/145,189**

(22) **Filed:** **Jul. 17, 2001**

(30) **Foreign Application Priority Data**

Jan. 17, 2001 (DE) 401 00 529

(51) **LOC (7) Cl.** **06-01**

(52) **U.S. Cl.** **D6/366**

(58) **Field of Search** D6/334, 335, 364,
D6/365, 366, 367, 500, 501, 502; 297/411.2,
411.27, 411.36

(56) **References Cited**

U.S. PATENT DOCUMENTS

D345,060 S * 3/1994 Duncan D6/366

D417,793 S * 12/1999 Ritch et al. D6/366
D431,400 S * 10/2000 Grove D6/500
D437,497 S * 2/2001 Bräuning D6/366
D437,701 S * 2/2001 Bellini et al. D6/366
D445,580 S * 7/2001 Pennington et al. D6/366
D445,613 S * 7/2001 Ginat D6/500
D449,174 S * 10/2001 Neil D6/366
D453,079 S * 1/2002 Ma D6/366

* cited by examiner

Primary Examiner—Gary D. Watson

(74) *Attorney, Agent, or Firm*—Michael J. Striker

(57) **CLAIM**

The ornamental design for a chair, as shown and described.

DESCRIPTION

FIG. 1 is a side view of a chair showing my new design;
FIG. 2 is a front view thereof; and,
FIG. 3 is a rear view thereof.

1 Claim, 3 Drawing Sheets

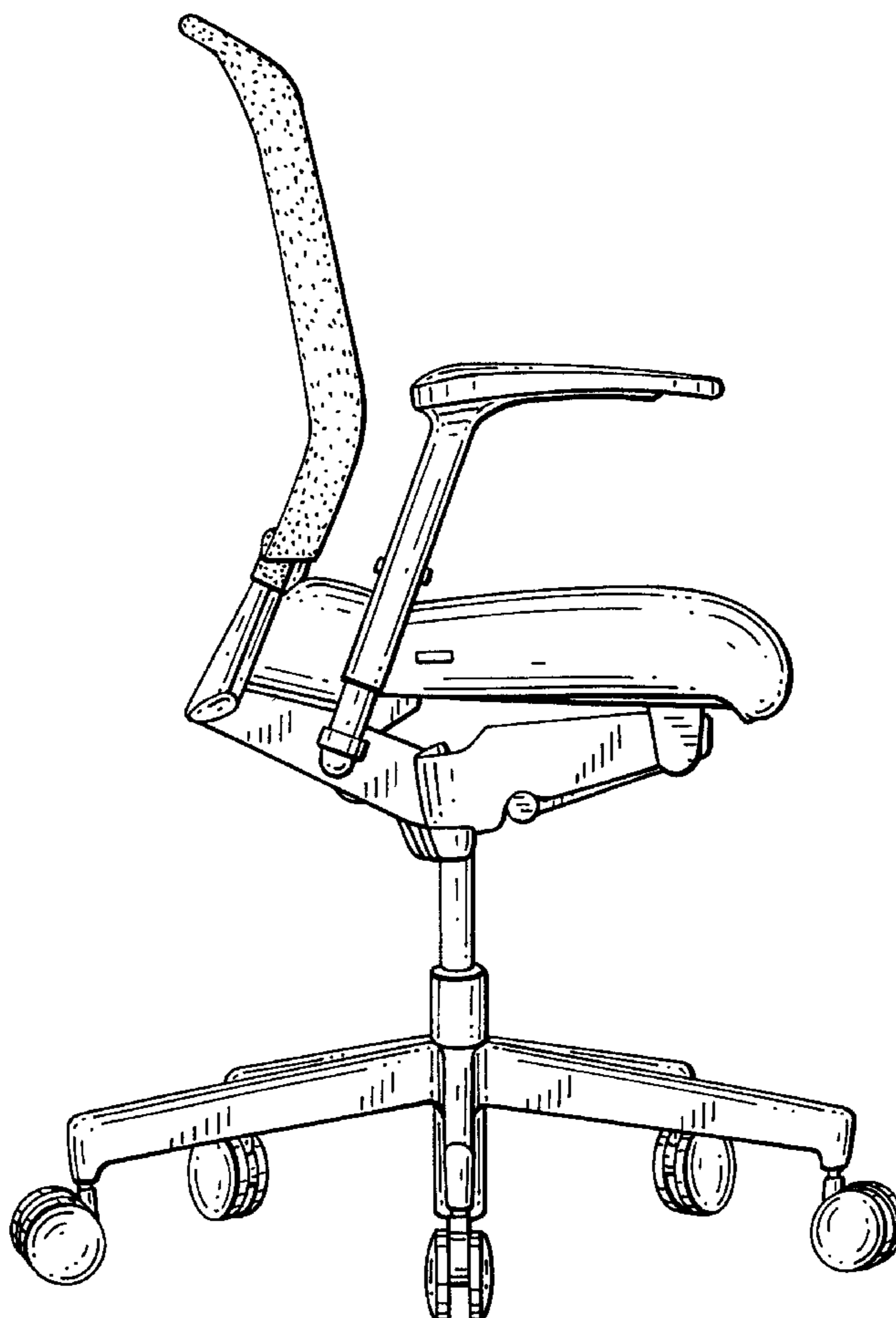


FIG. 1

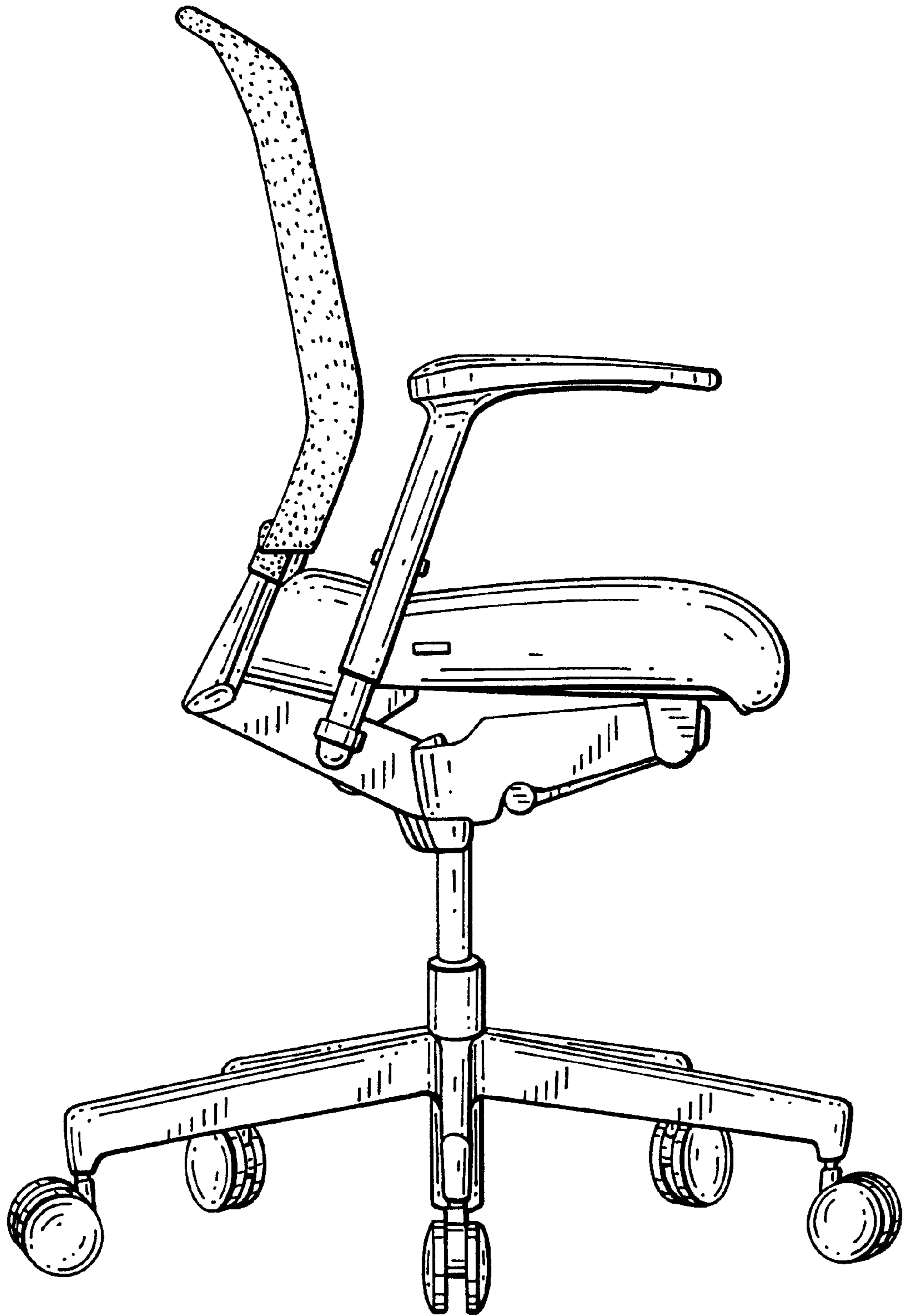


FIG. 2

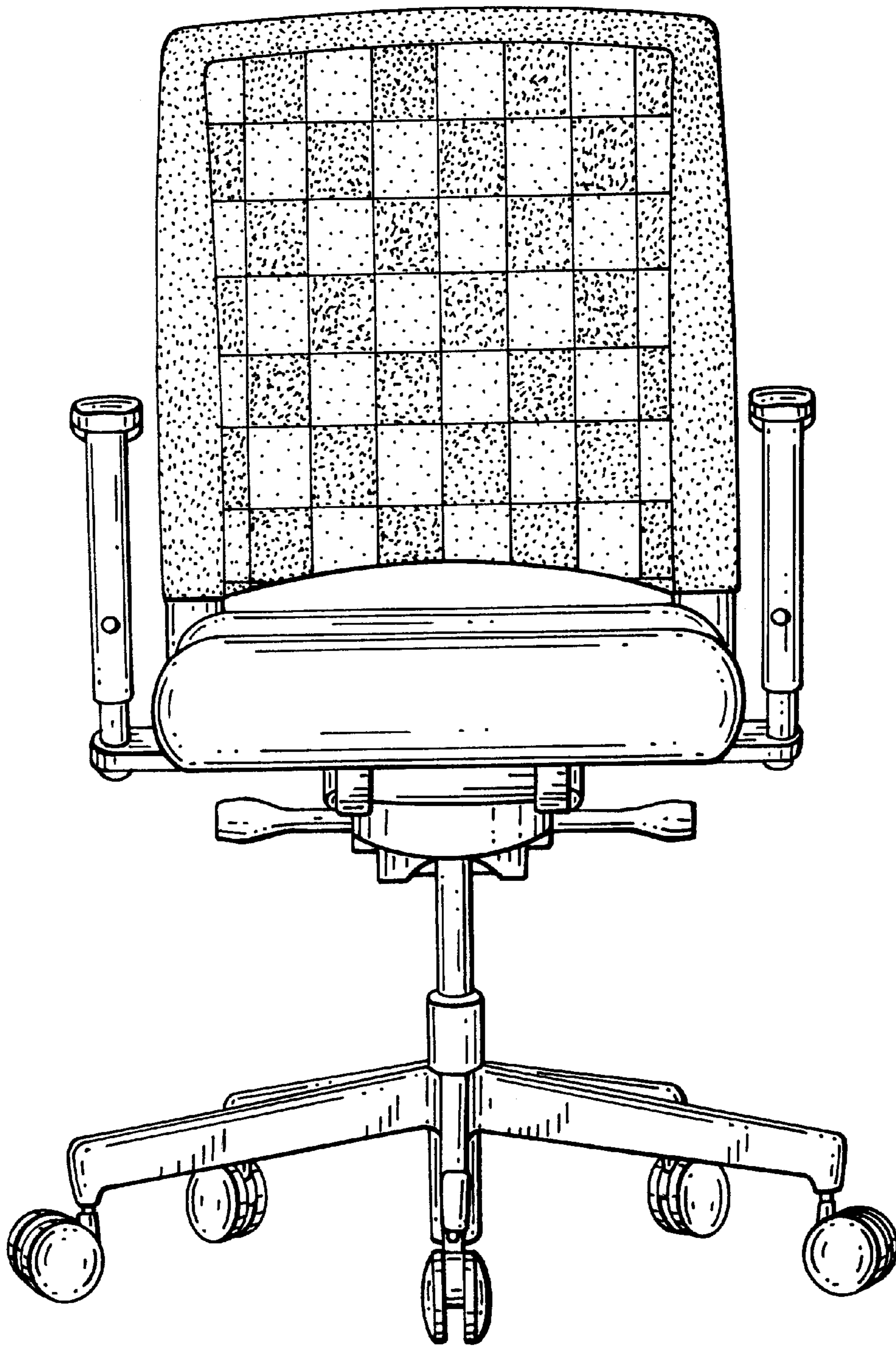


FIG. 3

