



US00D472719S

(12) **United States Design Patent**  
**Berg et al.**

(10) **Patent No.: US D472,719 S**

(45) **Date of Patent: \*\* Apr. 8, 2003**

(54) **DISPLAY**  
(75) Inventors: **Dan Berg**, Minneapolis, MN (US);  
**Jason Johnson**, Minneapolis, MN (US)  
(73) Assignee: **Skyline Displays, Inc.**, Eagan, MN  
(US)  
(\*\*) Term: **14 Years**

5,711,131 A 1/1998 Thomas ..... 52/656.9  
5,822,945 A 10/1998 Muller ..... 52/646  
6,009,930 A \* 1/2000 Jantschek ..... 160/135  
6,079,178 A 6/2000 Fisher ..... 52/690  
6,149,021 A 11/2000 Beaulieu ..... 211/201  
D446,659 S \* 8/2001 Ludwig et al. .... D6/332  
D455,016 S \* 4/2002 Newhouse ..... D6/332

(21) Appl. No.: **29/148,161**  
(22) Filed: **Sep. 13, 2001**  
(51) **LOC (7) Cl. .... 06-04**  
(52) **U.S. Cl. .... D6/332**  
(58) **Field of Search** ..... D6/332, 396, 397,  
D6/449, 454; D20/39; D25/58; 40/603,  
605, 610; 52/633, 645, 646

**OTHER PUBLICATIONS**

Skyline Displays, Inc., *ps2000 brochure*, 2001.  
Skyline Displays, Inc., *imagine that. brochure*, 2000.  
Skyline Displays, Inc., *design ideas brochure*, 2000.  
Skyline Displays, Inc., *How Do You Market Your e-Business  
Offline? brochure*, 2001.  
Skyline Displays, Inc., *mirage plus brochure*, 2001.  
Skyline Displays, Inc., *skytruss brochure*, 2001.  
Trussworks, Truss Catalog web page printout, *Truss Parts*,  
Aug. 17, 2001.  
Trussworks, Truss Catalog web page printout, *Trussworks  
Photos, Graphics Frame*, p. 1, Aug. 17, 2001.  
Trussworks, Truss Catalog web page printout, *Trussworks  
Photos, Graphics Frame*, p. 2, Aug. 17, 2001.  
Trussworks, Truss Catalog web page printout, *Trussworks  
Photos, Exhibit Photos*, p. 1, Aug. 17, 2001.  
Trussworks, Truss Catalog web page printout, *Trussworks  
Photos, Graphics Frame*, p. 12 Aug. 17, 2001.

(56) **References Cited**

**U.S. PATENT DOCUMENTS**

2,914,872 A \* 12/1959 Goodrich ..... D6/332 X  
3,466,777 A \* 9/1969 Wistrand et al. .... 40/605  
D232,172 S \* 7/1974 Themis ..... D25/58  
D236,868 S \* 9/1975 Levy ..... D6/332  
D237,663 S \* 11/1975 Levy ..... D6/332  
4,043,086 A \* 8/1977 Kaulfuss et al. .... D25/58 X  
4,120,124 A \* 10/1978 Temple et al. .... 52/126.4  
4,121,645 A \* 10/1978 Behr ..... D6/332 X  
D250,378 S \* 11/1978 Woods ..... D25/58  
4,194,313 A \* 3/1980 Downing ..... 40/610  
4,471,548 A 9/1984 Goudie ..... 40/610  
4,631,881 A 12/1986 Charman ..... 52/220  
4,658,560 A 4/1987 Beaulieu ..... 52/646  
4,700,498 A 10/1987 Perutz et al. .... 40/603  
4,949,490 A \* 8/1990 Miller ..... 40/605  
4,986,038 A 1/1991 Backer ..... 52/71  
D317,469 S \* 6/1991 Beaulieu ..... D20/10  
5,115,623 A 5/1992 Ahlberg ..... 52/646  
5,123,550 A 6/1992 Nodskov et al. .... 211/189  
5,269,112 A 12/1993 Weinrub et al. .... 52/646  
5,323,836 A 6/1994 Tuttle et al. .... 160/135  
D354,818 S \* 1/1995 Johnson ..... D25/58  
5,501,051 A 3/1996 Harlan ..... 52/646  
5,537,766 A 7/1996 Nickens et al. .... 40/605  
5,561,960 A 10/1996 Minnick et al. .... 52/578  
D385,044 S \* 10/1997 Johnson ..... D25/58

\* cited by examiner

*Primary Examiner*—Cathron C. Brooks  
(74) *Attorney, Agent, or Firm*—Patterson, Thuente, Skaar &  
Christensen

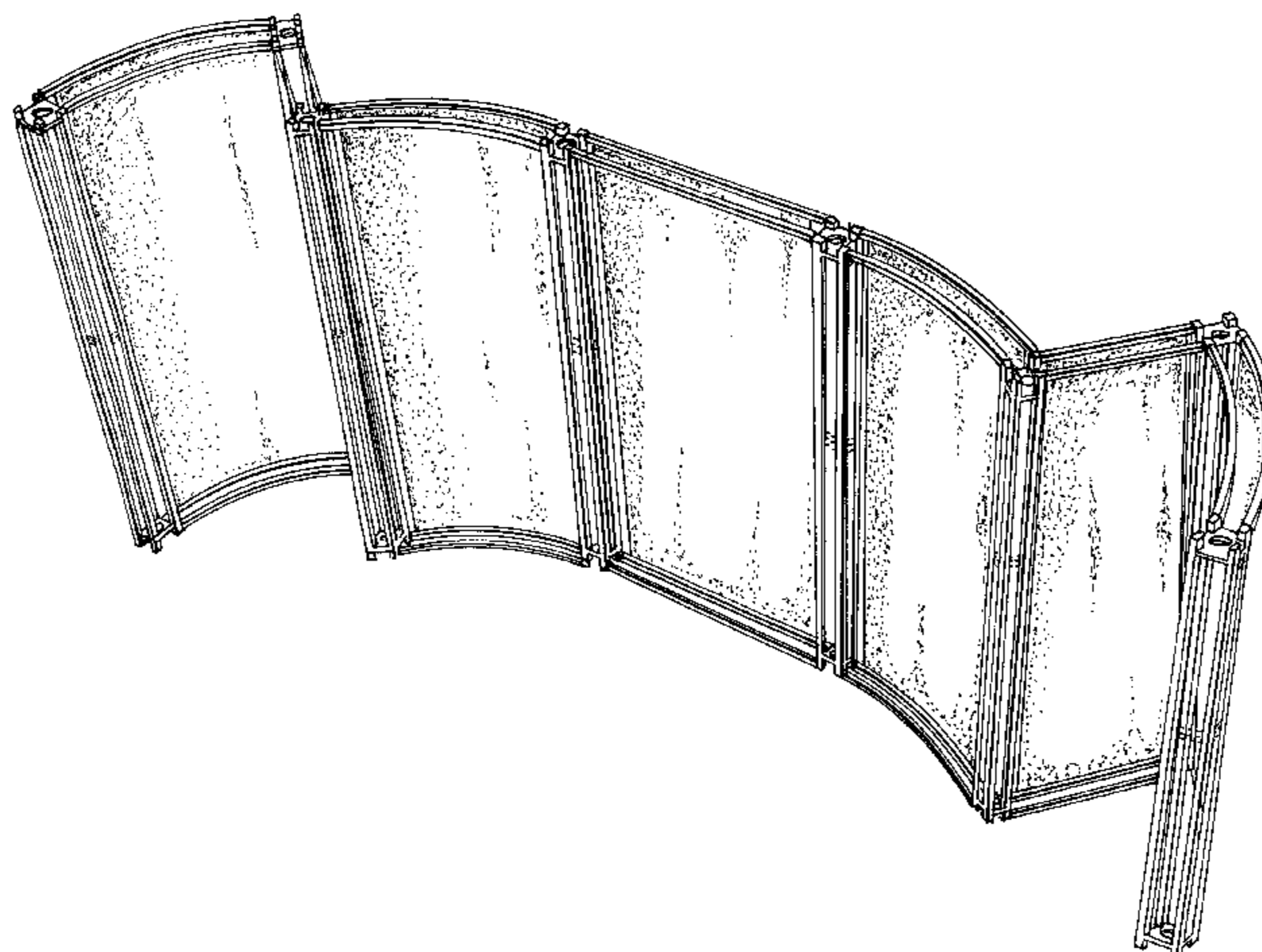
(57) **CLAIM**

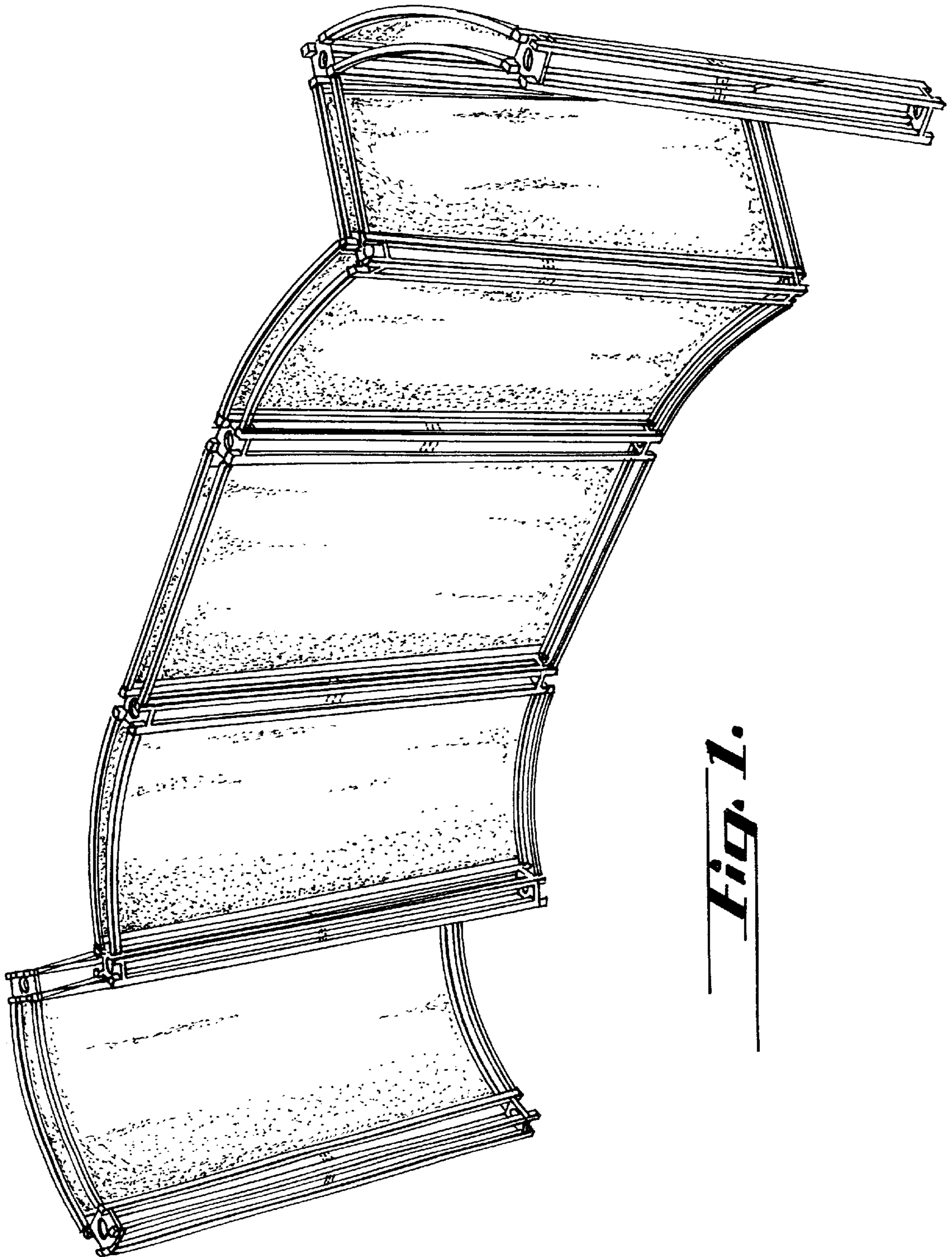
The ornamental design for display, as shown.

**DESCRIPTION**

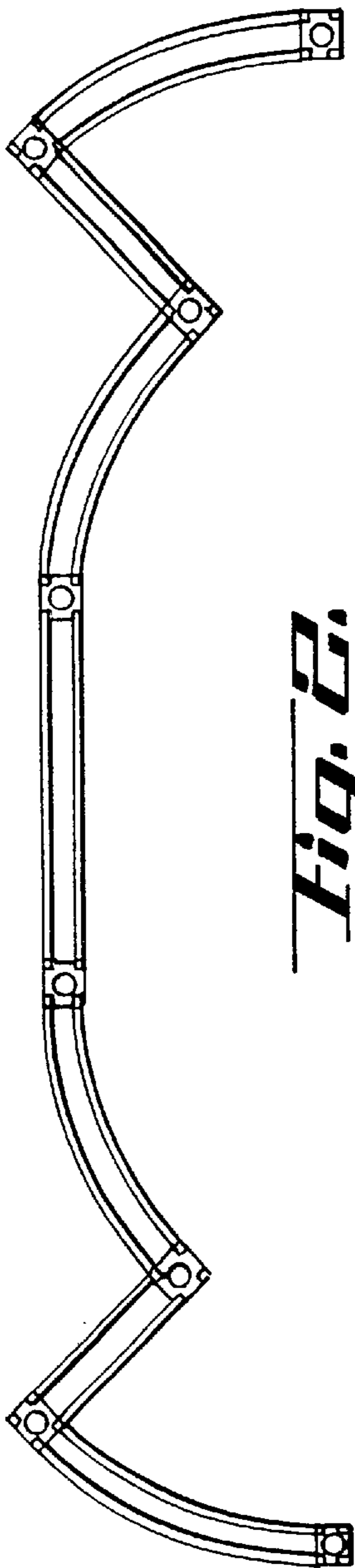
FIG. 1 is a perspective view of a display according to the invention.  
FIG. 2 is a plan view of a display according to the invention.  
FIG. 3 is a front elevational view of a display according to the invention; and,  
FIG. 4 is a side elevational view of a display according to the invention.

**1 Claim, 2 Drawing Sheets**

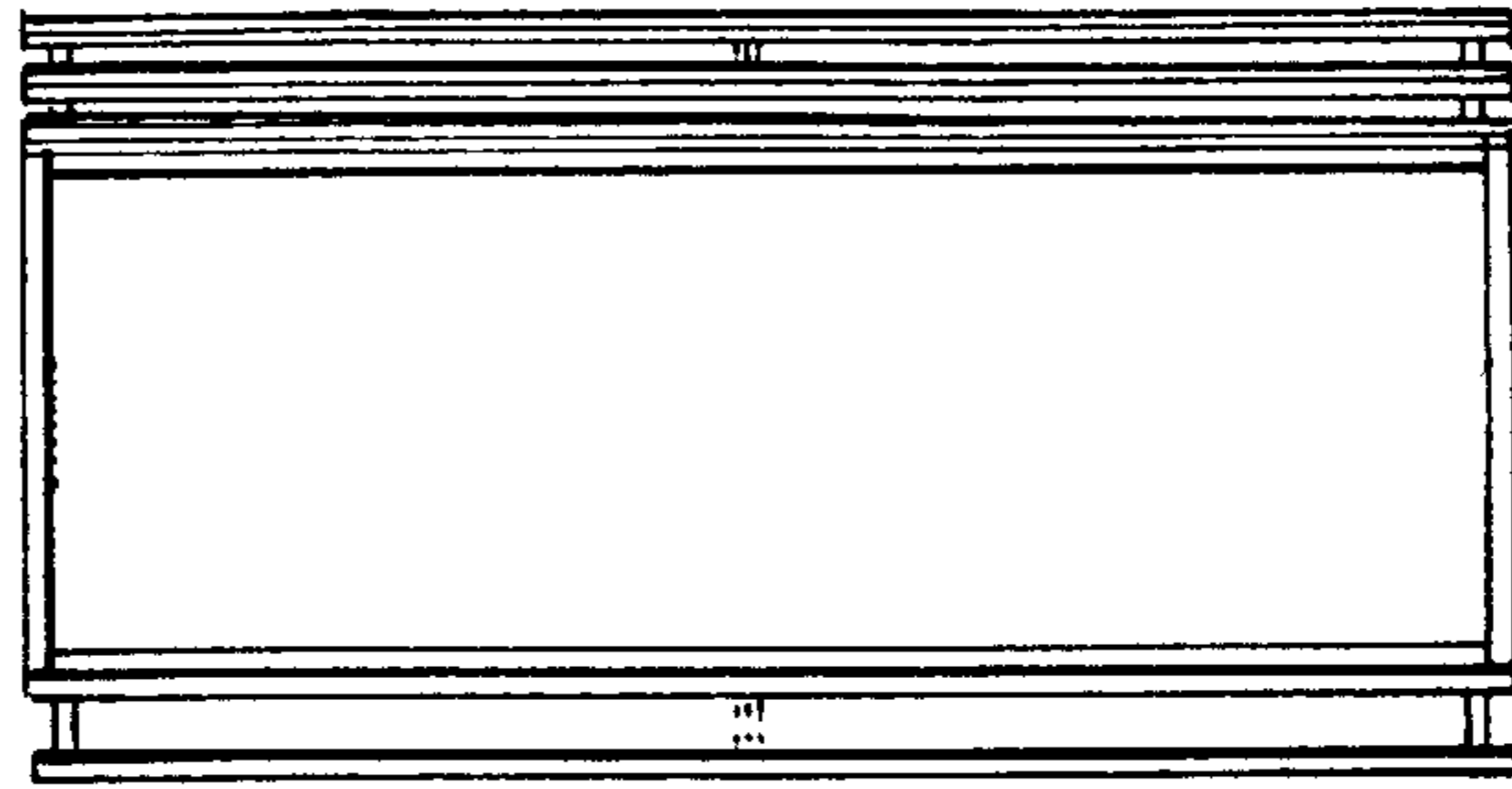




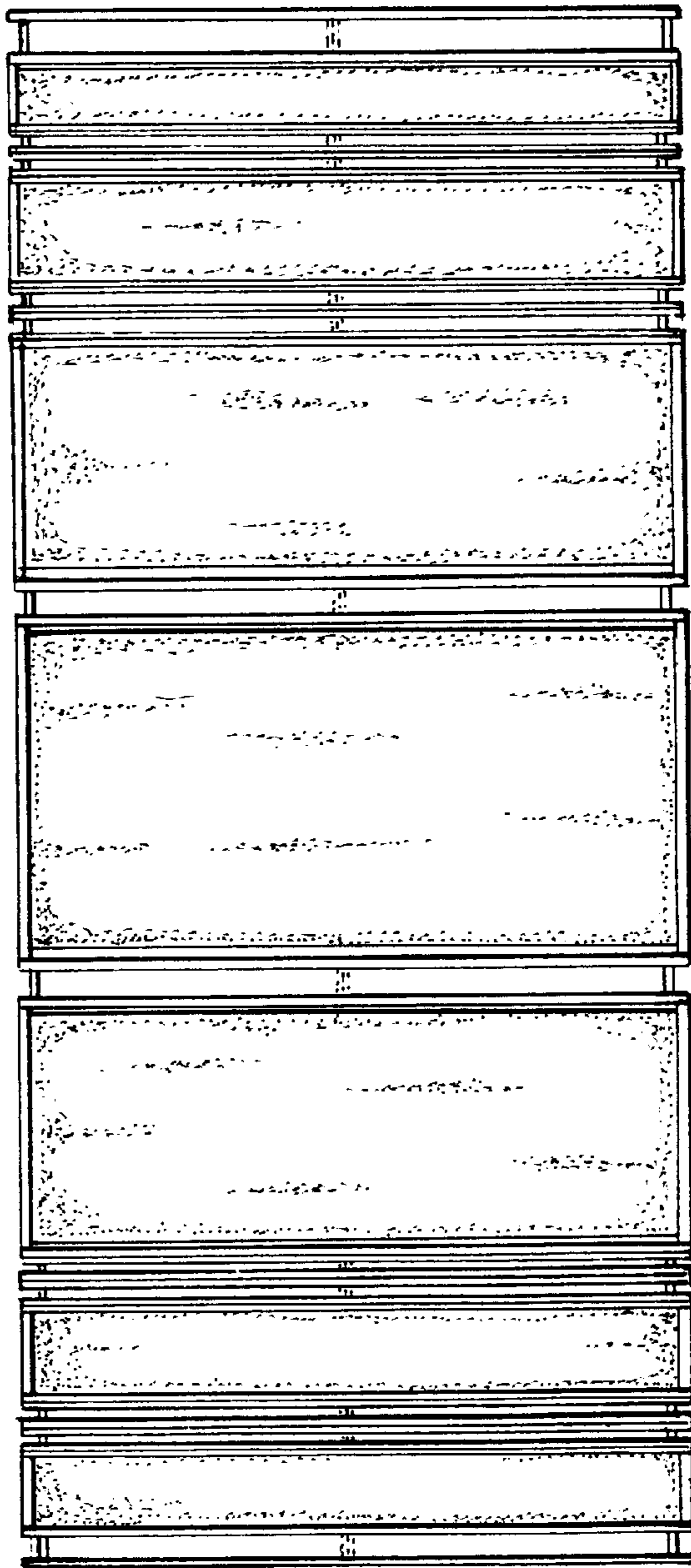
*Fig. 1.*



*Fig. 2.*



*Fig. 4.*



*Fig. 3.*