



US00D472712S

(12) **United States Design Patent**
Sagen

(10) **Patent No.:** **US D472,712 S**

(45) **Date of Patent:** **** Apr. 8, 2003**

(54) **TOOL ORGANIZER**

(76) **Inventor:** **George R. Sagen**, 11911 Paseo Bonita,
Los Alamitos, CA (US) 90720

(**) **Term:** **14 Years**

(21) **Appl. No.:** **29/157,309**

(22) **Filed:** **Mar. 15, 2002**

(51) **LOC (7) Cl.** **03-01**

(52) **U.S. Cl.** **D3/315; D3/313**

(58) **Field of Search** **D3/313, 314, 315,**
D3/304, 905; 206/349, 372, 373

(56) **References Cited**

U.S. PATENT DOCUMENTS

3,298,532 A	1/1967	Wilcke	
4,947,998 A	8/1990	Smeller	211/70.6
5,092,463 A *	3/1992	Dees	206/373
5,350,065 A	9/1994	Darrey	206/373
5,379,885 A *	1/1995	Chen	206/216
5,390,944 A *	2/1995	Sherwin	211/70.6
D382,998 S	9/1997	Conigliaro	D3/313
5,704,496 A	1/1998	Latta	211/70.6
5,810,177 A	9/1998	Cabiran	211/70.6

5,924,568 A *	7/1999	Zajonc	206/373
D426,062 S *	6/2000	Shui-Shang	D3/315
6,105,768 A *	8/2000	Brown	206/373
D430,729 S *	9/2000	Boyette et al.	D3/315
D431,363 S *	10/2000	Boyette et al.	D3/315

* cited by examiner

Primary Examiner—Philip S. Hyder

(74) *Attorney, Agent, or Firm*—Eric Karich

(57) **CLAIM**

The ornamental design for a tool organizer, as shown and described.

DESCRIPTION

FIG. 1 is a perspective view of a tool organizer, showing my new design;

FIG. 2 is a sectional view thereof taken along line 2—2 in FIG. 1;

FIG. 3 is a front elevational view thereof, the right side elevation, left side elevation, and rear elevation views being mirror images thereof;

FIG. 4 is a top plan view thereof; and,

FIG. 5 is a bottom plan view thereof.

1 Claim, 3 Drawing Sheets

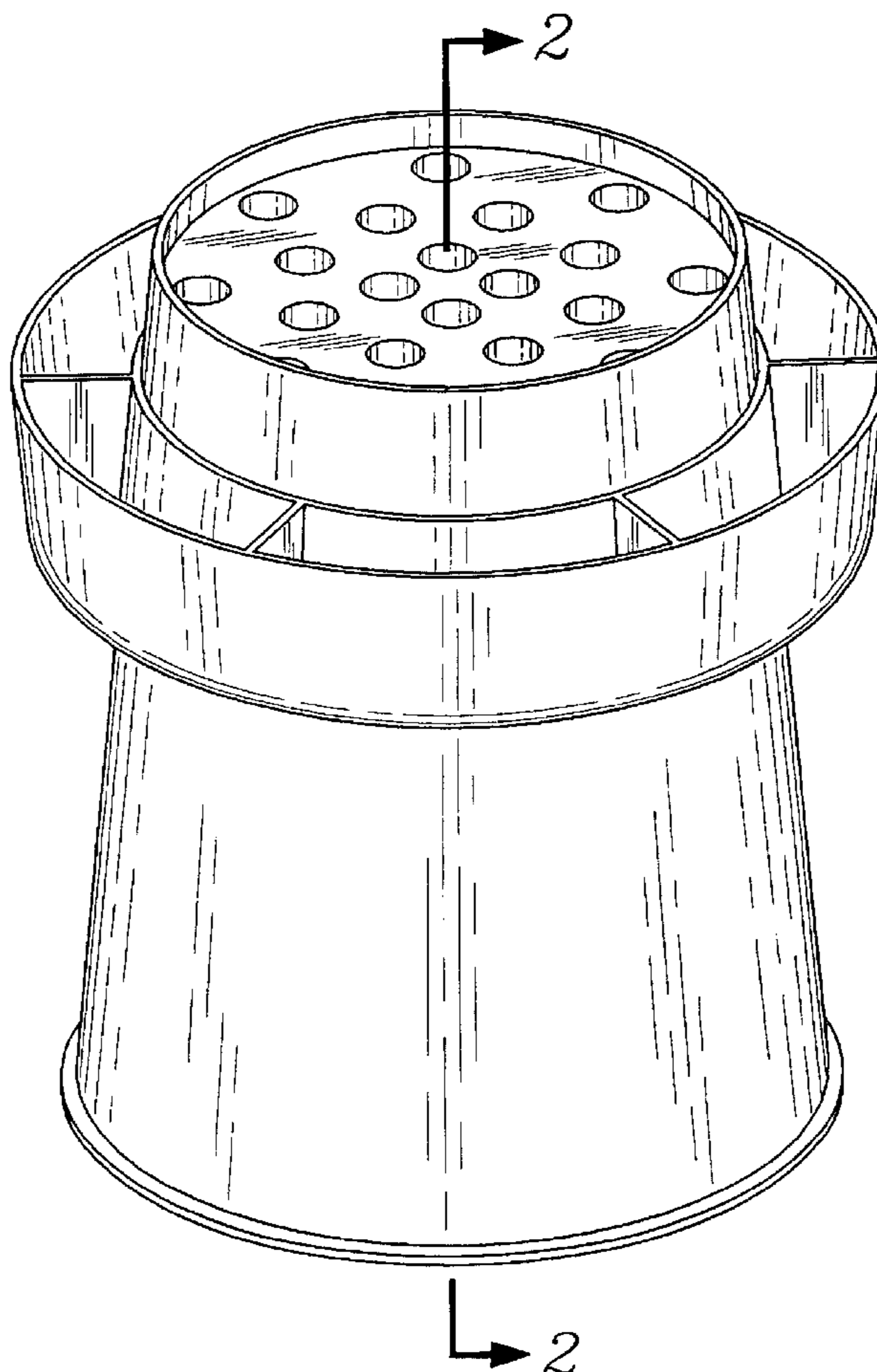


Fig. 1

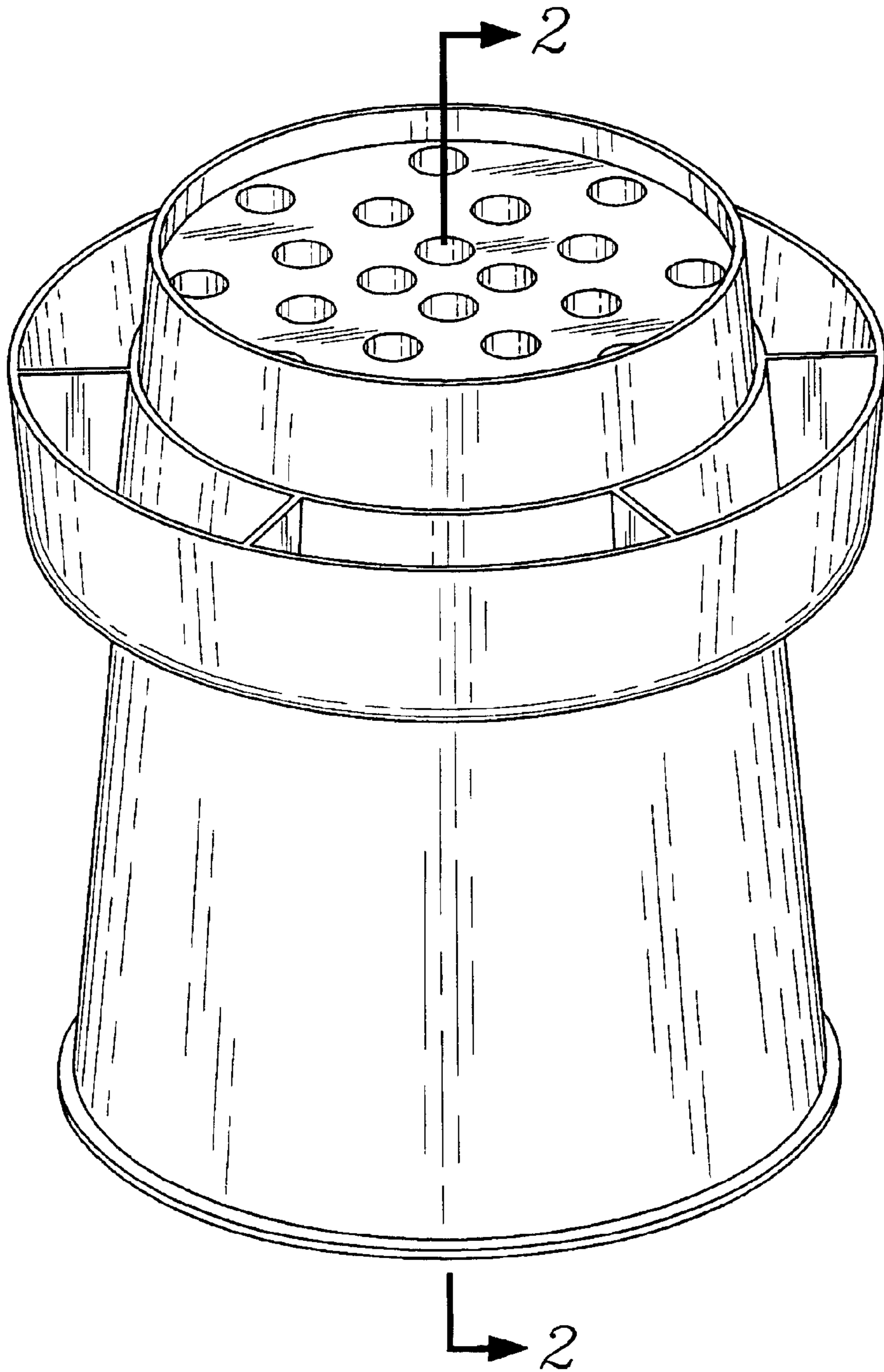


Fig. 2

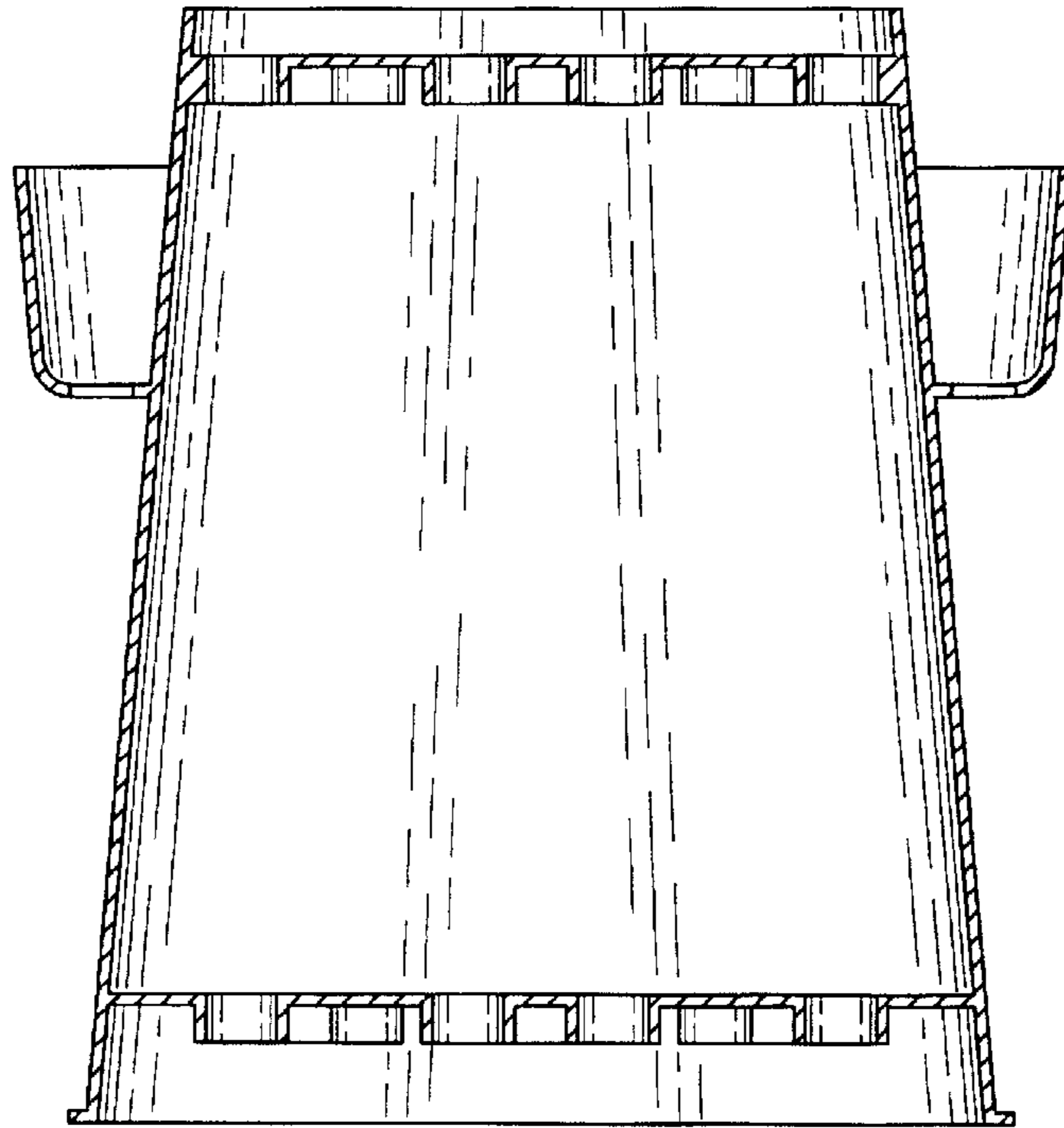


Fig. 3

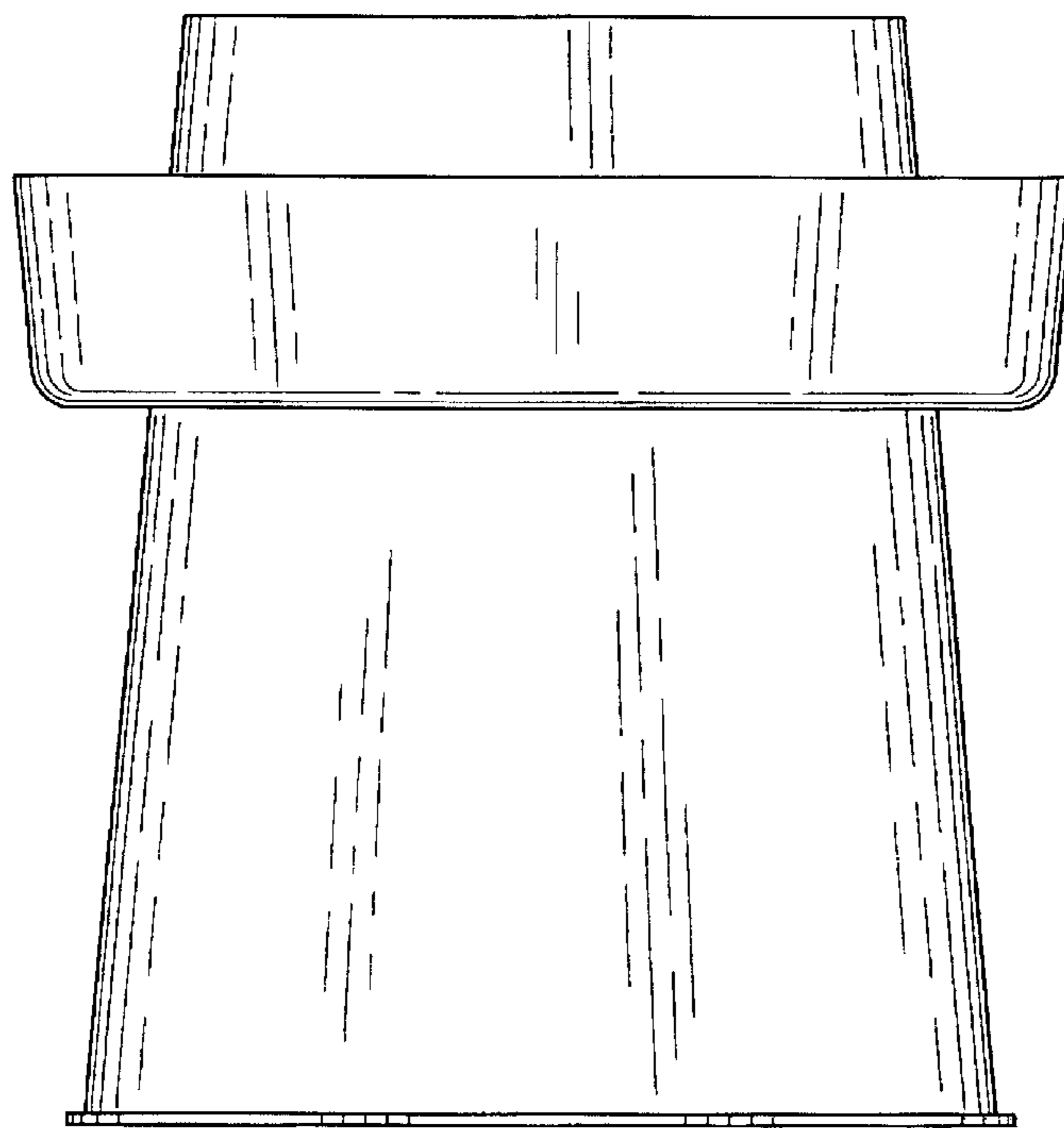


Fig. 4

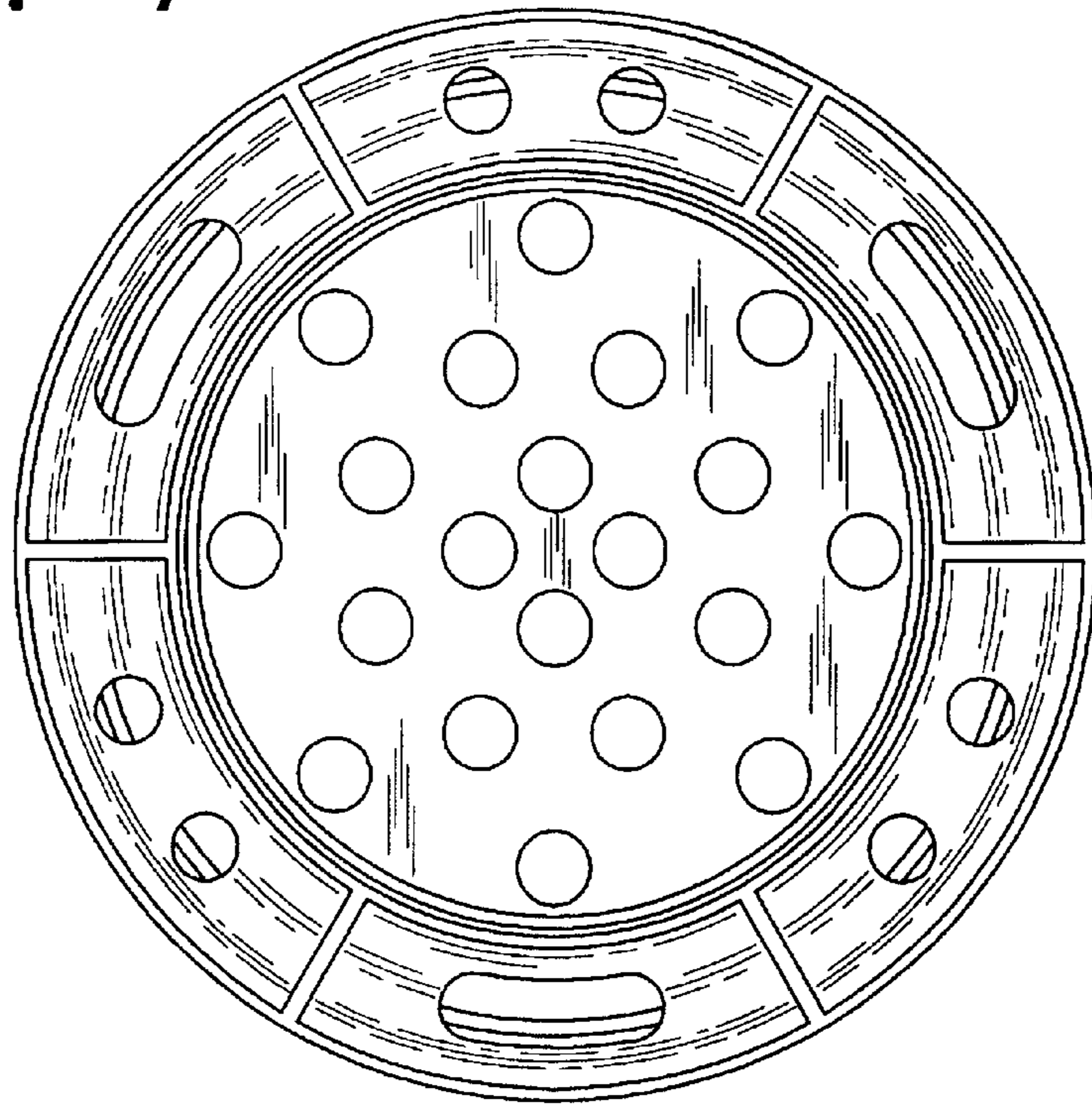


Fig. 5

