



US00D472711S

(12) **United States Design Patent**  
**Chen**

(10) **Patent No.:** **US D472,711 S**

(45) **Date of Patent:** **\*\* Apr. 8, 2003**

(54) **DRAWER ORGANIZER TRAY**

D450,185 S \* 11/2001 Dembicks ..... D3/313

(75) Inventor: **Peter Chen**, West Windsor, NJ (US)

**OTHER PUBLICATIONS**

(73) Assignee: **Officemate International Corp.**,  
Edison, NJ (US)

Sterlite Corp. 1993 Drawer Organizer.\*  
The Container Store 1995 The Container Store 1995 p.  
15—junk drawer organizer p. 21—divided trays.\*

(\*\*) Term: **14 Years**

\* cited by examiner

(21) Appl. No.: **29/166,238**

*Primary Examiner*—Louis S. Zarfaz

(22) Filed: **Aug. 23, 2002**

*Assistant Examiner*—Deanne Levy

(51) **LOC (7) Cl.** ..... **03-01**

(74) *Attorney, Agent, or Firm*—Daniel Kirshner

(52) **U.S. Cl.** ..... **D3/313**

(58) **Field of Search** ..... D3/304, 310–314,  
D3/901, 903; 206/6.1, 557, 558, 561–564,  
566; 220/507, 557, 553; D9/341, 347; D19/75,  
83, 86, 92

(57) **CLAIM**

The ornamental design for a drawer organizer tray, as shown.

(56) **References Cited**

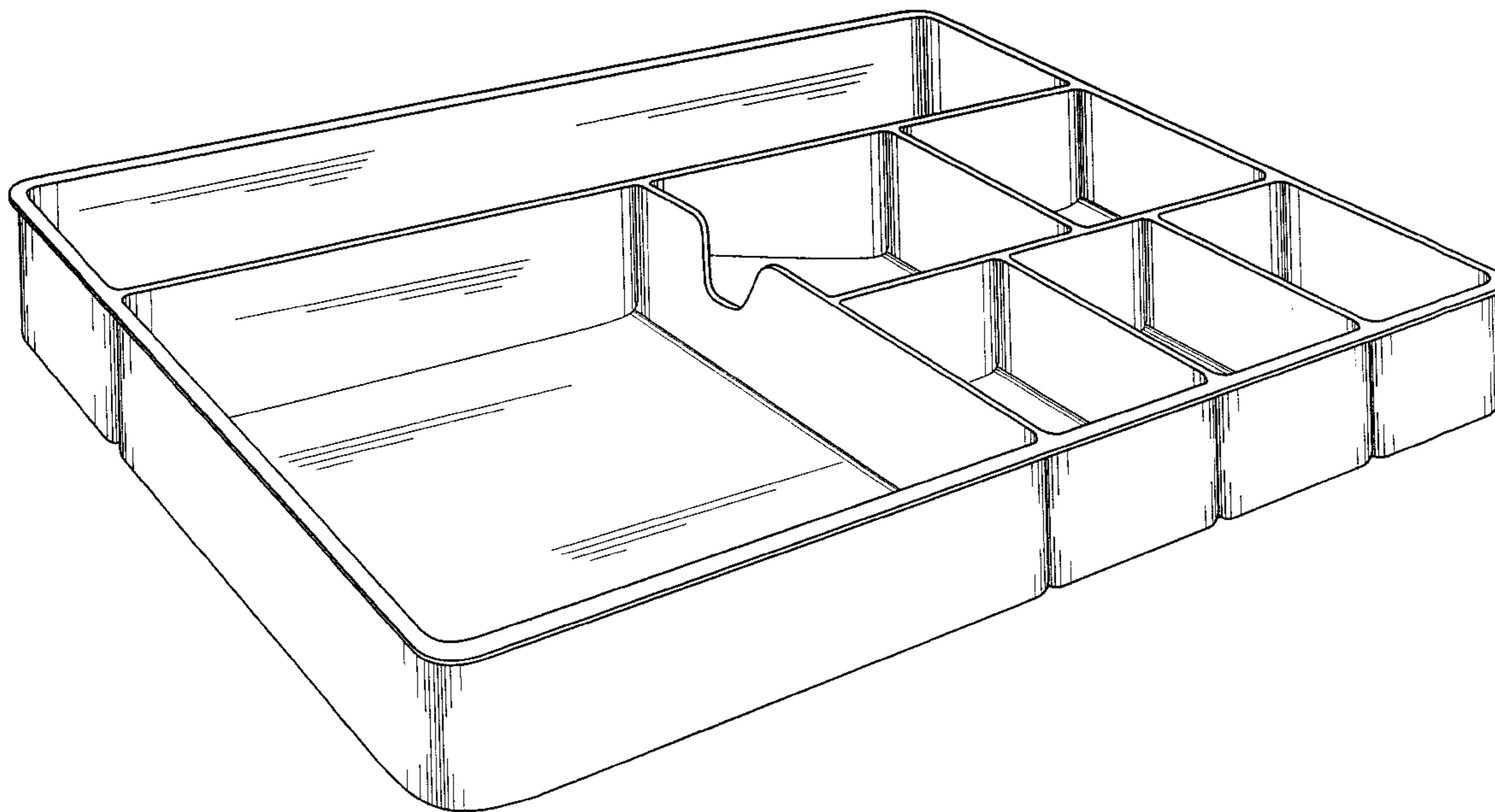
**U.S. PATENT DOCUMENTS**

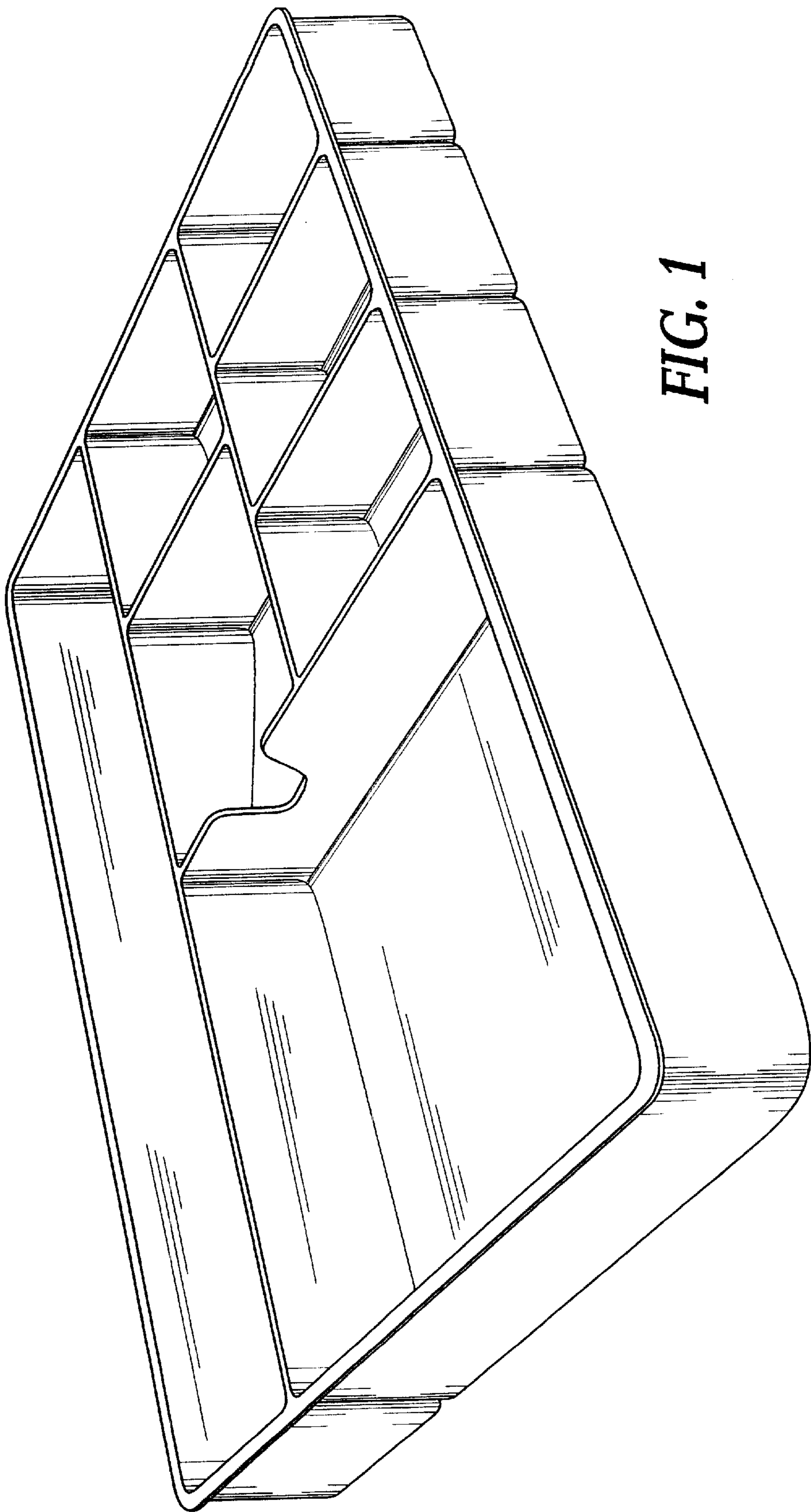
D321,074 S	*	10/1991	Eby	.....	D9/341
5,156,288 A	*	10/1992	Levy	.....	220/6
D380,299 S	*	7/1997	Schlaeger et al.	.....	D9/347
D392,804 S	*	3/1998	Wilkening et al.	.....	D3/307
D419,772 S	*	2/2000	Williams	.....	D3/313
D422,141 S	*	4/2000	Dembicks	.....	D3/304

**DESCRIPTION**

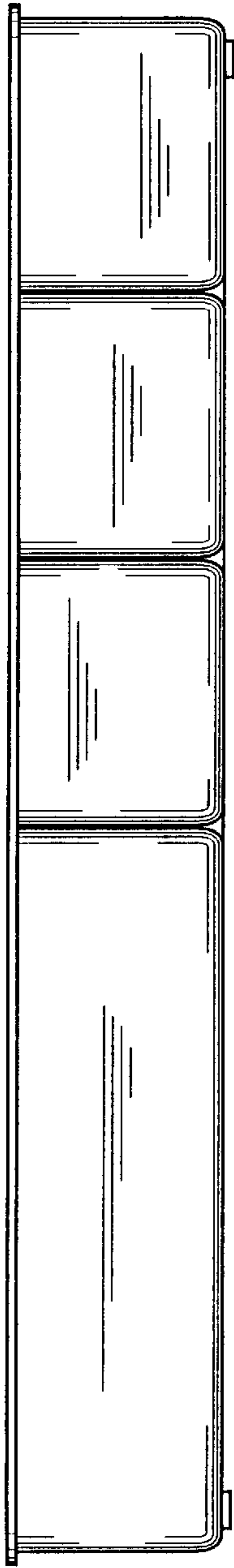
FIG. 1 is a front perspective view of the drawer organizer tray showing the design;  
FIG. 2 is a front elevational view thereof;  
FIG. 3 is a rear elevational view thereof;  
FIG. 4 is a right side elevational view thereof;  
FIG. 5 is a left side elevational view thereof;  
FIG. 6 is a top plan view thereof; and,  
FIG. 7 is a bottom plan view thereof.

**1 Claim, 4 Drawing Sheets**







**FIG. 1**




*FIG. 2*



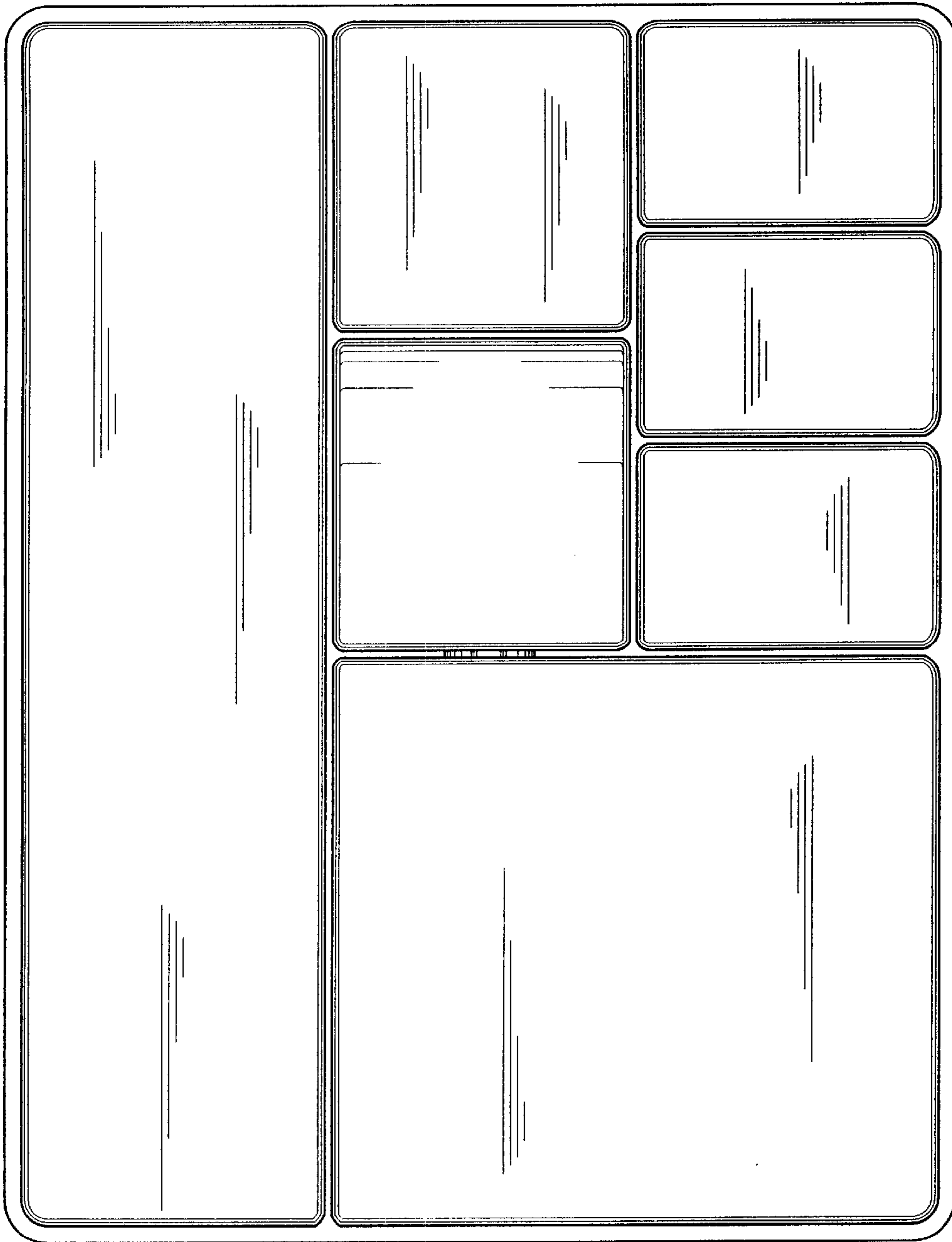
*FIG. 3*




*FIG. 4*



*FIG. 5*



*FIG. 6*



*FIG. 7*