



US00D472710S

(12) **United States Design Patent**  
**Dembicks**

(10) **Patent No.:** **US D472,710 S**

(45) **Date of Patent:** **\*\* Apr. 8, 2003**

(54) **THIRTY-SEVEN COMPARTMENT SOCKET TRAY**

D432,790 S \* 10/2000 Streich et al. .... D3/318

\* cited by examiner

(75) Inventor: **Tyler J. Dembicks**, Raleigh, NC (US)

*Primary Examiner*—Louis S. Zarfaz

(73) Assignee: **Andrews Toolworks, Inc.**, Raleigh, NC (US)

*Assistant Examiner*—Deanne Levy

(74) *Attorney, Agent, or Firm*—Andrews Toolworks, Inc.

(\*\*) Term: **14 Years**

(57) **CLAIM**

An ornamental design for a thirty-seven compartment socket tray, as shown and described.

(21) Appl. No.: **29/155,585**

(22) Filed: **Feb. 13, 2002**

**DESCRIPTION**

(51) **LOC (7) Cl.** ..... **03-01**

FIG. 1 is a perspective view of the thirty-seven compartment socket tray according to the subject invention.

(52) **U.S. Cl.** ..... **D3/313**

FIG. 2 is a side view of the thirty-seven compartment socket tray in FIG. 1.

(58) **Field of Search** ..... D3/304, 313, 314, D3/315, 201, 901, 905; 206/557, 558, 561–565, 391, 372, 327, 376–378, 389; D19/75, 92; 248/314; 211/70.6; 220/500, 507; D8/71; D9/347

FIG. 3 is a vertical section along line 3—3 of the thirty-seven compartment socket tray in FIG. 1.

FIG. 4 is a front view of the thirty-seven compartment socket in FIG. 1.

(56) **References Cited**

FIG. 5 is a rear view of the thirty-seven compartment socket tray in FIG. 1.

**U.S. PATENT DOCUMENTS**

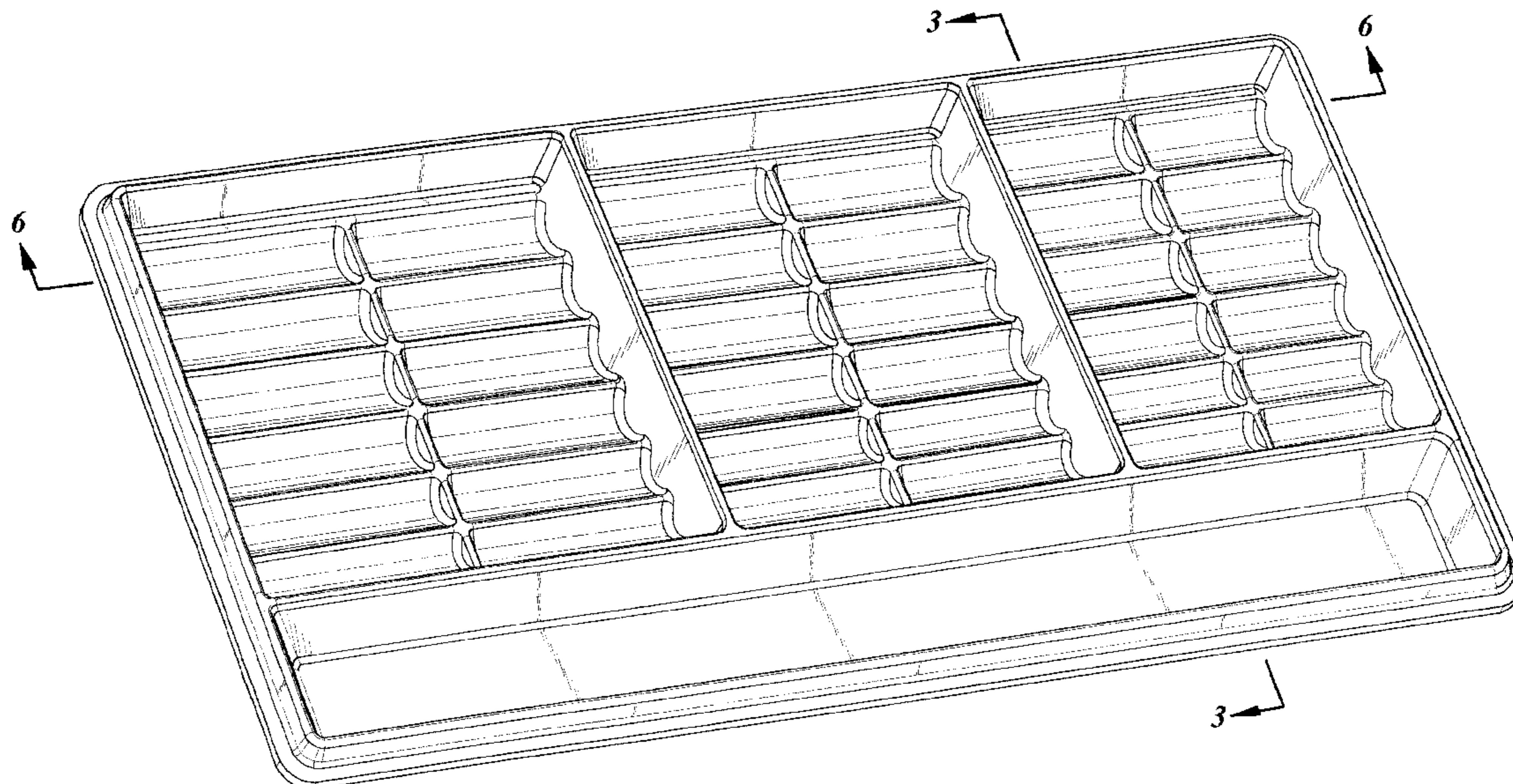
FIG. 6 is a vertical section along line 6—6 of the thirty-seven compartment socket tray in FIG. 1.

2,944,696	A	*	7/1960	Effgen	.....	220/507
D278,253	S	*	4/1985	Evenson	.....	D19/75
D279,384	S	*	6/1985	Evenson	.....	D19/75
4,648,524	A	*	3/1987	Ackermann	.....	220/507
D360,529	S	*	7/1995	Balzen	.....	D3/313
5,500,631	A	*	3/1996	Negus	.....	206/350
D423,219	S	*	4/2000	Dembicks	.....	D3/313
D424,807	S	*	5/2000	Dembicks	.....	D3/313

FIG. 7 is a top view of the thirty-seven compartment socket tray in FIG. 1; and,

FIG. 8 is a bottom view of the thirty-seven compartment socket tray in FIG. 1.

**1 Claim, 4 Drawing Sheets**



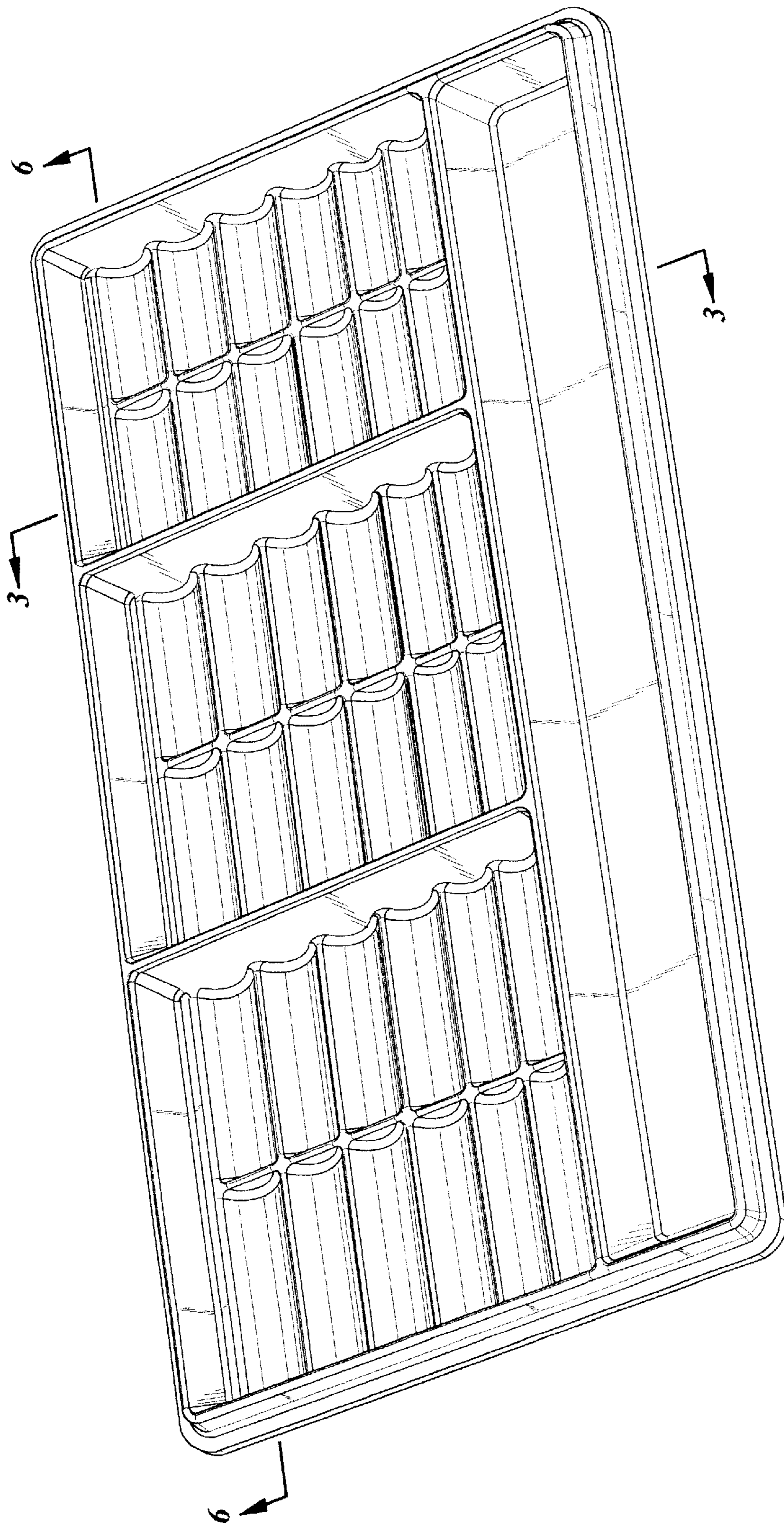


FIG. 1



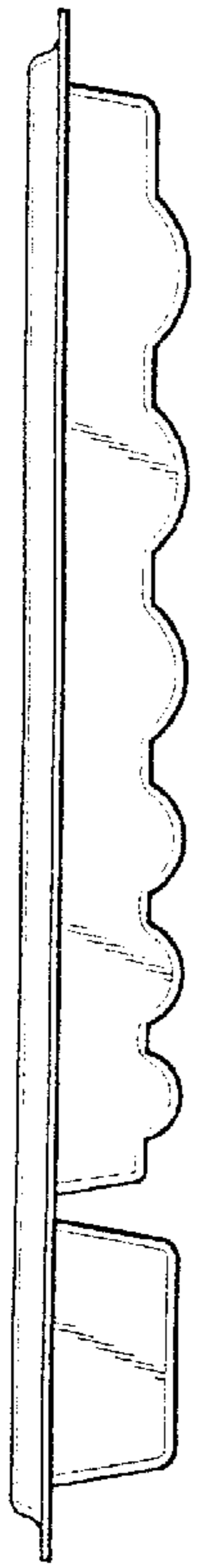


FIG. 2

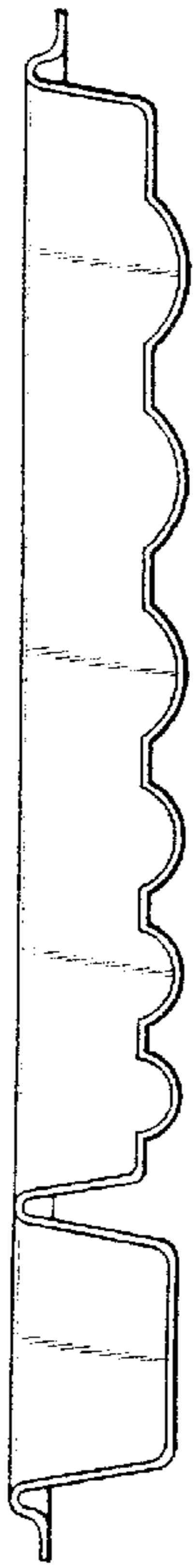


FIG. 3



FIG. 4




FIG. 5




FIG. 6

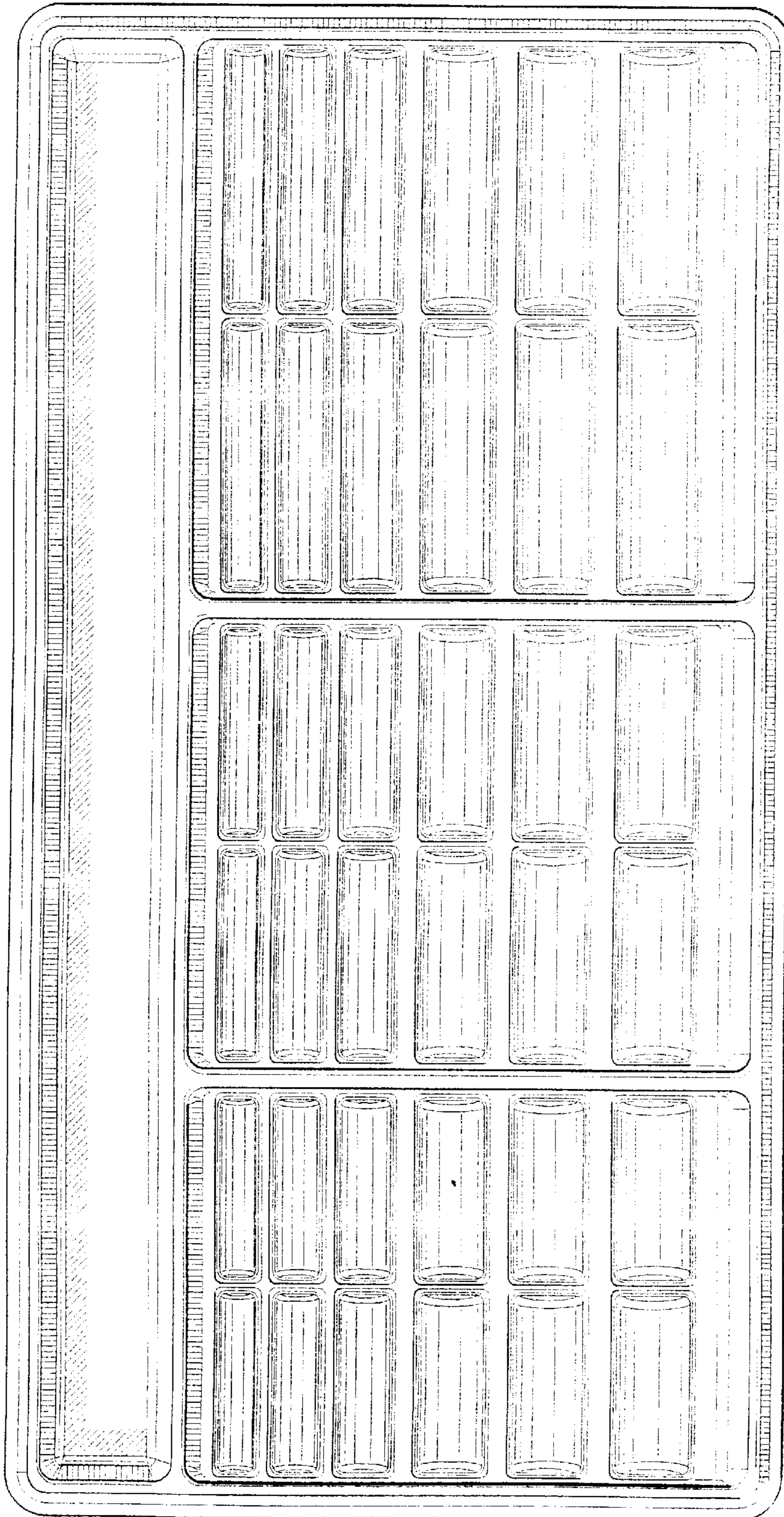



FIG. 7





*FIG. 8*