



US00D472706S

(12) **United States Design Patent**  
**Hassett**

(10) **Patent No.:** **US D472,706 S**

(45) **Date of Patent:** **\*\* Apr. 8, 2003**

(54) **CARRYING CASE FOR A COMPACT DISC PLAYER**

(75) Inventor: **Eric S. Hassett**, Golden, CO (US)

(73) Assignee: **Case Logic, Inc.**, Longmont, CO (US)

(\*\*) Term: **14 Years**

(21) Appl. No.: **29/157,487**

(22) Filed: **Mar. 19, 2002**

(51) **LOC (7) Cl.** ..... **03-01**

(52) **U.S. Cl.** ..... **D3/289; D3/218; D3/301; D6/632**

(58) **Field of Search** ..... **D3/218, 276, 289, D3/301, 283; D6/632, 633; 206/308.1, 310, 308.3**

(56) **References Cited**

**U.S. PATENT DOCUMENTS**

D418,287 S	*	1/2000	Moor	.....	D3/201
D427,766 S	*	7/2000	Hillman	.....	D3/218
D428,700 S	*	8/2000	Hillman	.....	D3/287
D436,443 S		1/2001	Hillman	.....	D3/283
D447,631 S		9/2001	Hillman	.....	D3/289

**OTHER PUBLICATIONS**

- Case Logic 2002 Product Catalog, "What's Inside Survives" p. 3 and 9.
- Case Logic Spring 2000 Product Catalog, pp. 5, 7, 10 and 11.
- Case Logic 2001 Essential Equipment Product Catalog, pp. 5, 6, 10 and 11.
- Case Logic 2000 Essential Equipment Product Catalog, pp. 5, 9 and 10.
- Case Logic 1999 Product Catalog pp. 10 and 11.
- 1999 CdProjects Catalog pp. 7, 13 and 24.
- 1998 BMI Case It Catalog inside cover.
- 1997 Case Logic Audio Catalog, pp. 2, 5 and 6.

HFD "Buyers' Guide to Entertainment Storage Accessories", back cover.

Case Connect Product Brochure, pp. 2, 3, 12 and 13.

2001 Case It Catalog, front cover, pp. 3, 4, 10 and 12.

Fellows Home & Office Solutions, pp. 113 and 114-116.

CdProjects Millennium<sup>2</sup> Catalog.

Case Logic 2000 Essential Equipment Product Catalog, pp. 10 & 11.

Case Logic 1999 Product Catalog p. 12.

2001 Case It Catalog, p. 4.

\* cited by examiner

*Primary Examiner*—Philip S. Hyder

(74) *Attorney, Agent, or Firm*—Sheridan Ross P.C.

(57) **CLAIM**

The ornamental design for a carrying case for a compact disc player, as shown and described.

**DESCRIPTION**

FIG. 1 is a front perspective view of a carrying case for a compact disc player showing my new design with environment, the broken lines forming no part of my claimed design;

FIG. 2 is a front elevation view of the invention illustrated in FIG. 1;

FIG. 3 is a right elevation view of the invention illustrated in FIG. 1;

FIG. 4 is a top plan view of the invention illustrated in FIG. 1;

FIG. 5 is a rear elevation view of the invention illustrated in FIG. 1;

FIG. 6 is a bottom plan view of the invention illustrated in FIG. 1;

FIG. 7 is a left elevation view of the invention illustrated in FIG. 1; and,

FIG. 8 is a left front perspective view of the invention illustrated in FIG. 1 shown in an open position.

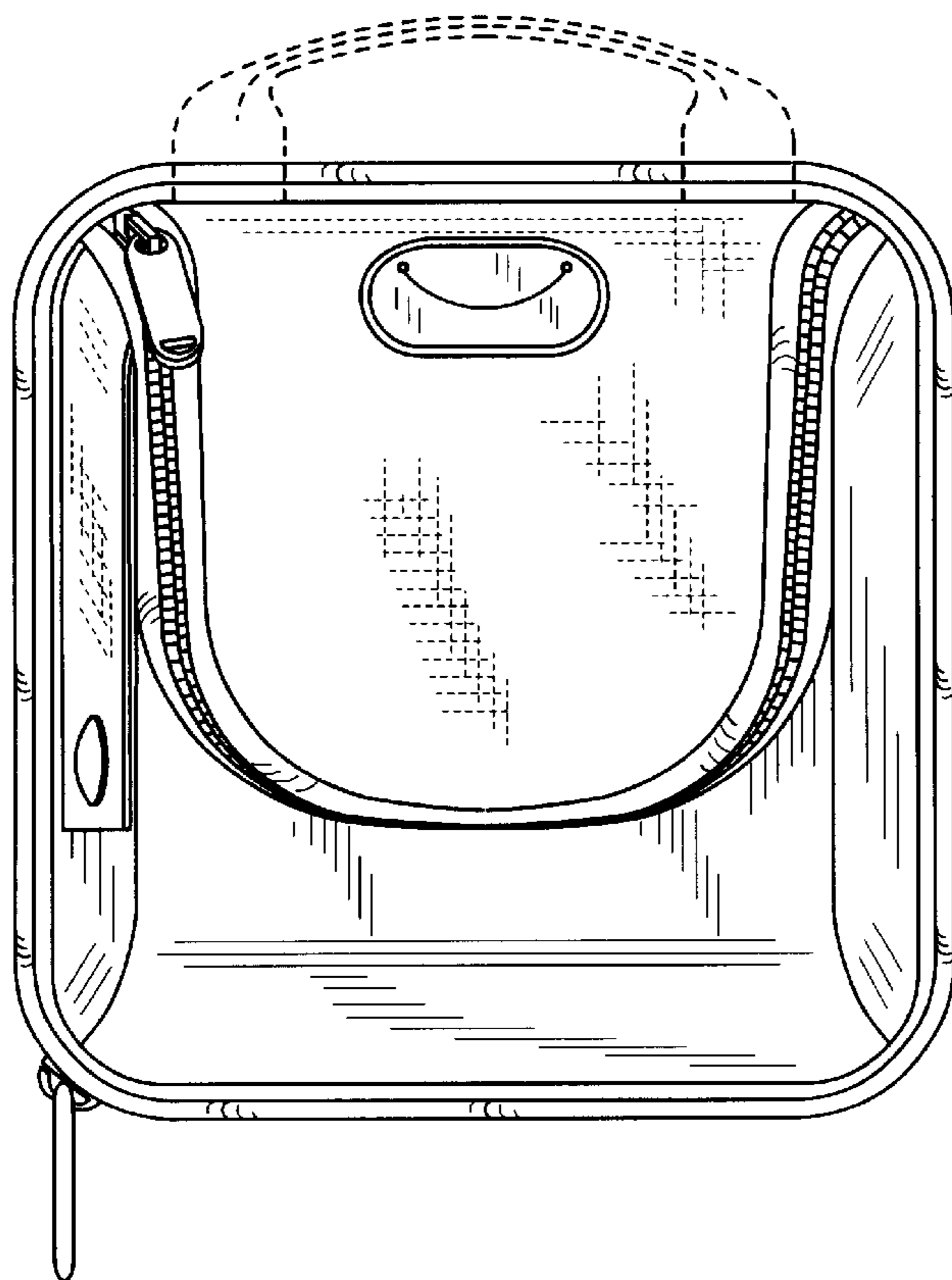
**1 Claim, 3 Drawing Sheets**



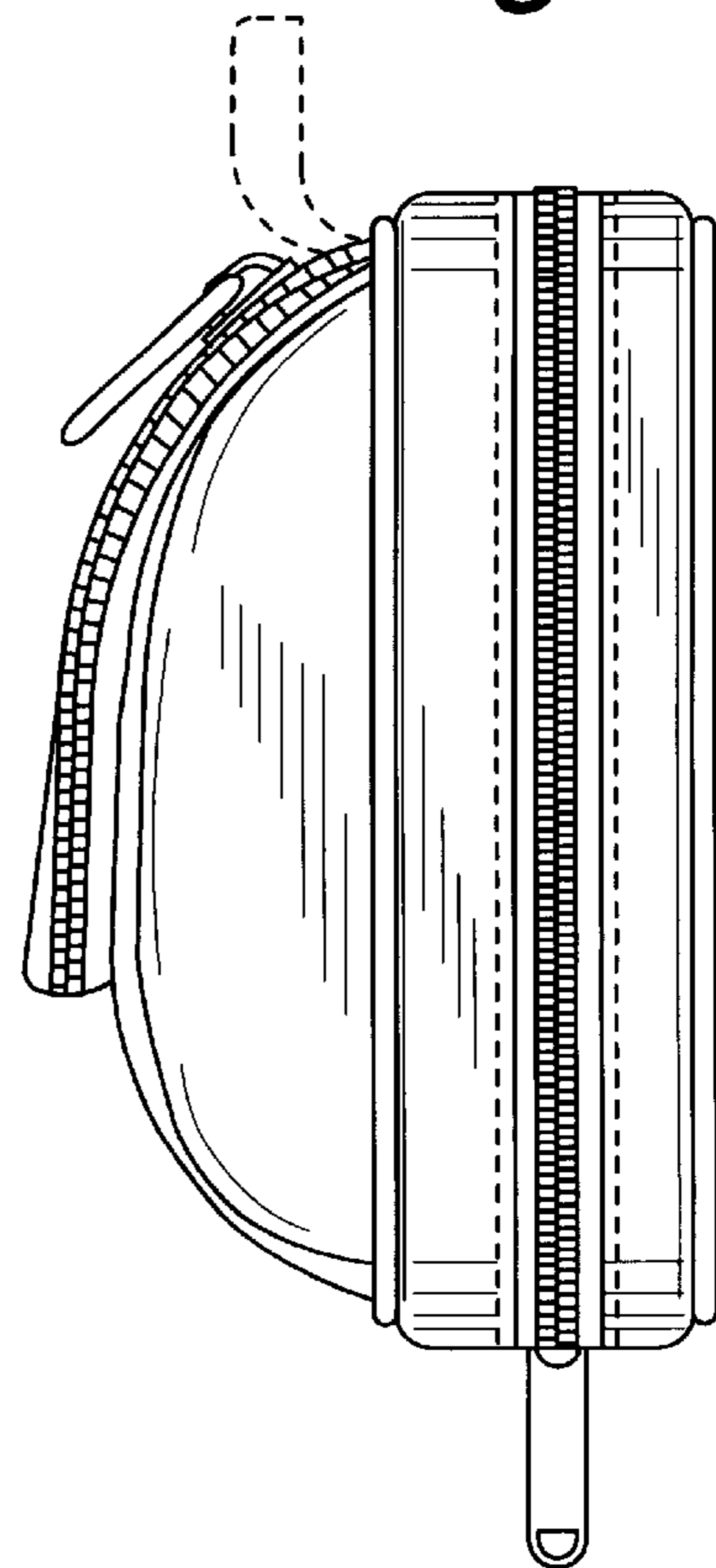
**Fig. 1**



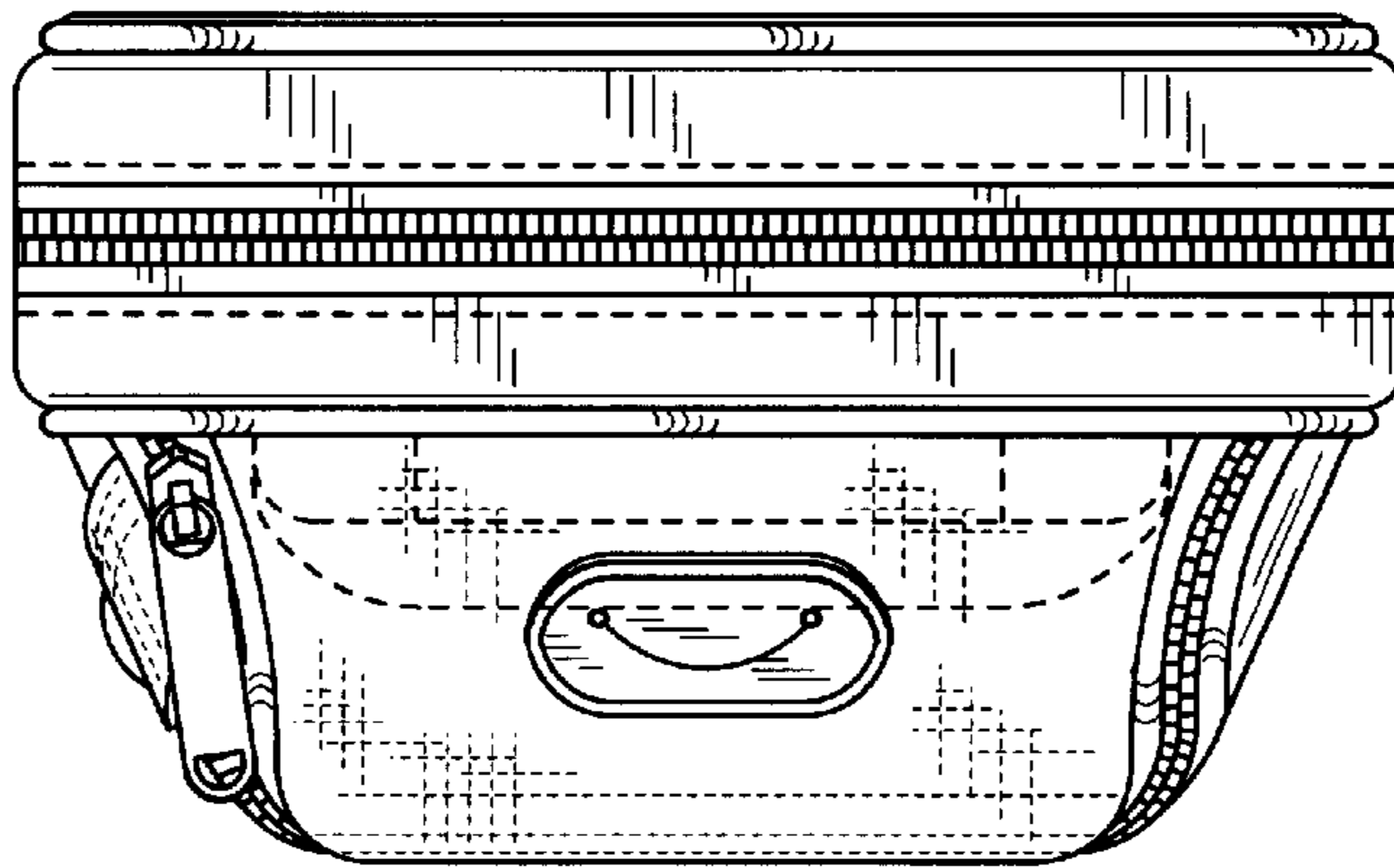
**Fig. 2**



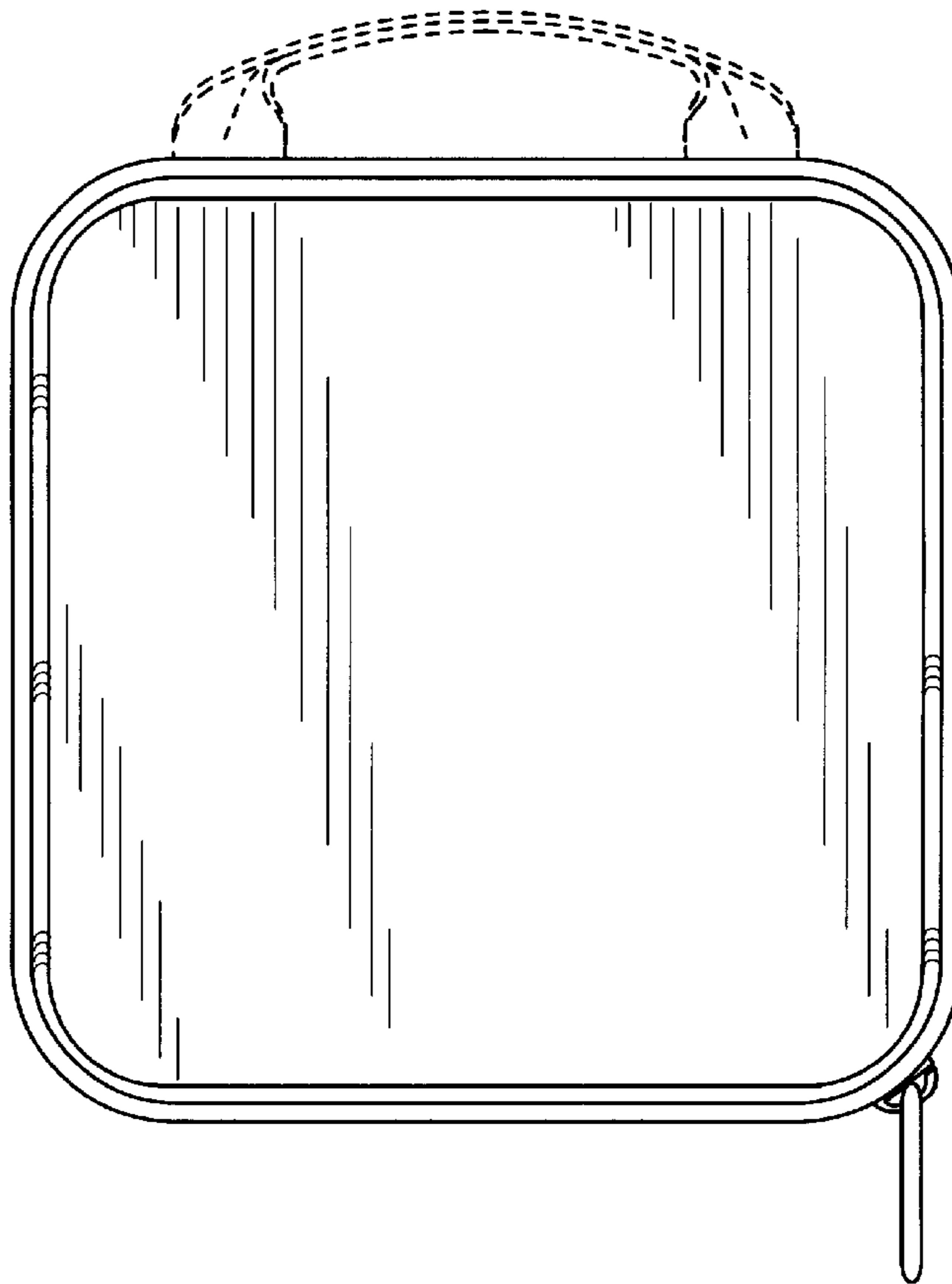
**Fig. 3**



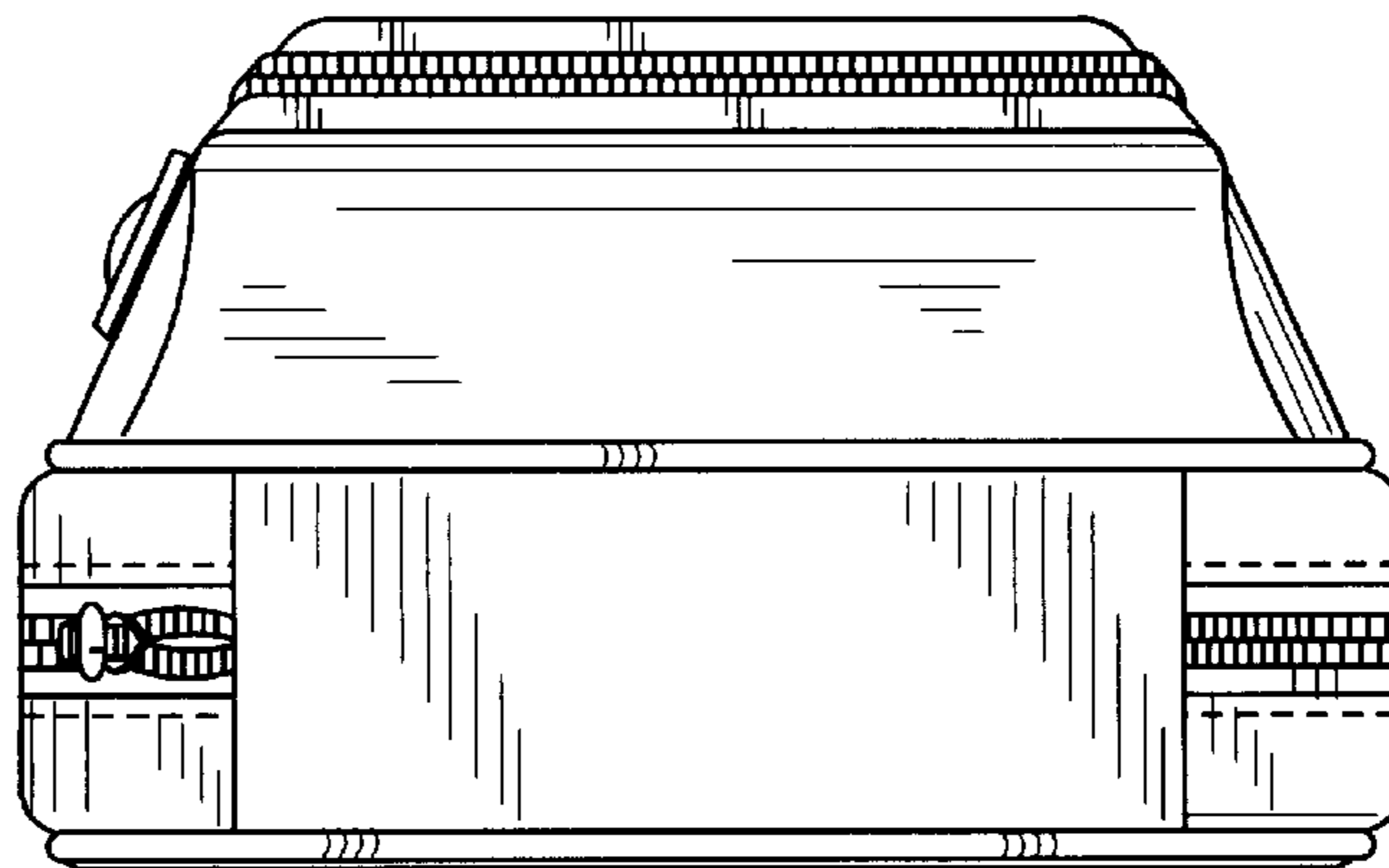
**Fig. 4**



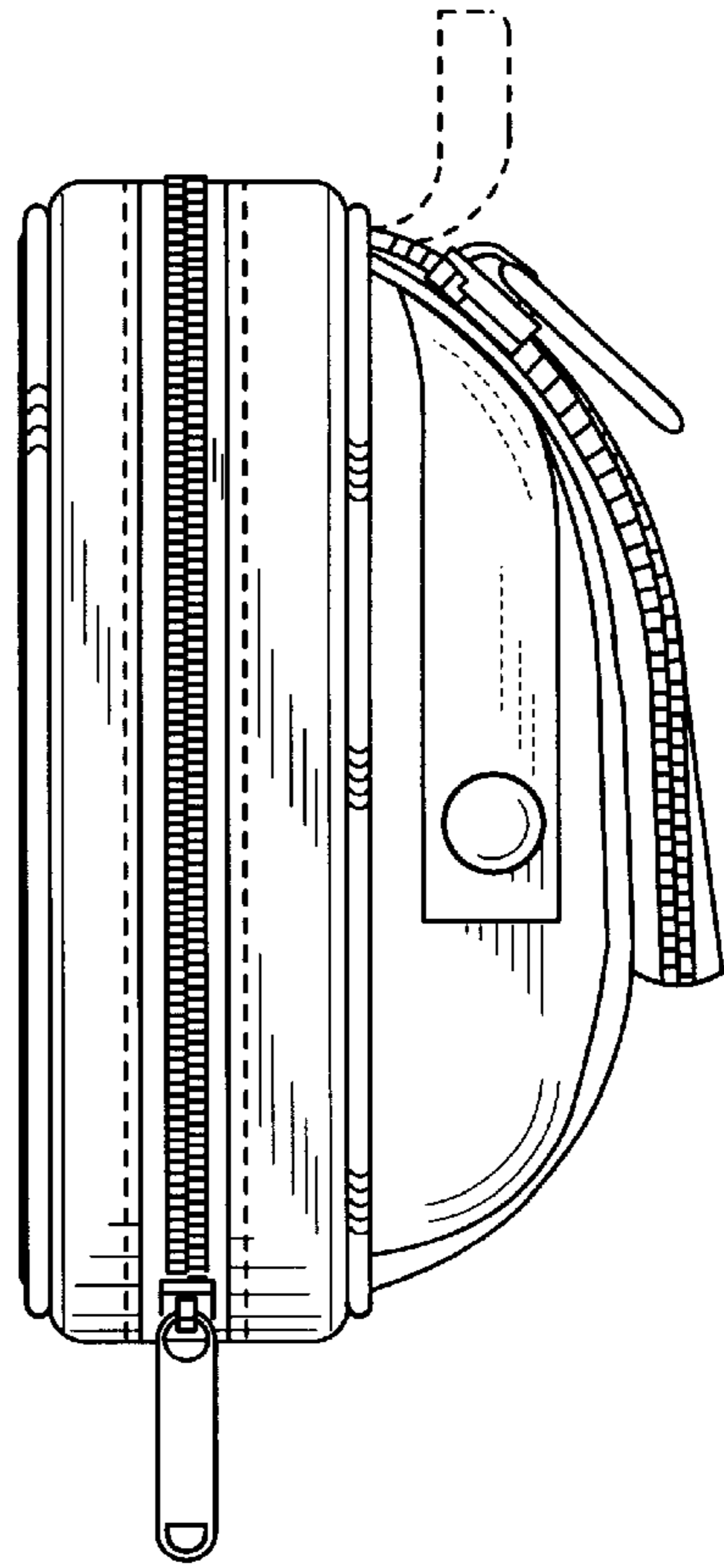
**Fig. 5**



**Fig. 6**



**Fig. 7**



**Fig. 8**

