



US00D472704S

(12) **United States Design Patent**
Bruderer

(10) **Patent No.:** **US D472,704 S**

(45) **Date of Patent:** **** Apr. 8, 2003**

(54) **TRANSPORTATION CONTAINER**

(75) **Inventor:** **Brock Charles Bruderer**, San Rafael, CA (US)

(73) **Assignee:** **Transit-Tank International, Inc.**, San Rafael, CA (US)

(**) **Term:** **14 Years**

(21) **Appl. No.:** **29/141,644**

(22) **Filed:** **May 9, 2001**

Related U.S. Application Data

(63) Continuation of application No. 29/032,314, filed on Dec. 15, 1994, now abandoned.

(30) **Foreign Application Priority Data**

Jun. 17, 1994 (NZ) 25980

(51) **LOC (7) Cl.** **03-01**

(52) **U.S. Cl.** **D3/273**

(58) **Field of Search** D3/272, 273, 201;
220/1.5; D12/14; 206/511, 598

(56) **References Cited**

U.S. PATENT DOCUMENTS

D213,156 S	*	1/1969	Detanger	D12/14
3,684,122 A	*	8/1972	Bonomi	220/1.5
3,706,392 A	*	12/1972	Sprick et al.	220/1.5
D238,259 S	*	12/1975	Sweet	D12/97
D253,051 S	*	10/1979	Pletcher	D12/97
4,380,300 A	*	4/1983	Mountz et al.	206/598

D274,802 S	*	7/1984	Fossey et al.	D12/95
4,506,798 A	*	3/1985	Goutille	220/1.5
4,546,896 A	*	10/1985	Reid	220/1.5
4,613,053 A	*	9/1986	Kimura et al.	220/1.5
4,874,184 A	*	10/1989	Boyer	D12/97
5,072,845 A	*	12/1991	Grogan	206/511
5,141,122 A	*	8/1992	Grogan	220/1.5
D336,152 S	*	6/1993	Bunger	D3/201
D336,157 S	*	6/1993	Bunger	D3/201
D336,158 S	*	6/1993	Bunger	D3/201
5,265,748 A	*	11/1993	Furukawa	220/1.5

* cited by examiner

Primary Examiner—Philip S. Hyder

(74) *Attorney, Agent, or Firm*—Blakely Sokoloff Taylor & Zafman

(57) **CLAIM**

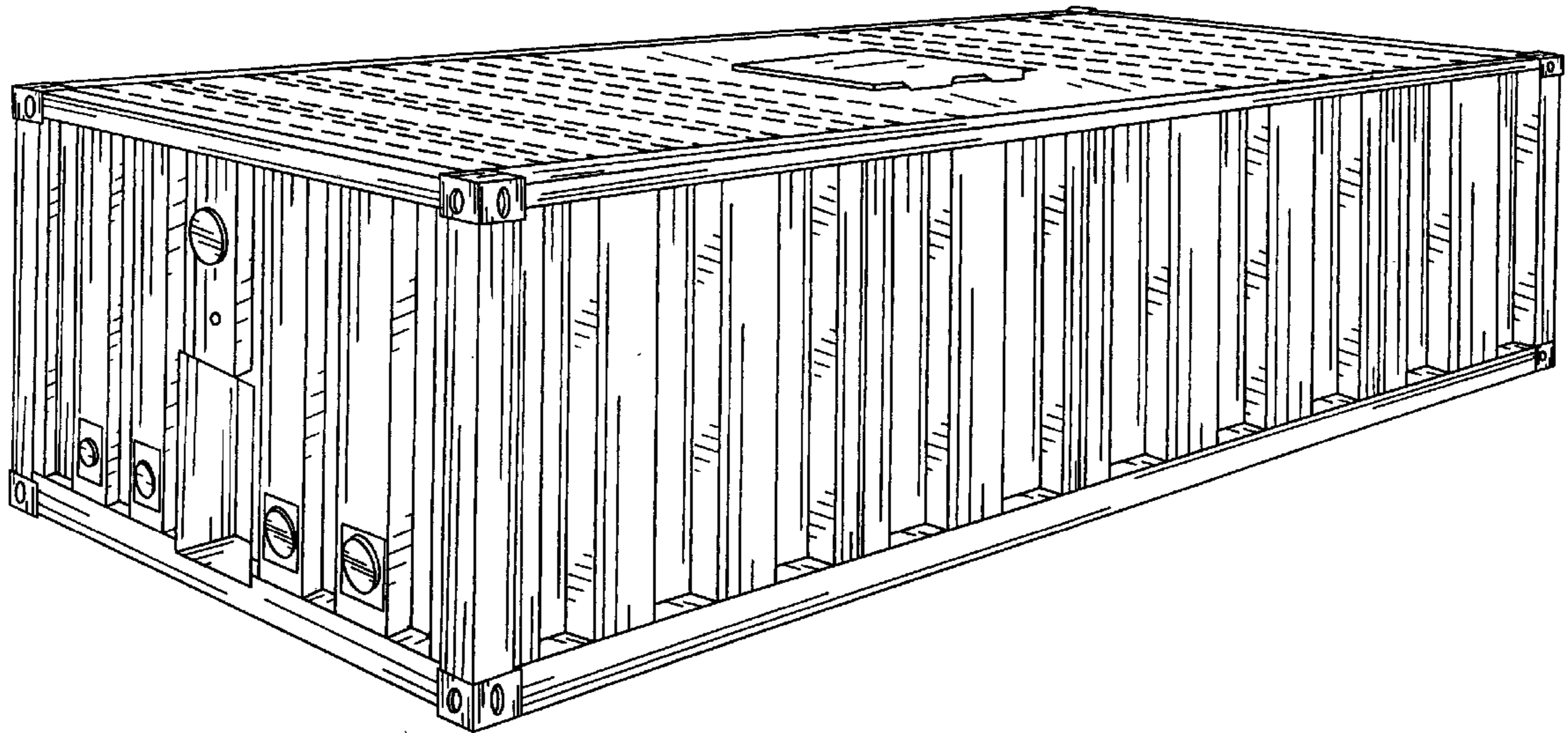
The ornamental design for a transportation container, as shown and described.

DESCRIPTION

FIG. 1 is a perspective view showing my new design of a transportation container, FIG. 2 is an elevation view of the transportation container of FIG. 1, the other elevation view being the same, FIG. 3 is an end elevation view of the transportation container of FIG. 1; and, FIG. 4 is an elevation view of the other end of the transportation container of FIG. 1.

The broken line portions of FIG. 1 are for illustrative purposes only and form no part of the claimed design.

1 Claim, 3 Drawing Sheets



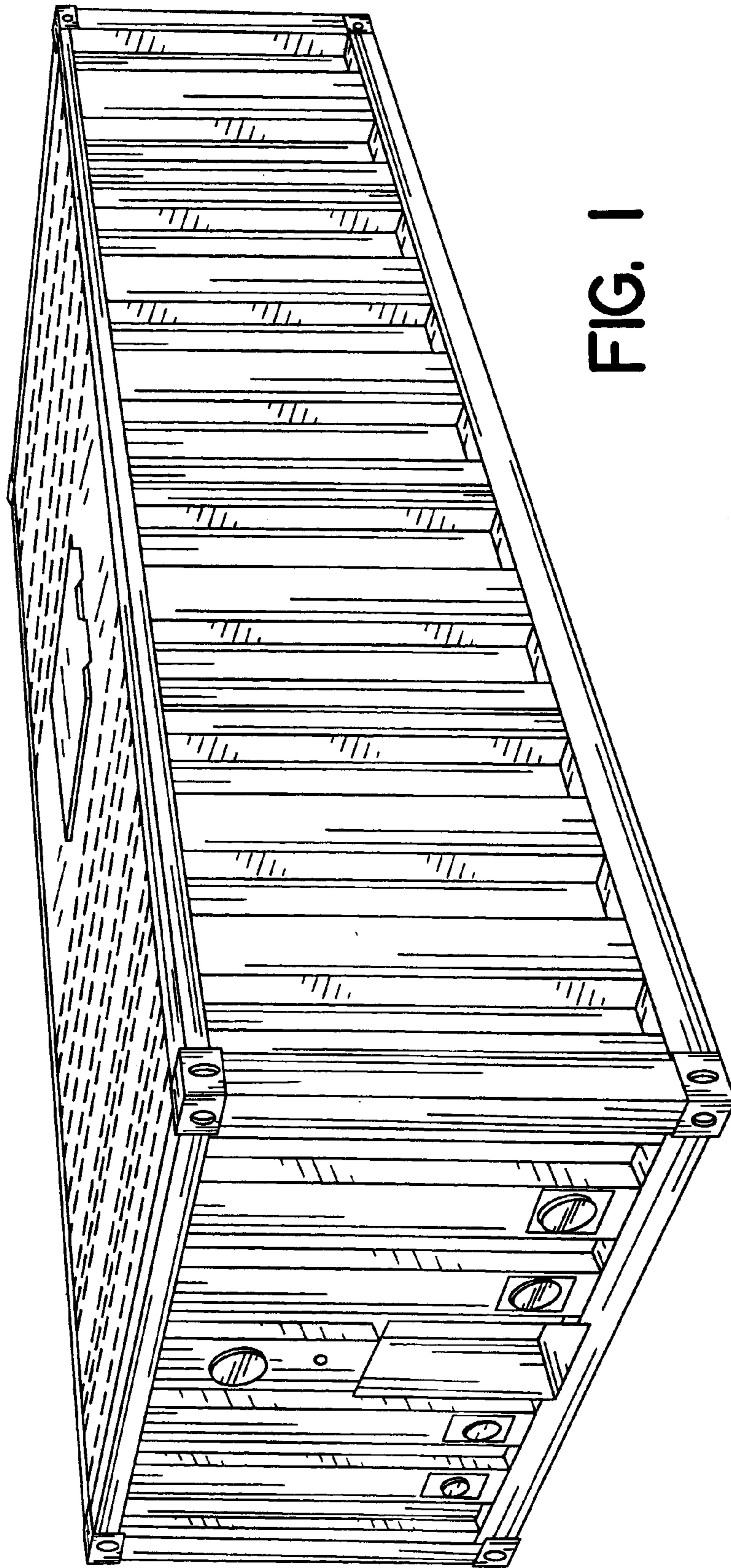


FIG. 1

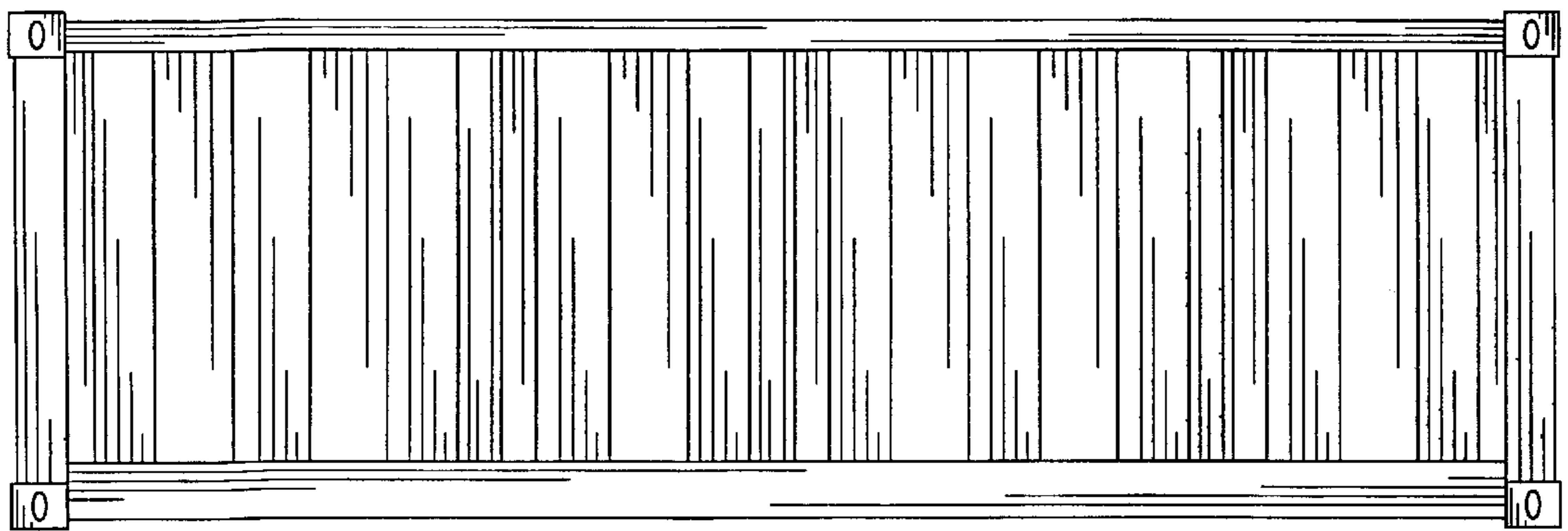


FIG. 2

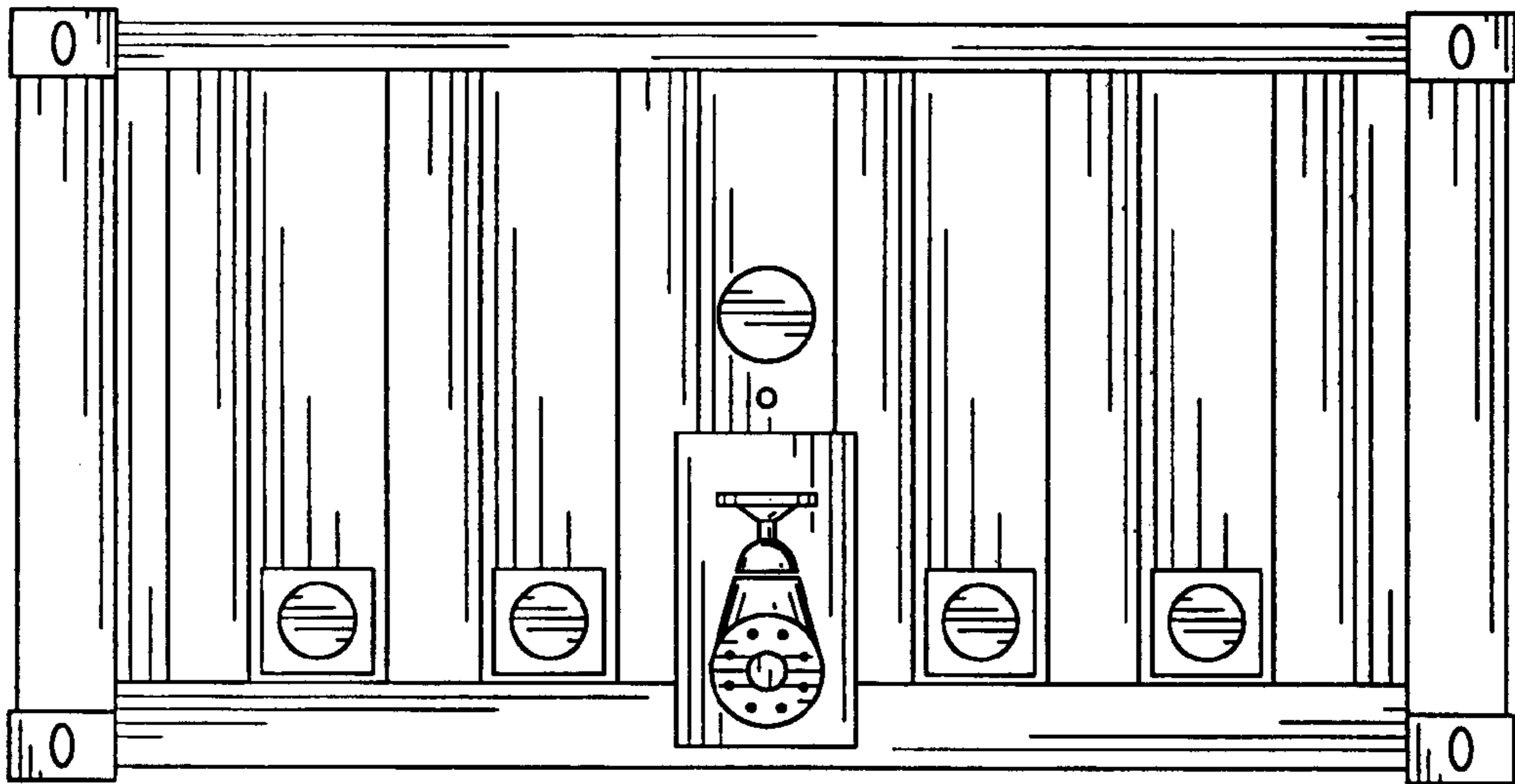


FIG. 3

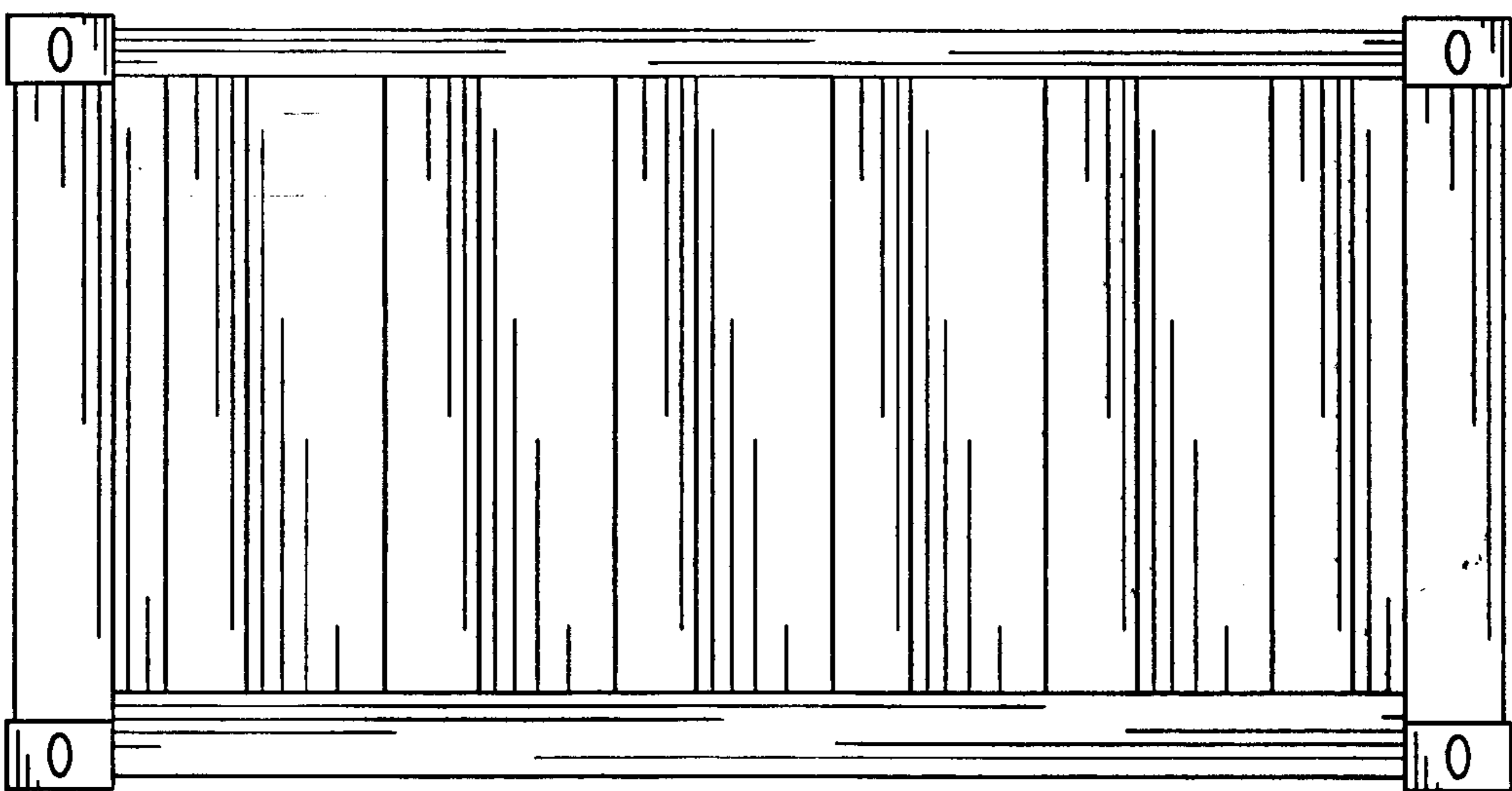


FIG. 4