



US00D472701S

(12) **United States Design Patent**  
**Christophe**

(10) **Patent No.:** **US D472,701 S**

(45) **Date of Patent:** **\*\* Apr. 8, 2003**

(54) **KEY RING**

D449,438 S \* 10/2001 Simond ..... D3/210

(76) Inventor: **Prost Christophe**, 5F-8, No.63, Hoping East Road, Sec.3, Taipei (TW)

\* cited by examiner

(\*\*) Term: **14 Years**

*Primary Examiner*—Ralf Seifert  
(74) *Attorney, Agent, or Firm*—Pro-Techtor International Services

(21) Appl. No.: **29/147,110**

(57) **CLAIM**

(22) Filed: **Aug. 22, 2001**

The ornamental design for a key ring, as shown.

(51) **LOC (7) Cl.** ..... **13-01**

(52) **U.S. Cl.** ..... **D3/210**

(58) **Field of Search** ..... D3/207-212; D8/34; 206/37.1, 38.1; 150/147; 70/456 R, 456 B, 457, 458, 459; 40/634; 24/3.6, 232 R, 234, 232 G, 231; 248/592; 81/3.07, 3.08

**DESCRIPTION**

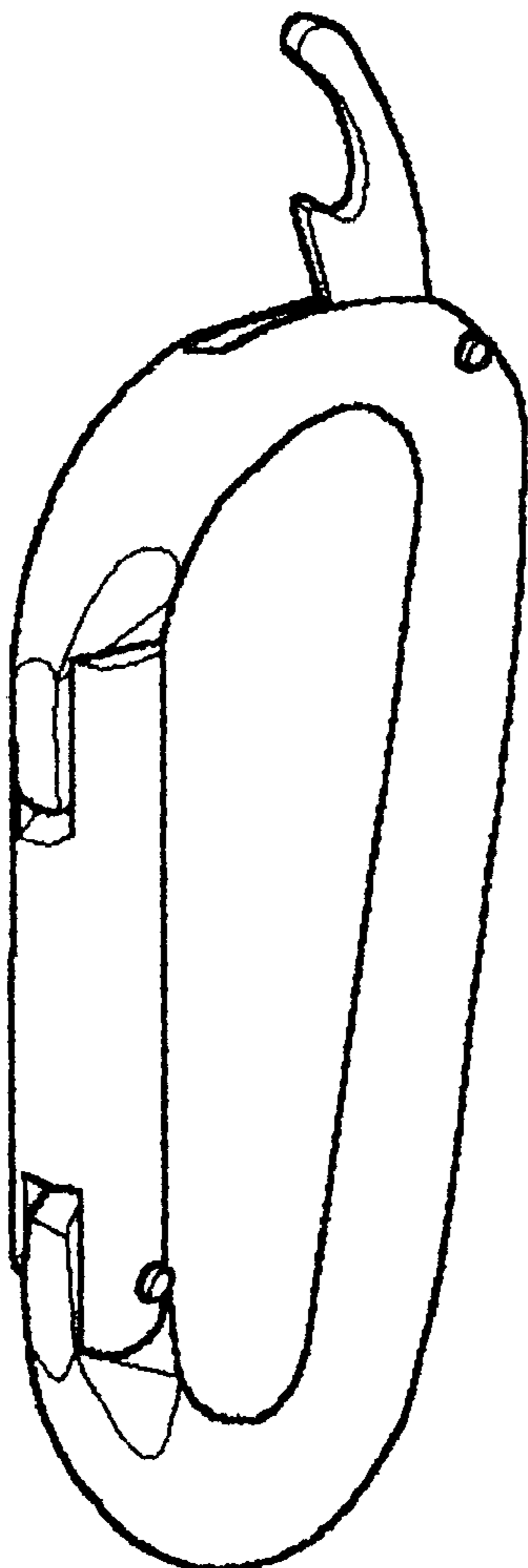
FIG. 1 is a front view of the present design;  
FIG. 2 is a back view of the present design;  
FIG. 3 is a left side view of the present design;  
FIG. 4 is a right side view of the present design;  
FIG. 5 is a top view of the present design;  
FIG. 6 is a bottom view of the present design; and,  
FIG. 7 is a stereographic view of the present design.

(56) **References Cited**

**U.S. PATENT DOCUMENTS**


4,095,316 A \* 6/1978 Gabriel ..... 24/599.1

**1 Claim, 4 Drawing Sheets**

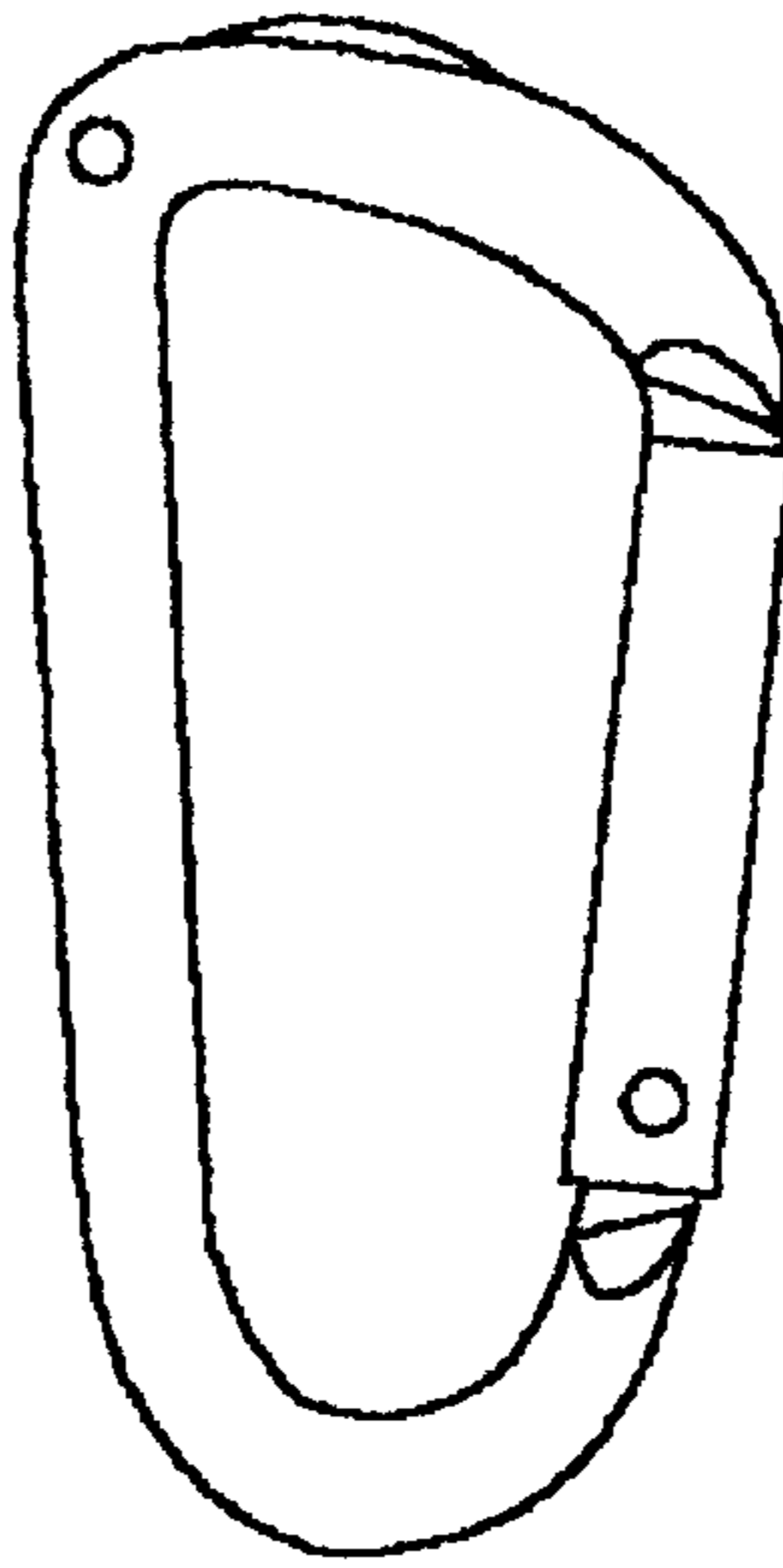




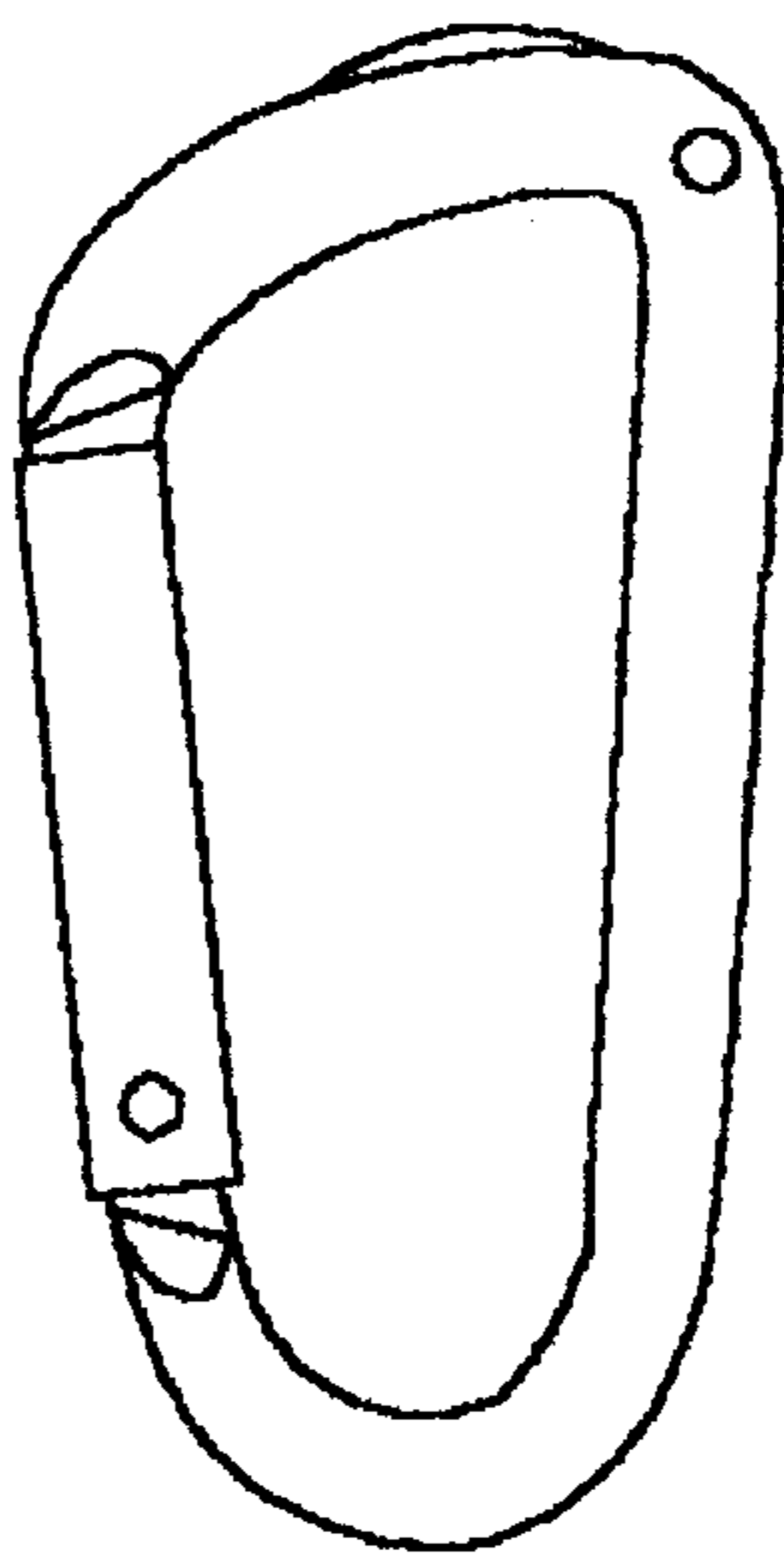
**FIG. 1**



**FIG. 2**



**FIG. 3**



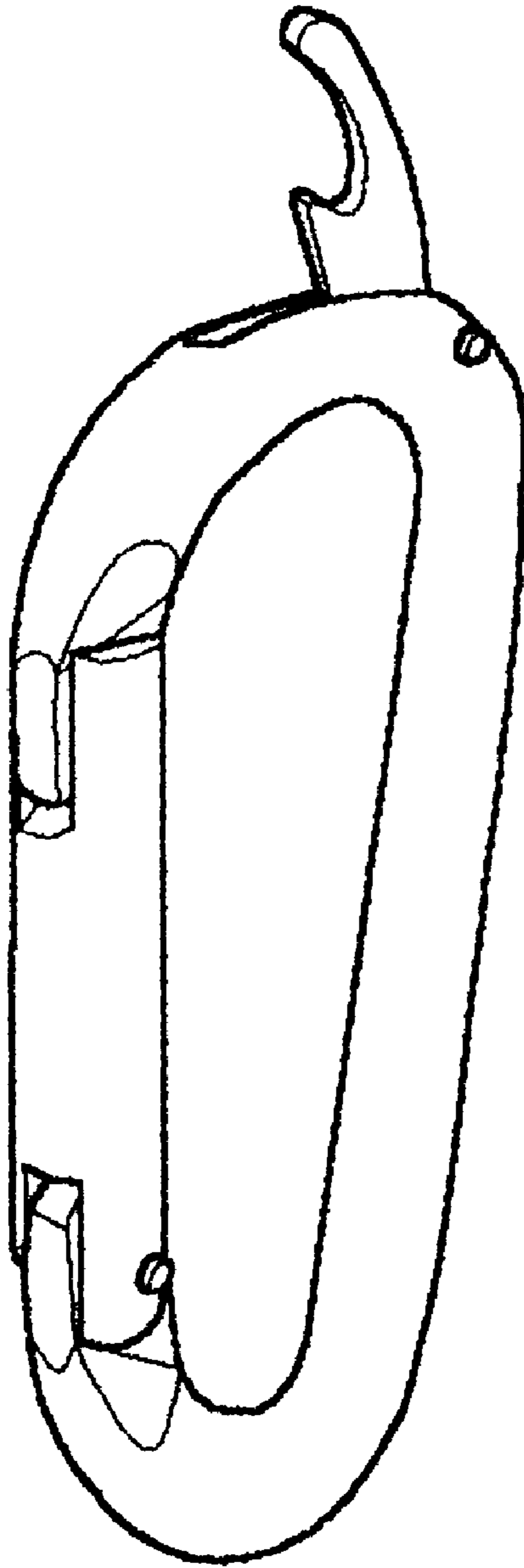
**FIG. 4**



**FIG. 5**



**FIG. 6**



**FIG. 7**