



US00D472691S

(12) **United States Design Patent**
Hamilton

(10) **Patent No.:** **US D472,691 S**

(45) **Date of Patent:** **** Apr. 1, 2003**

(54) **MAILBOX SUPPORT**

(76) **Inventor:** **Teegie Hamilton**, 1024 Leycester,
Baton Rouge, LA (US) 70808

(**) **Term:** **14 Years**

(21) **Appl. No.:** **29/155,781**

(22) **Filed:** **Feb. 19, 2002**

(51) **LOC (7) Cl.** **99-00**

(52) **U.S. Cl.** **D99/32**

(58) **Field of Search** D99/32; 232/29,
232/33, 39; D25/126; 52/40, 155; D6/495,
486, 482; 428/12

(56) **References Cited**

U.S. PATENT DOCUMENTS

D182,607 S	*	4/1958	Loewenstein	D99/32
2,909,361 A	*	10/1959	Dotson	D25/126
D194,895 S	*	3/1963	Bardos	D99/32
4,792,470 A	*	12/1988	Clark	428/12
D333,229 S	*	2/1993	Bareiss	D6/495

D352,118 S * 11/1994 Kipfmuller D6/482

* cited by examiner

Primary Examiner—Paula A. Mortimer

(74) *Attorney, Agent, or Firm*—Keaty Professional Law Corporation

(57) **CLAIM**

The ornamental design for a mailbox support, as shown.

DESCRIPTION

FIG. 1 is a perspective view of my new ornamental design for a mailbox support;

FIG. 2 is a front view of the mailbox support shown in FIG. 1;

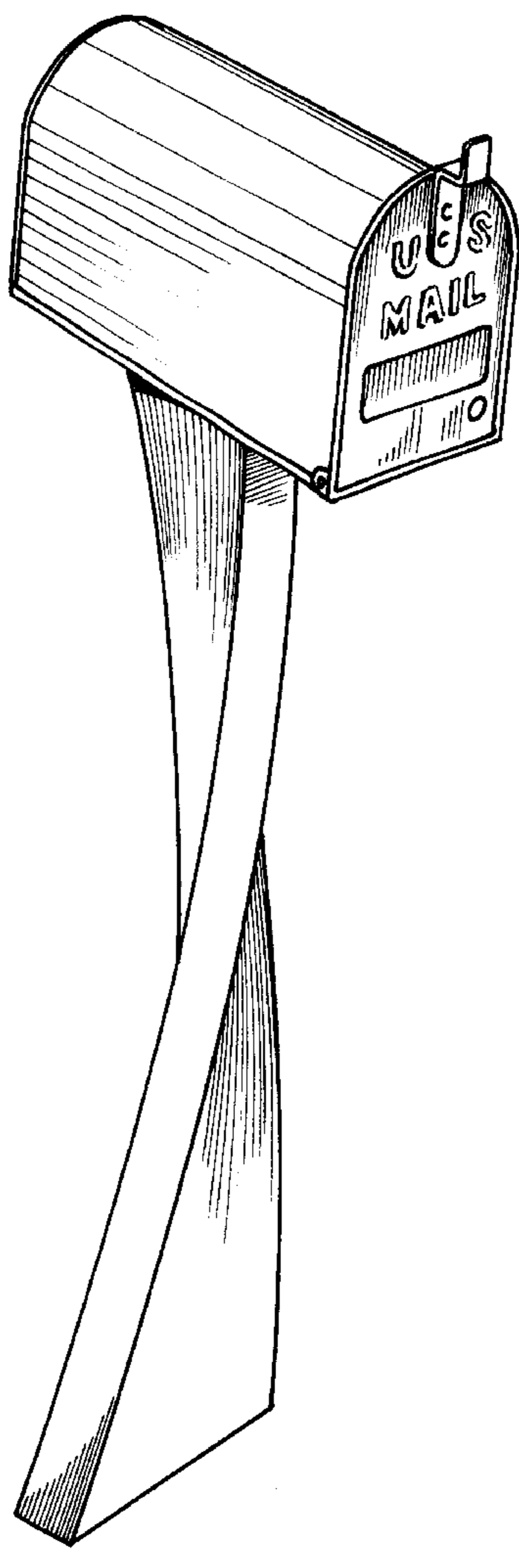
FIG. 3 is a right side view of the mailbox support shown in FIGS. 1 and 2;

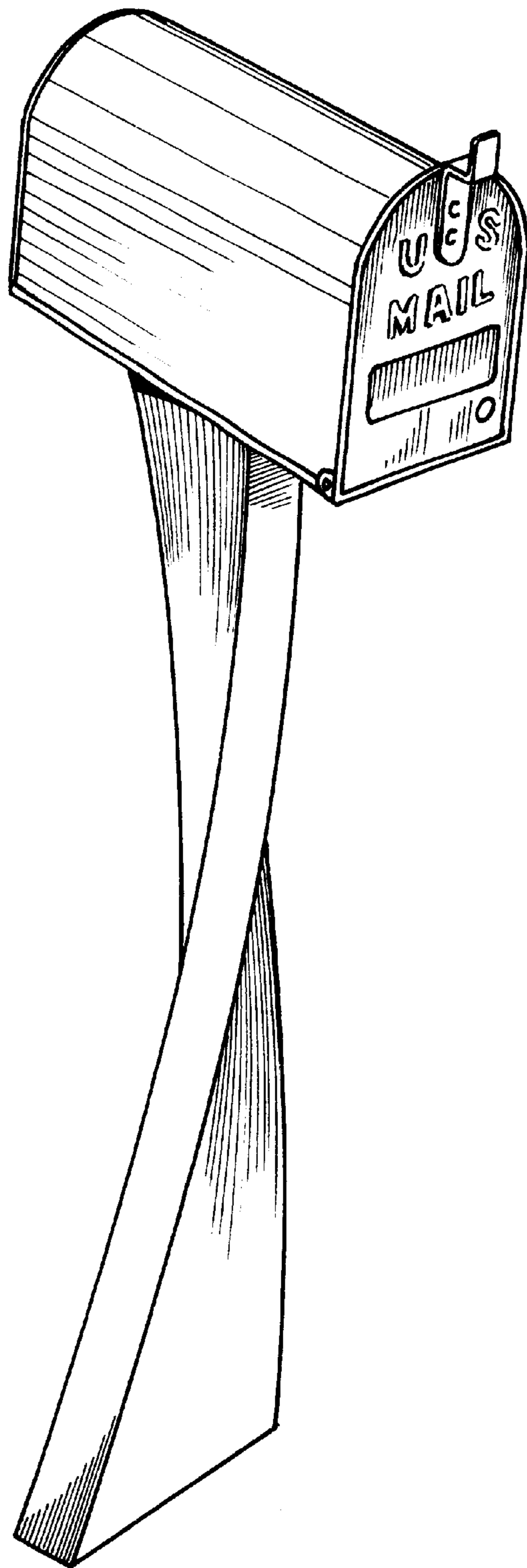
FIG. 4 is a rear view of the mailbox support shown in FIGS. 1-3;

FIG. 5 is a top view of the mailbox support shown in FIGS. 1-4; and,

FIG. 6 is a bottom view of the mailbox support shown in FIGS. 1-5.

1 Claim, 2 Drawing Sheets





F I G . 1

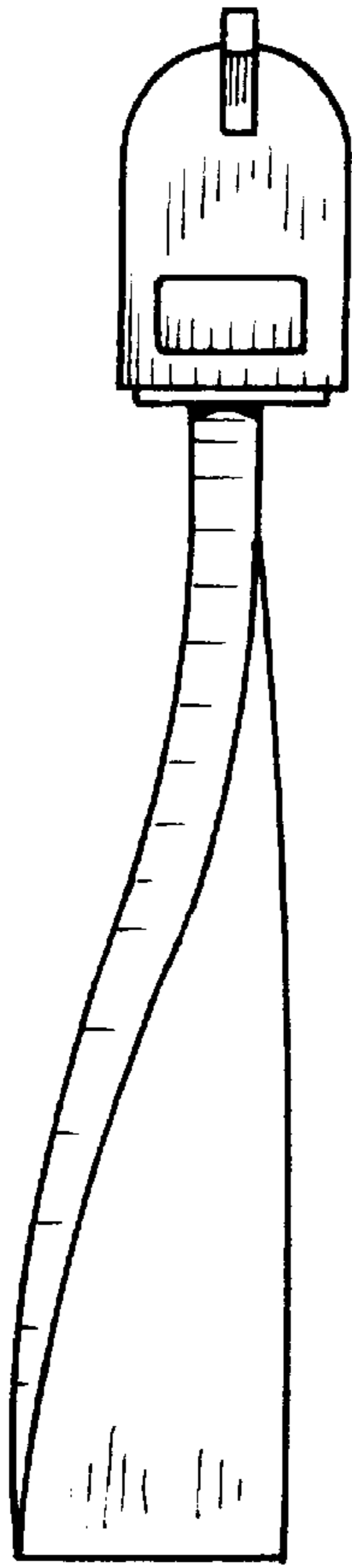


FIG. 2

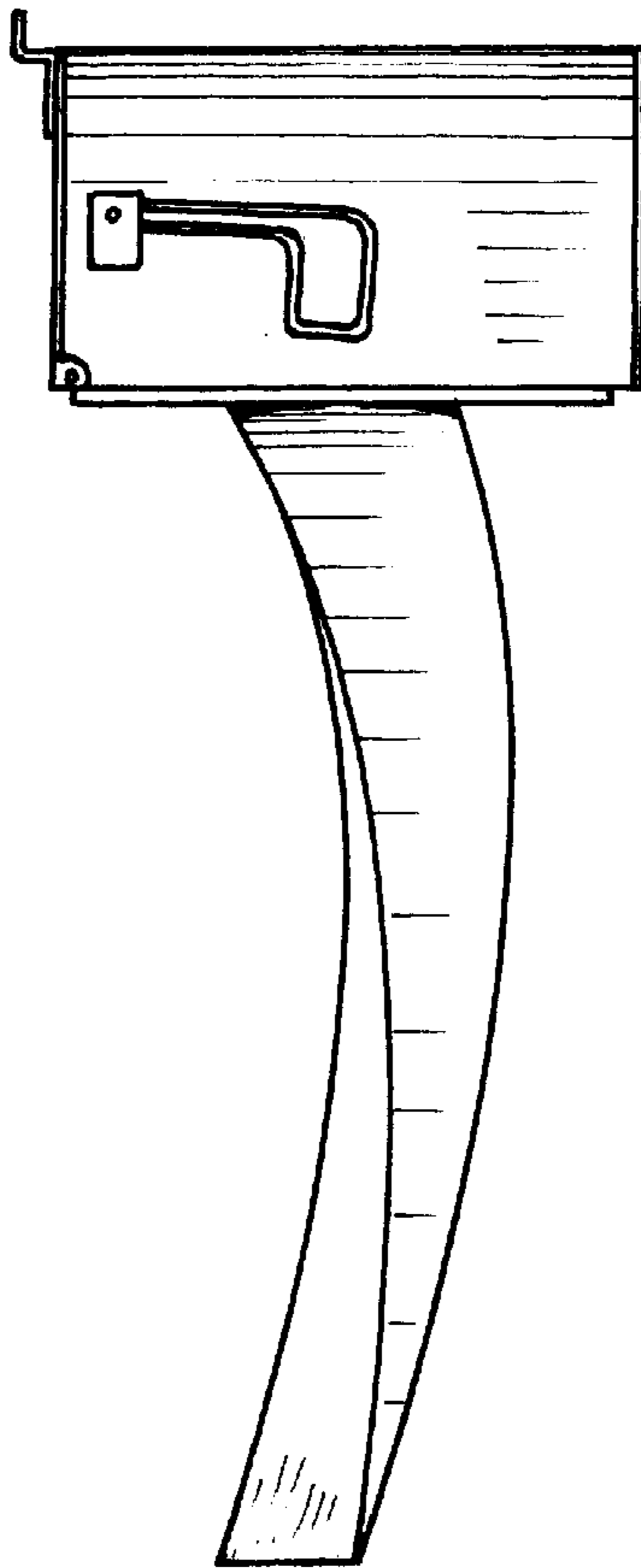


FIG. 3

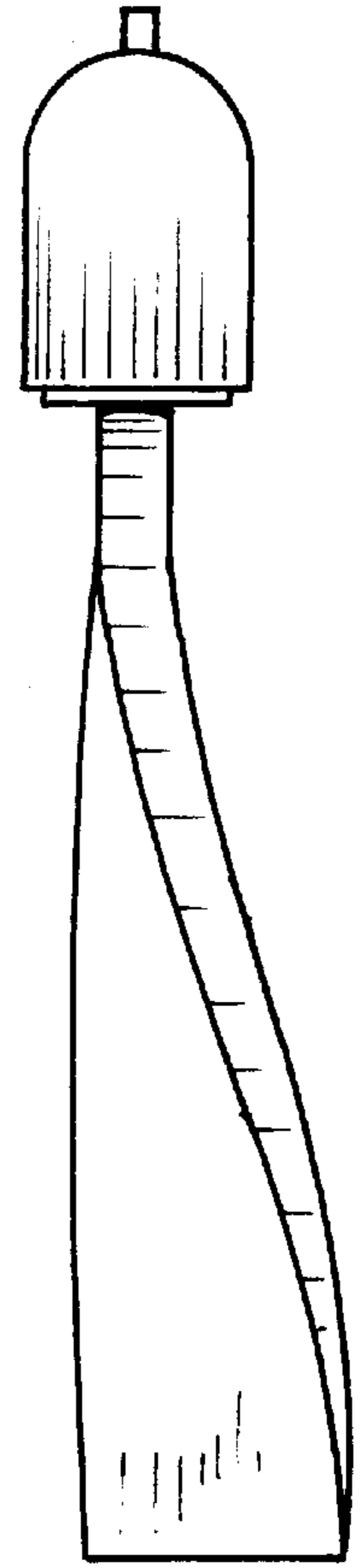


FIG. 4

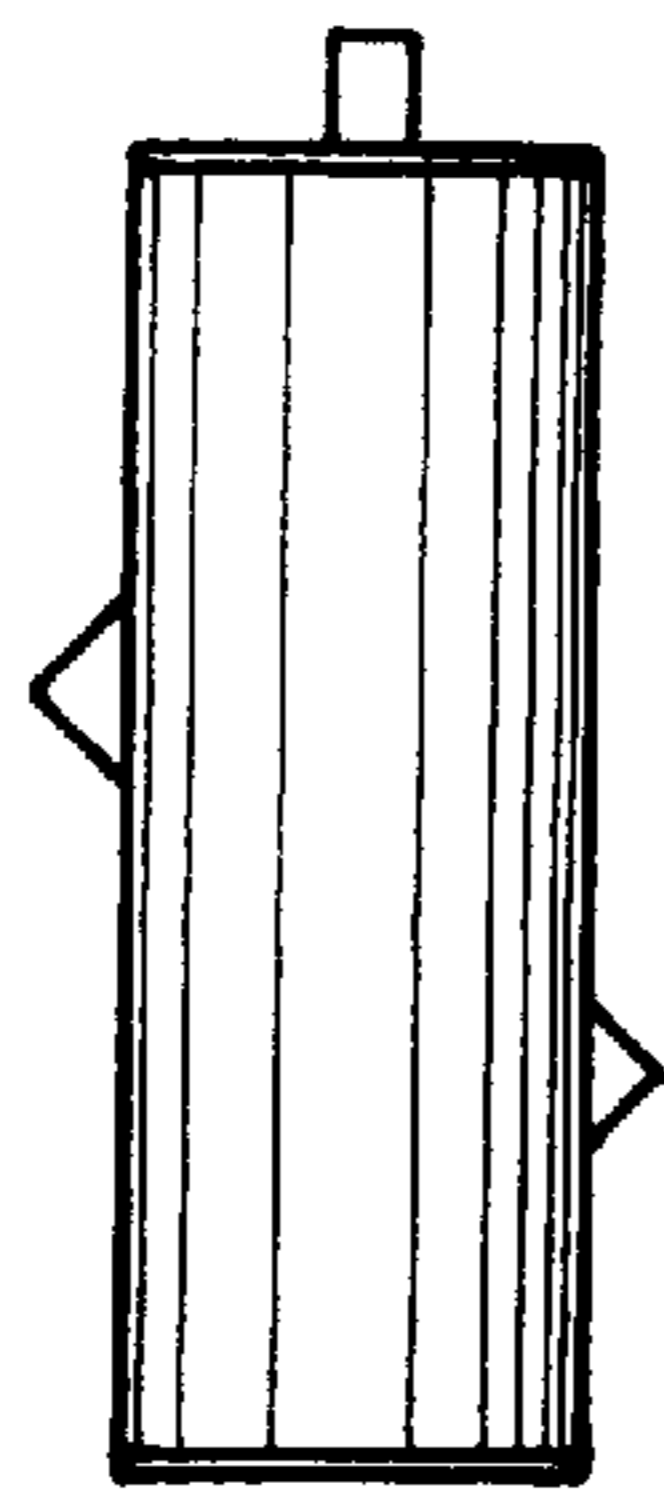


FIG. 5




FIG. 6