



US00D472684S

(12) **United States Design Patent**
Bebak

(10) **Patent No.:** **US D472,684 S**

(45) **Date of Patent:** **** Apr. 1, 2003**

(54) **VERTICAL PAINT TRAY**

5,984,129 A 11/1999 Pasinski
6,419,106 B1 * 7/2002 Bebak 220/570

(76) Inventor: **Sherri J. Bebak**, 56 Laurel La.,
Pilesgrove, NJ (US) 08098

FOREIGN PATENT DOCUMENTS

(**) Term: **14 Years**

GB 2287449 * 9/1995 B44D/3/12

* cited by examiner

(21) Appl. No.: **29/156,205**

Primary Examiner—Alan P. Douglas
Assistant Examiner—Lavone D. Tabor
(74) *Attorney, Agent, or Firm*—Norman E. Lehrer

(22) Filed: **Feb. 26, 2002**

(51) **LOC (7) Cl.** **07-07**

(52) **U.S. Cl.** **D32/53.1**

(58) **Field of Search** D32/53, 53.1;
15/257.05, 257.06; 220/570, 600, 604, 608,
669, 675, 696, 697, 735, 736, 751, 752,
771, 904, DIG. 12, DIG. 13, DIG. 14

(57) **CLAIM**

The ornamental design for a “vertical paint tray”, as shown and described.

(56) **References Cited**

U.S. PATENT DOCUMENTS

D223,302 S * 4/1972 Golden et al. D32/53.1
4,860,891 A * 8/1989 Biggio 15/257.05 X
5,054,661 A 10/1991 Hollje
5,201,439 A * 4/1993 Davies 220/735
5,400,916 A 3/1995 Weber
5,971,201 A * 10/1999 Daw 220/697

DESCRIPTION

FIG. 1 is a right side elevational view of a “vertical paint tray” showing my new design, the left side being the mirror image thereof;
FIG. 2 is a top plan view thereof;
FIG. 3 is a rear elevational view thereof;
FIG. 4 is a front elevational view thereof; and,
FIG. 5 is a bottom plan view thereof.

1 Claim, 2 Drawing Sheets

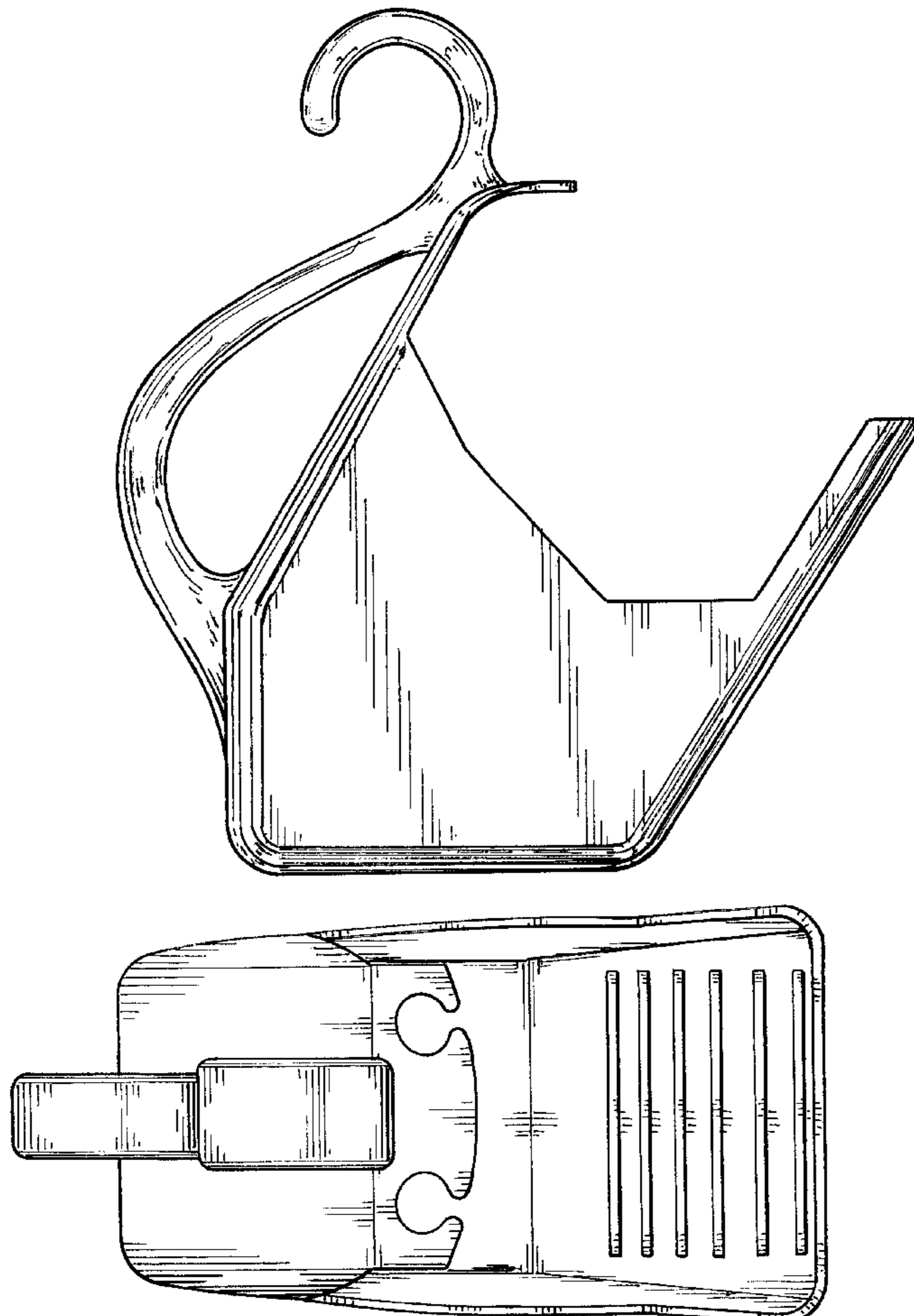


Fig. 1




Fig. 2

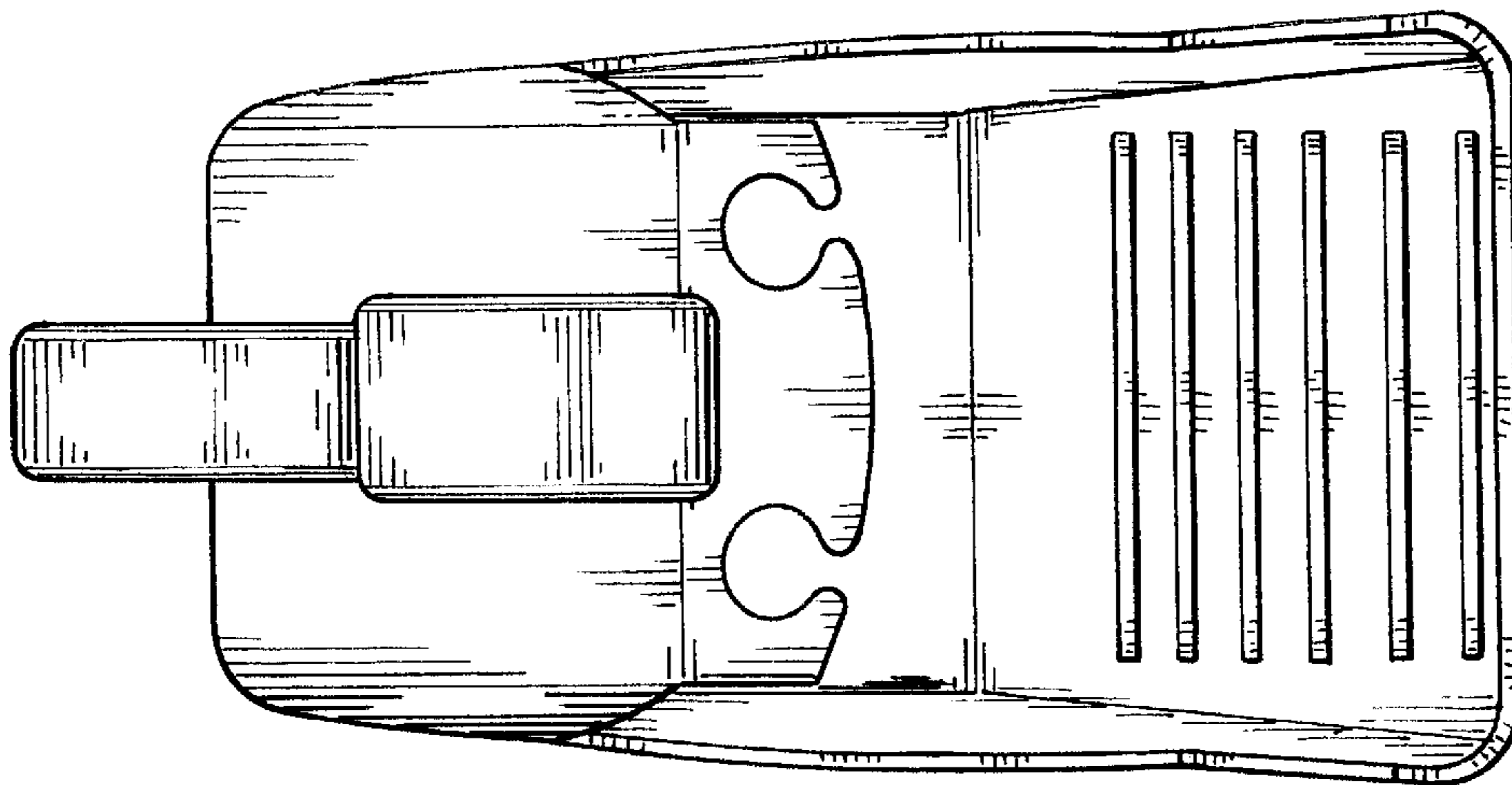


Fig. 3

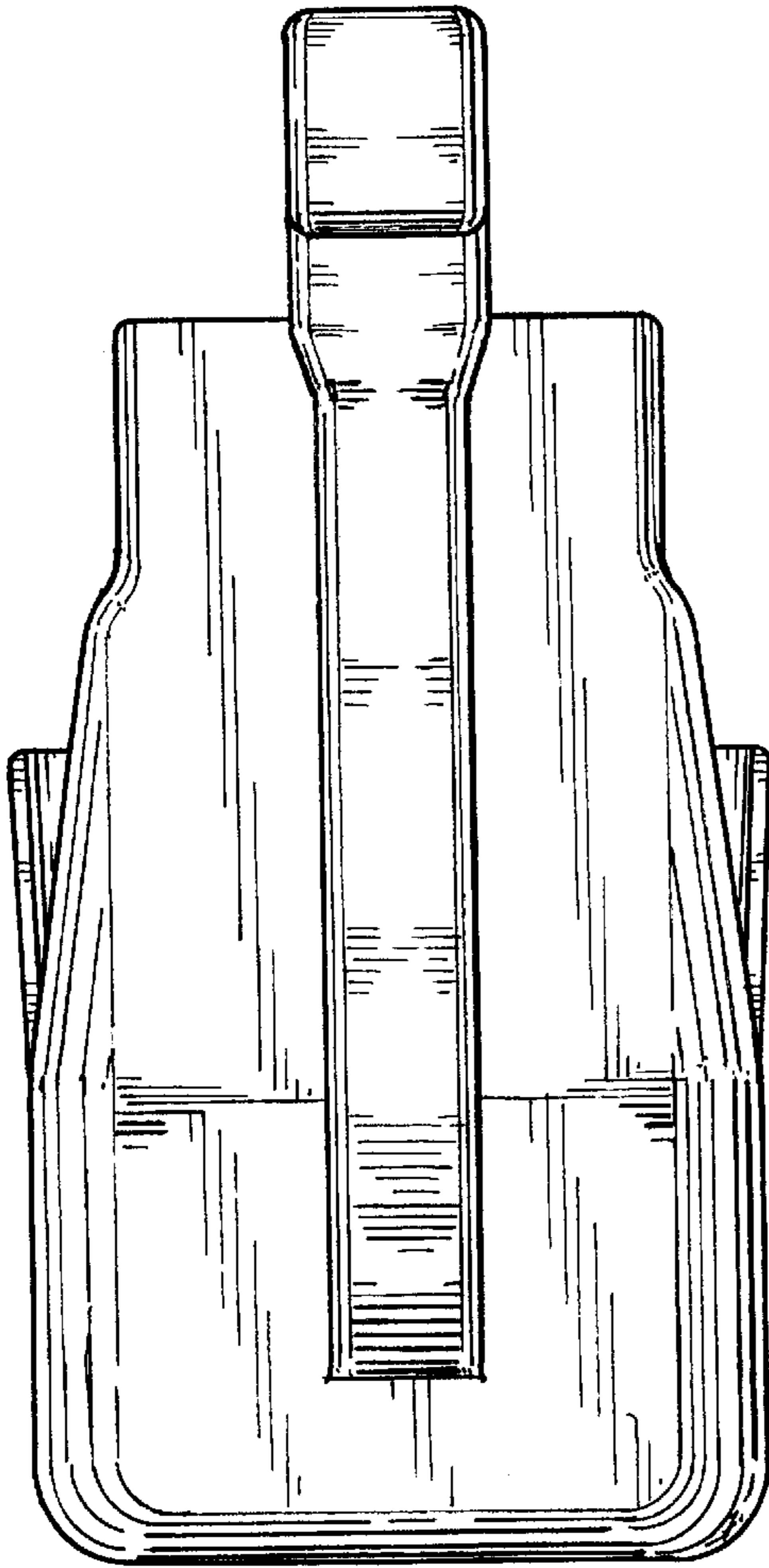


Fig. 4

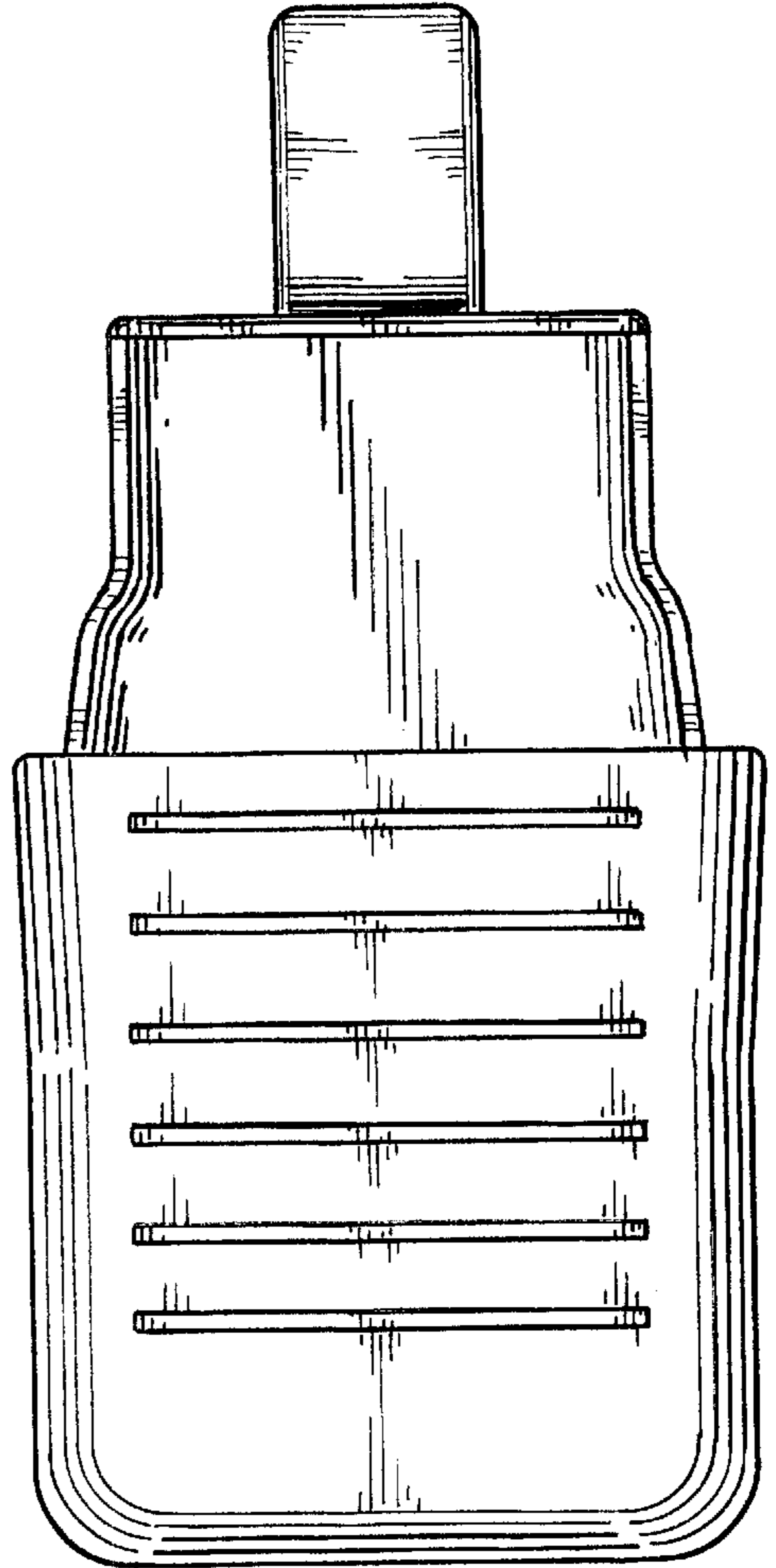


Fig. 5

