



US00D472675S

(12) **United States Design Patent**
Lamagna

(10) **Patent No.:** **US D472,675 S**

(45) **Date of Patent:** **** Apr. 1, 2003**

(54) **TWEEZER**

(75) **Inventor:** **Dal Lamagna, Poulsbo, WA (US)**

(73) **Assignee:** **Tweezerman Corporation, Glen Cove, NY (US)**

(**) **Term:** **14 Years**

(21) **Appl. No.:** **29/167,257**

(22) **Filed:** **Sep. 10, 2002**

(51) **LOC (7) Cl.** **28-03**

(52) **U.S. Cl.** **D28/55**

(58) **Field of Search** D28/55; D24/143;
D8/51, 52, 56; 294/99.2, 3; 606/205-207,
210, 211; 81/6, 7

(56) **References Cited**

U.S. PATENT DOCUMENTS

197,372	A	*	11/1877	Huffman et al.	294/99.2
718,748	A		1/1903	Boehm		
896,338	A		8/1908	Tolman		
D69,778	S	*	3/1926	Schnefel	D28/55
2,636,500	A	*	4/1953	Schwartz	132/277
3,167,981	A	*	2/1965	Kern	294/99.2
3,274,658	A		9/1966	Pile		

D212,166	S		9/1968	Hill		
D233,864	S	*	12/1974	McClure	D28/55
D272,664	S		2/1984	Jones		
D287,416	S		12/1986	Smith		
5,300,065	A		4/1994	Anderson		
D421,668	S		3/2000	Frazer		
D454,981	S	*	3/2002	Lamagna et al.	D28/55

* cited by examiner

Primary Examiner—Ted Shooman

Assistant Examiner—C Tuttle

(74) *Attorney, Agent, or Firm*—Kenyon & Kenyon

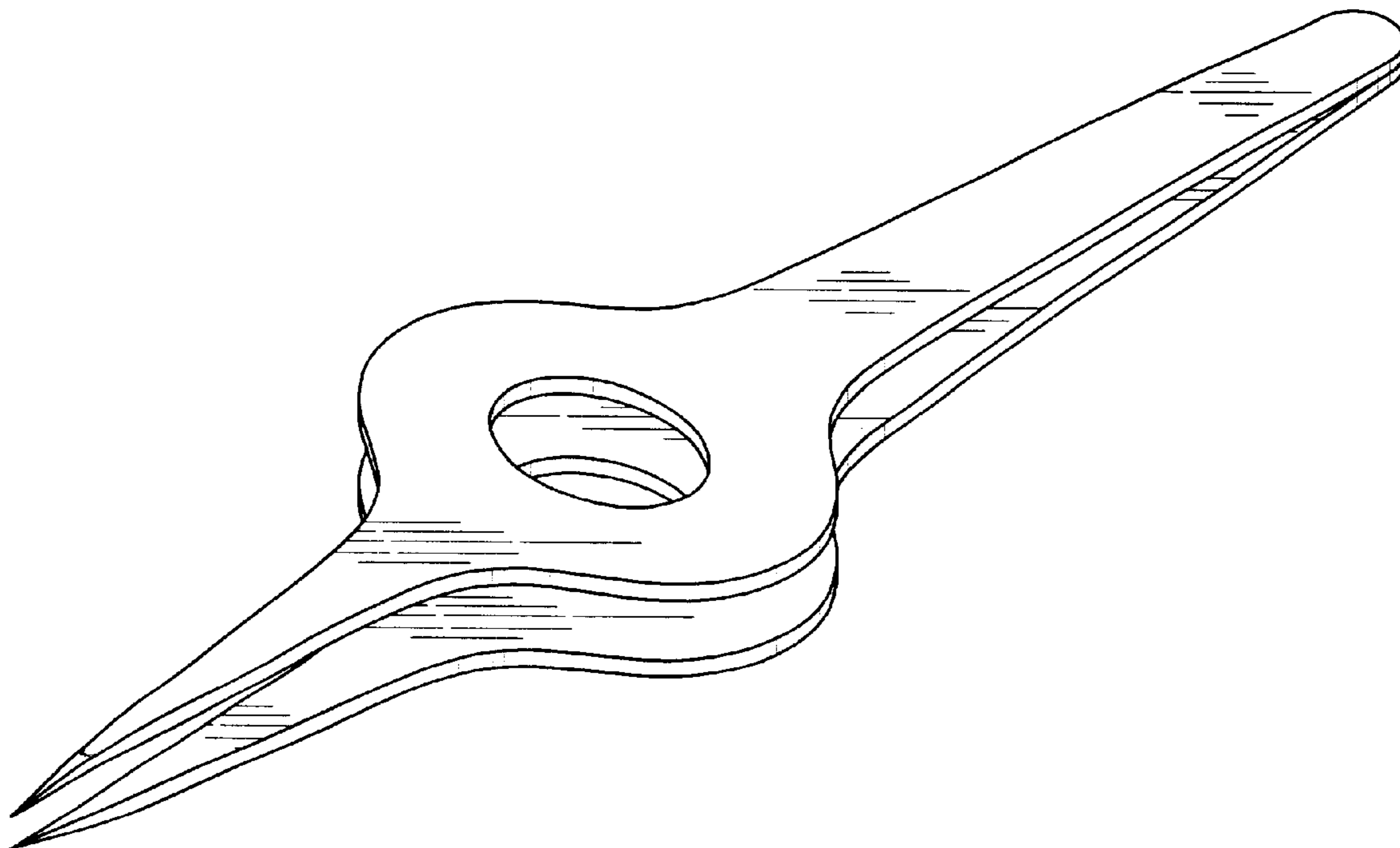
(57) **CLAIM**

The ornamental design for a tweezer, as shown and described.

DESCRIPTION

FIG. 1 is a front view of a tweezer showing my new design, the rear view thereof being identical to the front view; FIG. 2 is a top view thereof, the bottom view thereof being the identical to the top view; FIG. 3 is a right side view thereof; FIG. 4 is a left side view thereof; and, FIG. 5 is a perspective view thereof.

1 Claim, 1 Drawing Sheet



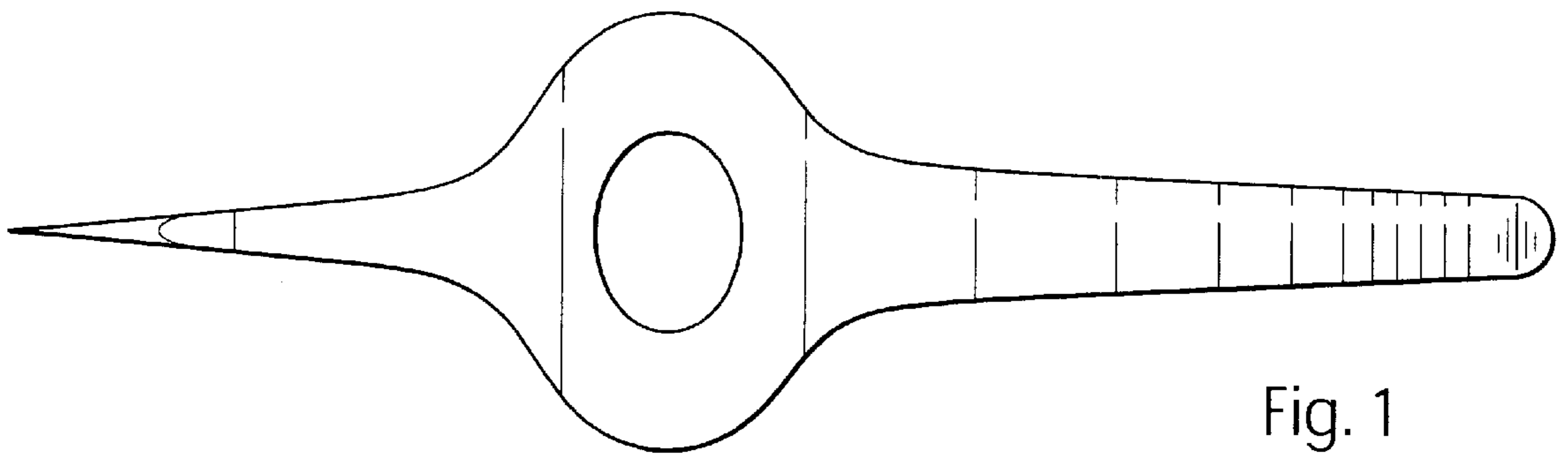


Fig. 1

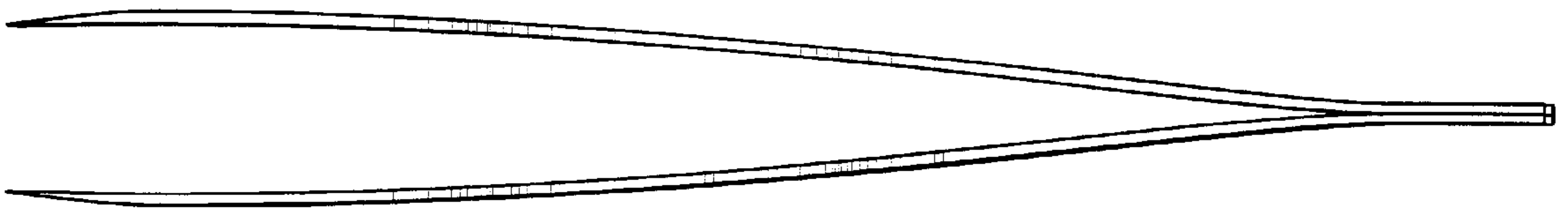


Fig. 2

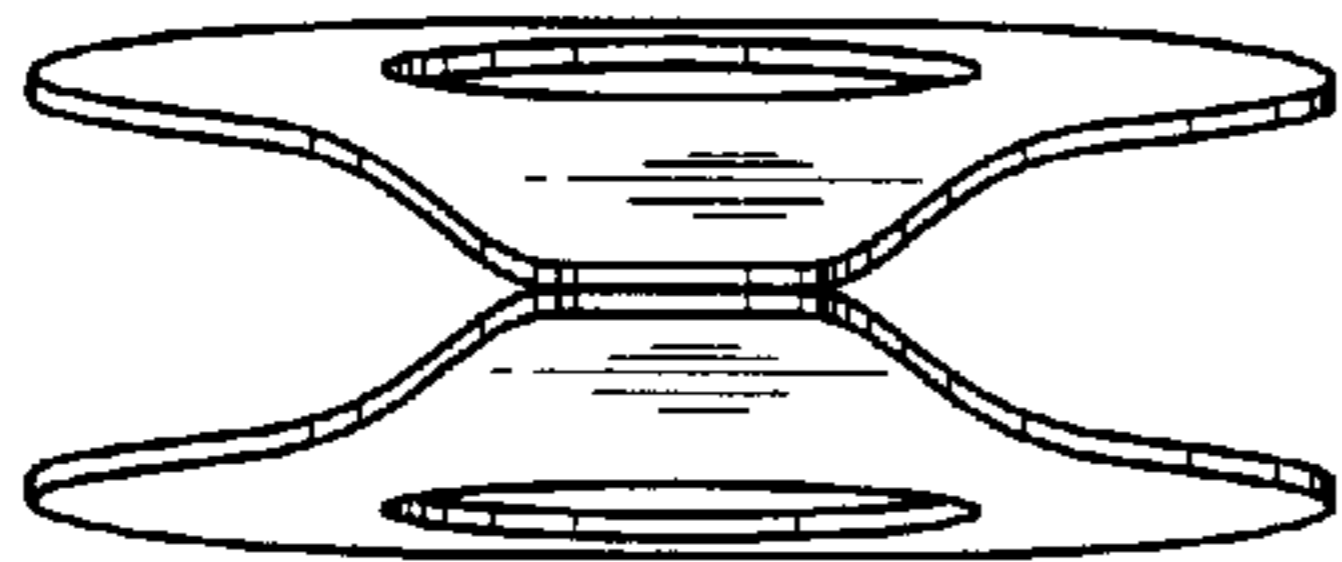


Fig. 3

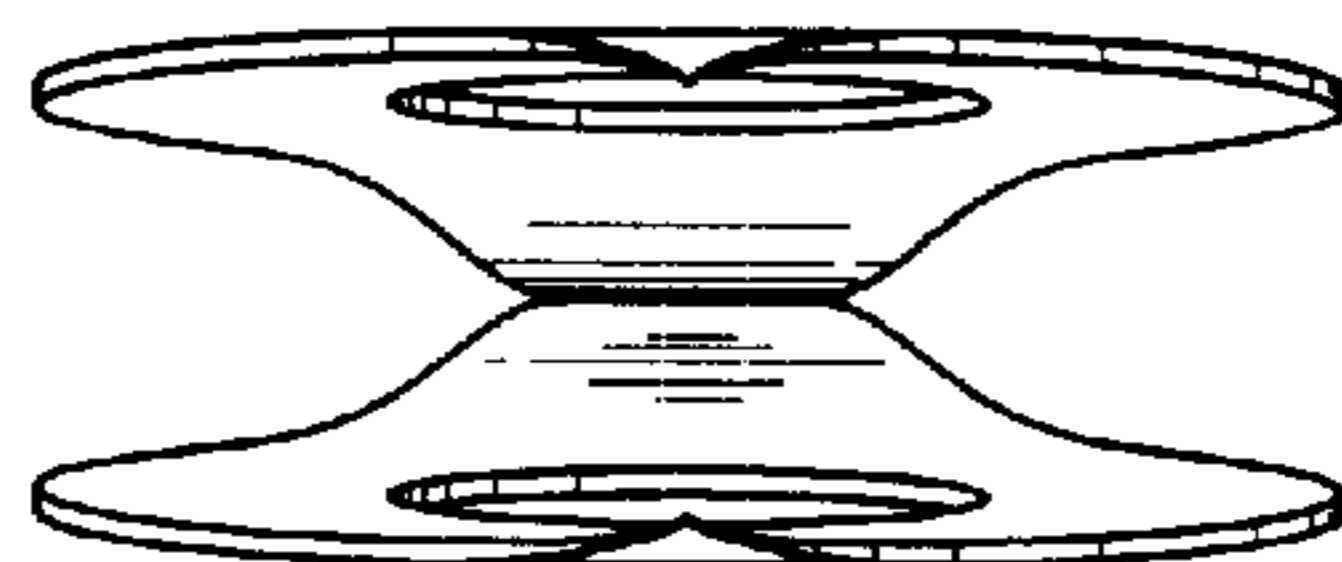


Fig. 4

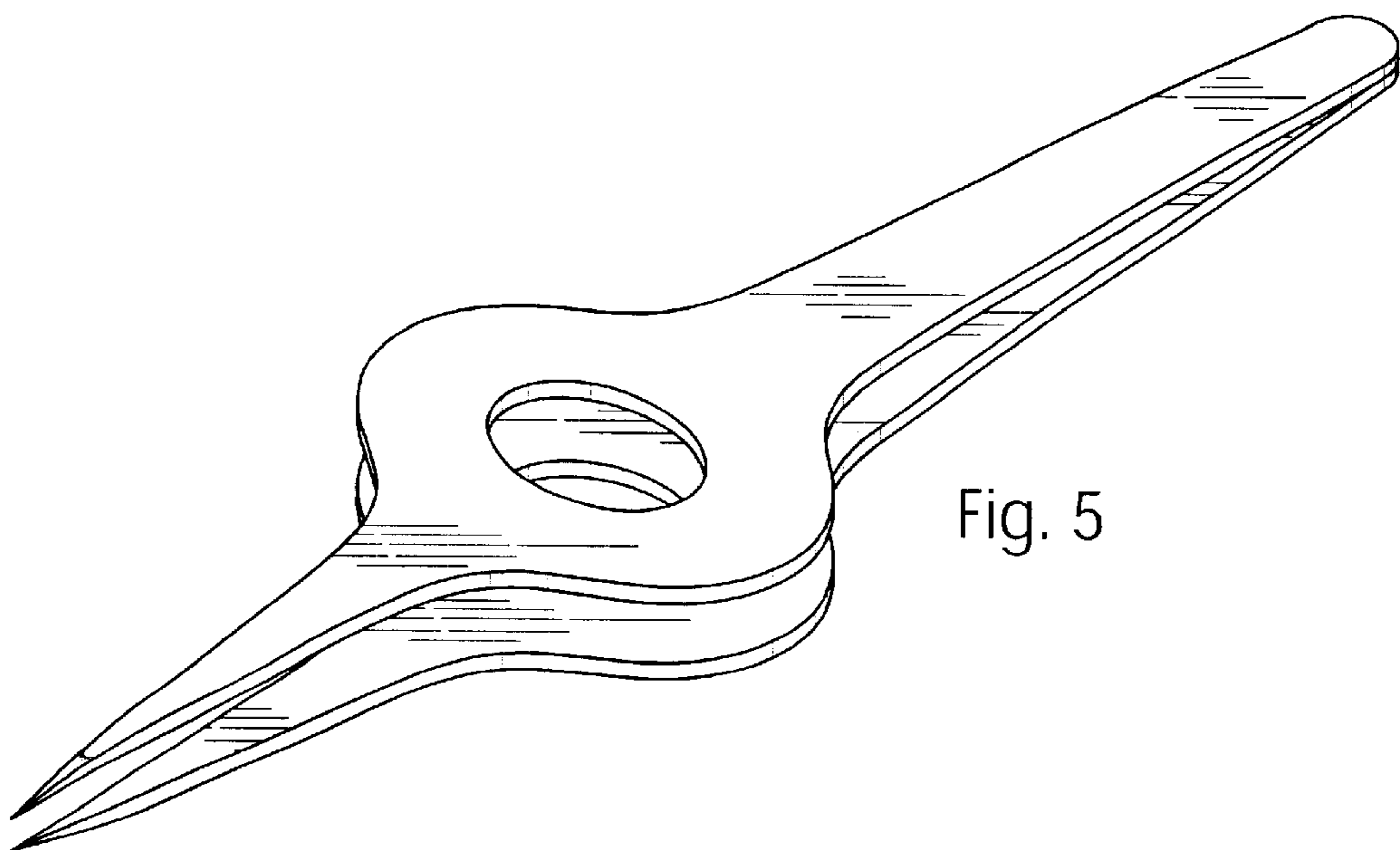


Fig. 5