



US00D472624S

(12) **United States Design Patent**  
**Liu et al.**

(10) **Patent No.: US D472,624 S**

(45) **Date of Patent: \*\* Apr. 1, 2003**

(54) **SPLIT-TYPE ROOM AIR CONDITIONER**

(75) Inventors: **Zhenyu Liu**, Qingdao (CN); **Dawei Zhu**, Qingdao (CN); **Linxia Huang**, Qingdao (CN)

(73) Assignees: **Haier Group Corporation**, Qingdao (CN); **Qingdao Refrigeration Technology Research Institute**, Qingdao (CN)

(\*\*) Term: **14 Years**

(21) Appl. No.: **29/137,073**

(22) Filed: **Feb. 14, 2001**

(30) **Foreign Application Priority Data**

Sep. 8, 2000 (CN) ..... 00312726

(51) **LOC (7) Cl.** ..... **23-04**

(52) **U.S. Cl.** ..... **D23/351**

(58) **Field of Search** ..... D23/351, 352, D23/353, 354; 312/236; 454/201, 202, 204, 350, 354; 62/259.1, 259.4, 262, 263, 304, 298

(56) **References Cited**

**U.S. PATENT DOCUMENTS**

D330,413 S \* 10/1992 Kennedy et al.

D380,532 S \* 7/1997 Aihara et al.  
D384,735 S \* 10/1997 Saccone  
D402,020 S \* 12/1998 Aihara et al.  
D447,226 S \* 8/2001 Hatanaka et al.

\* cited by examiner

*Primary Examiner*—B. J. Bullock

(74) *Attorney, Agent, or Firm*—Burns, Doane, Swecker & Mathis, L.L.P.

(57) **CLAIM**

The ornamental design for a split-type room air conditioner, as shown and described.

**DESCRIPTION**

FIG. 1 is a front elevational view of a split-type room air conditioner showing our new design;


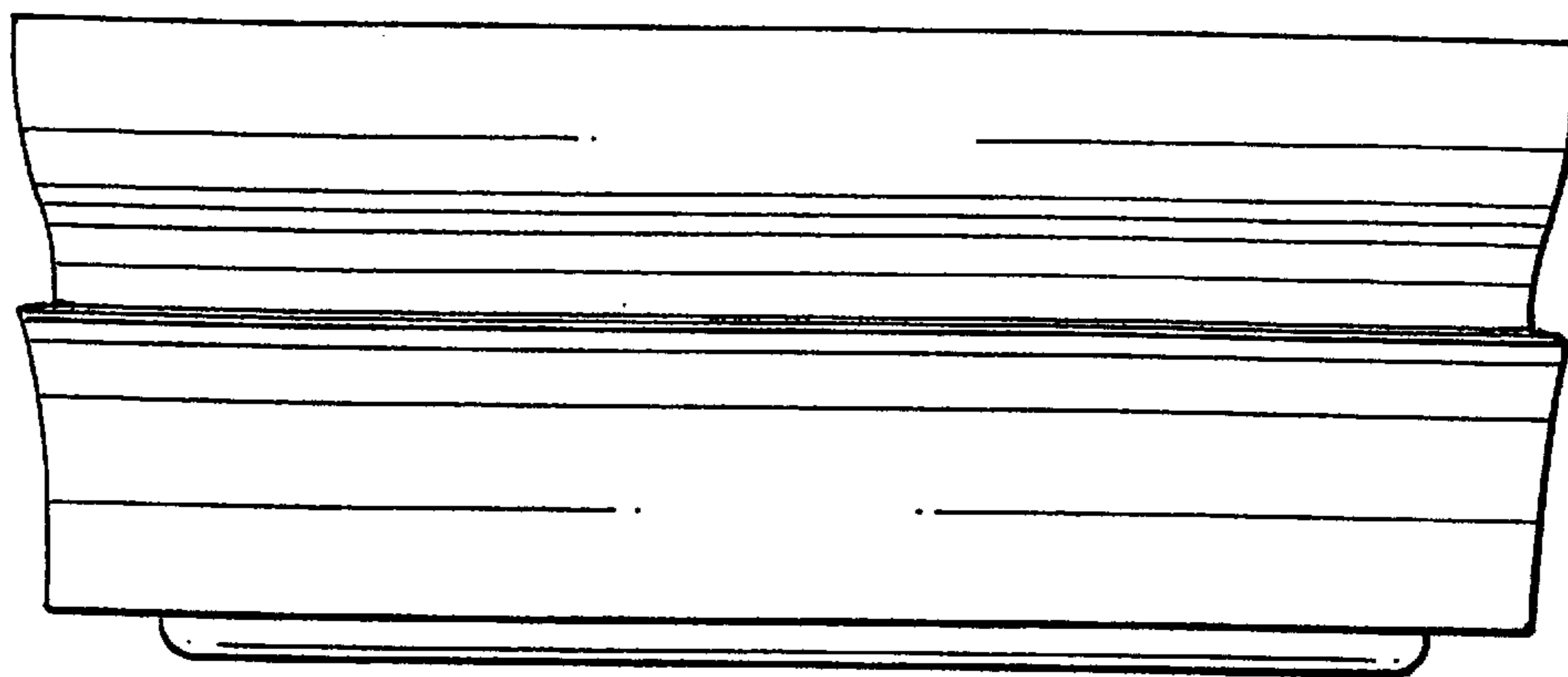
FIG. 2 is a right side elevational view thereof, the left side being a mirror image thereof;

FIG. 3 is a top plan view thereof; and,

FIG. 4 is a bottom plan view thereof.

The rear portion of the split-type room air conditioner not shown in the drawings or described in the specification forms no part of the claimed design.

**1 Claim, 1 Drawing Sheet**






FIG. 1




FIG. 2




FIG. 3




FIG. 4