



US00D472584S

(12) **United States Design Patent**
Perry

(10) **Patent No.: US D472,584 S**

(45) **Date of Patent: ** Apr. 1, 2003**

(54) **CORNER SHUFFLEBOARD TABLE**

D285,943 S * 9/1986 Sadleir D21/321
D361,795 S * 8/1995 Abrudan D21/321

(76) Inventor: **Don A. Perry**, 742 Wolf Rd., Decatur,
IL (US) 62526

* cited by examiner

(**) Term: **14 Years**

Primary Examiner—Prabhakar Deshmukh
(74) *Attorney, Agent, or Firm*—Philip L. Bateman

(21) Appl. No.: **29/160,280**

(57) **CLAIM**

(22) Filed: **May 7, 2002**

The ornamental design for a corner shuffleboard table, as shown and described.

(51) **LOC (7) Cl.** **21-01**

(52) **U.S. Cl.** **D21/321**

(58) **Field of Search** D21/321, 312,
D21/314; 273/126 R, 118 R, 108, DIG. 26,
108.1, 119 R; 473/106, 109, 114

DESCRIPTION

FIG. 1 is a top and left side perspective view of a corner shuffleboard table showing my new design. Five game disks are shown in broken lines (three on the playing surface and two in a pocket at the right end of the table) and are not part of the design;

(56) **References Cited**

U.S. PATENT DOCUMENTS

3,174,752 A * 3/1965 Plentis 273/126 R
D202,793 S * 11/1965 Smith D21/321
3,219,349 A * 11/1965 Smith 273/126 R
3,647,215 A * 3/1972 Sterlicchi et al. 273/126 R
3,762,711 A * 10/1973 Cooper 473/109
3,865,377 A * 2/1975 Cooper et al. 273/126 R
3,907,294 A * 9/1975 Breslow 273/126 R

FIG. 2 is a top plan view thereof;

FIG. 3 is a bottom plan view thereof;

FIG. 4 is a front elevation view thereof;

FIG. 5 is a right side elevation view thereof; and,

FIG. 6 is a rear elevation view thereof.

FIGS. 2-6 are drawn in reduced scale.

1 Claim, 1 Drawing Sheet

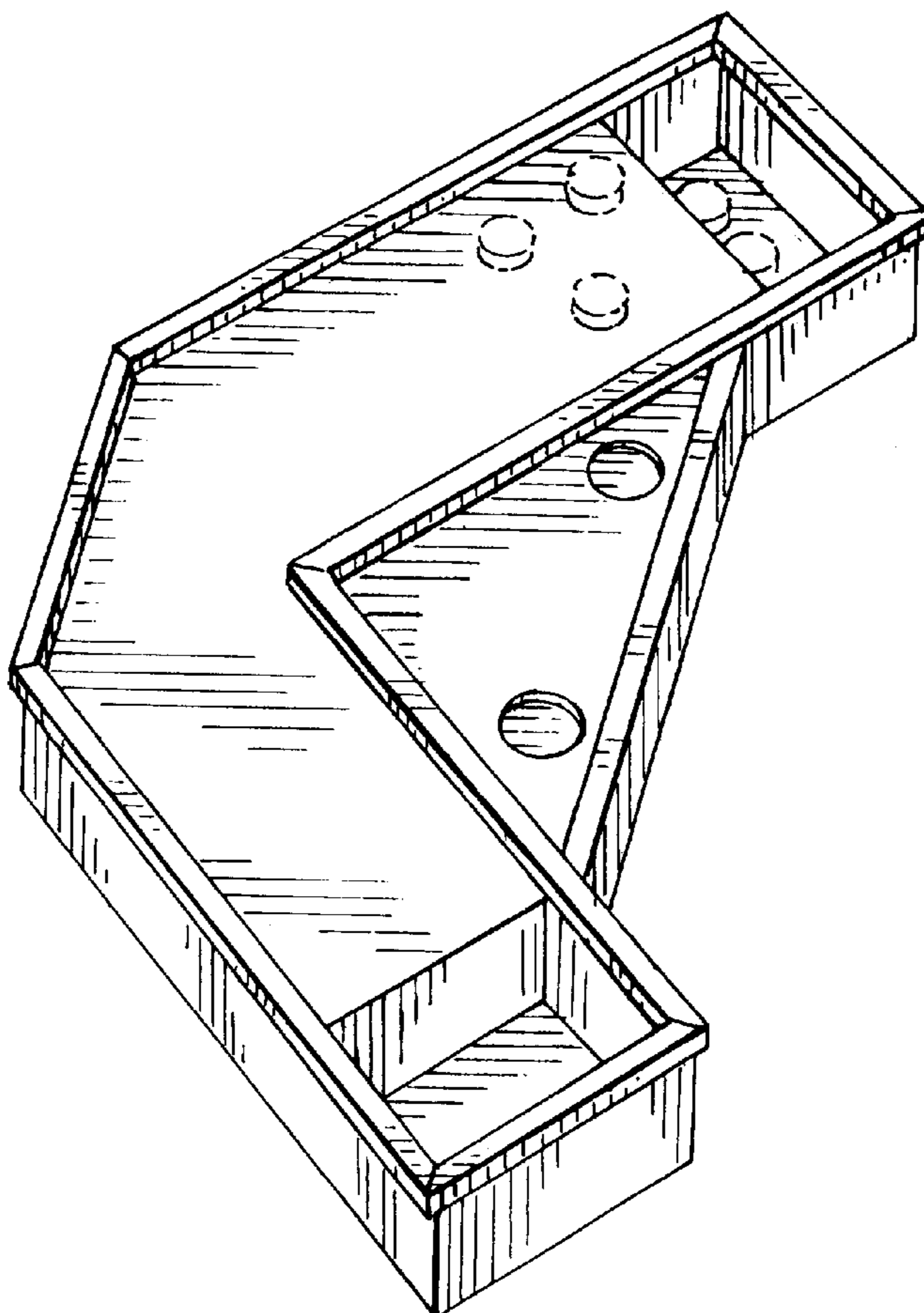


FIG. 1

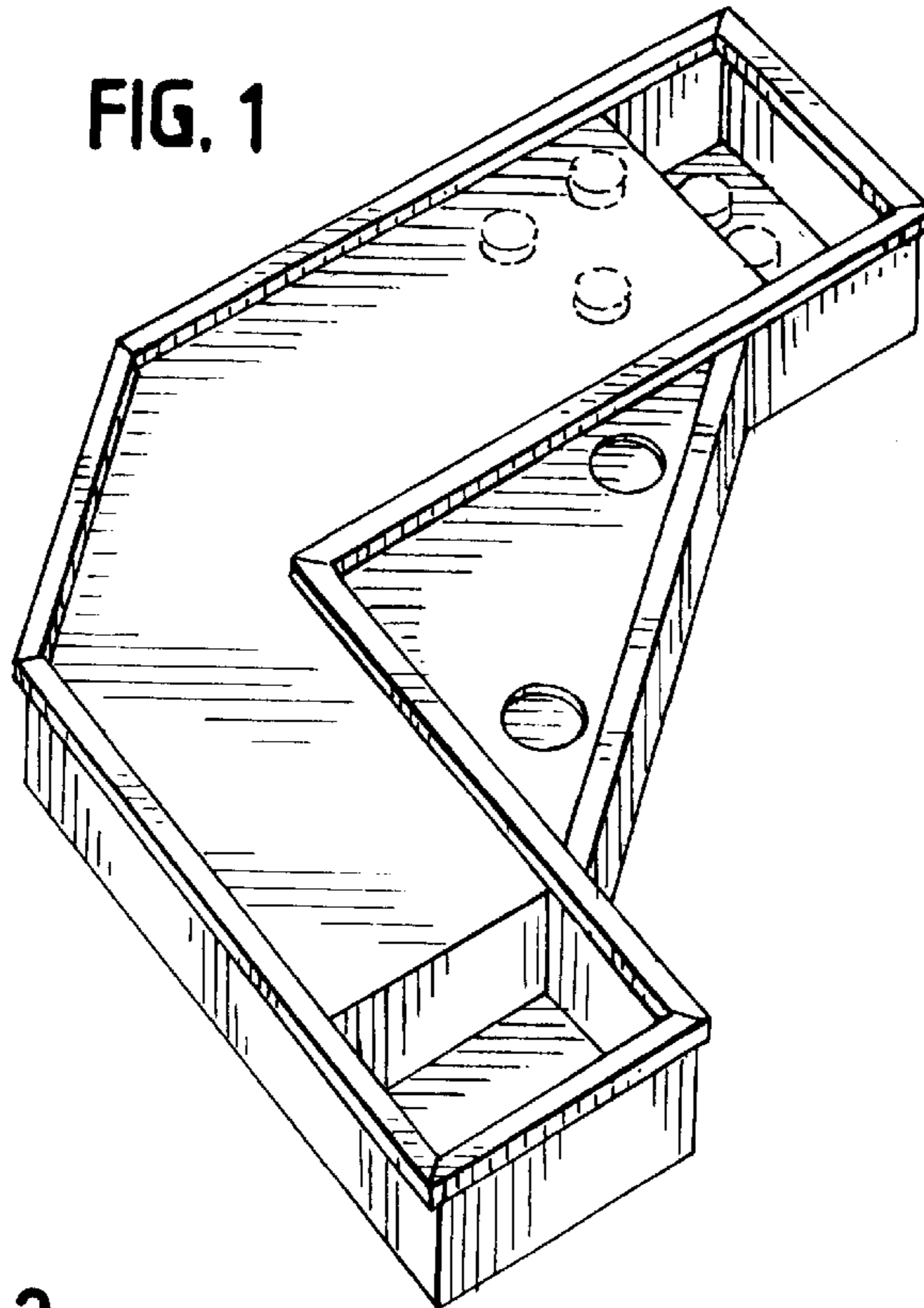


FIG. 2

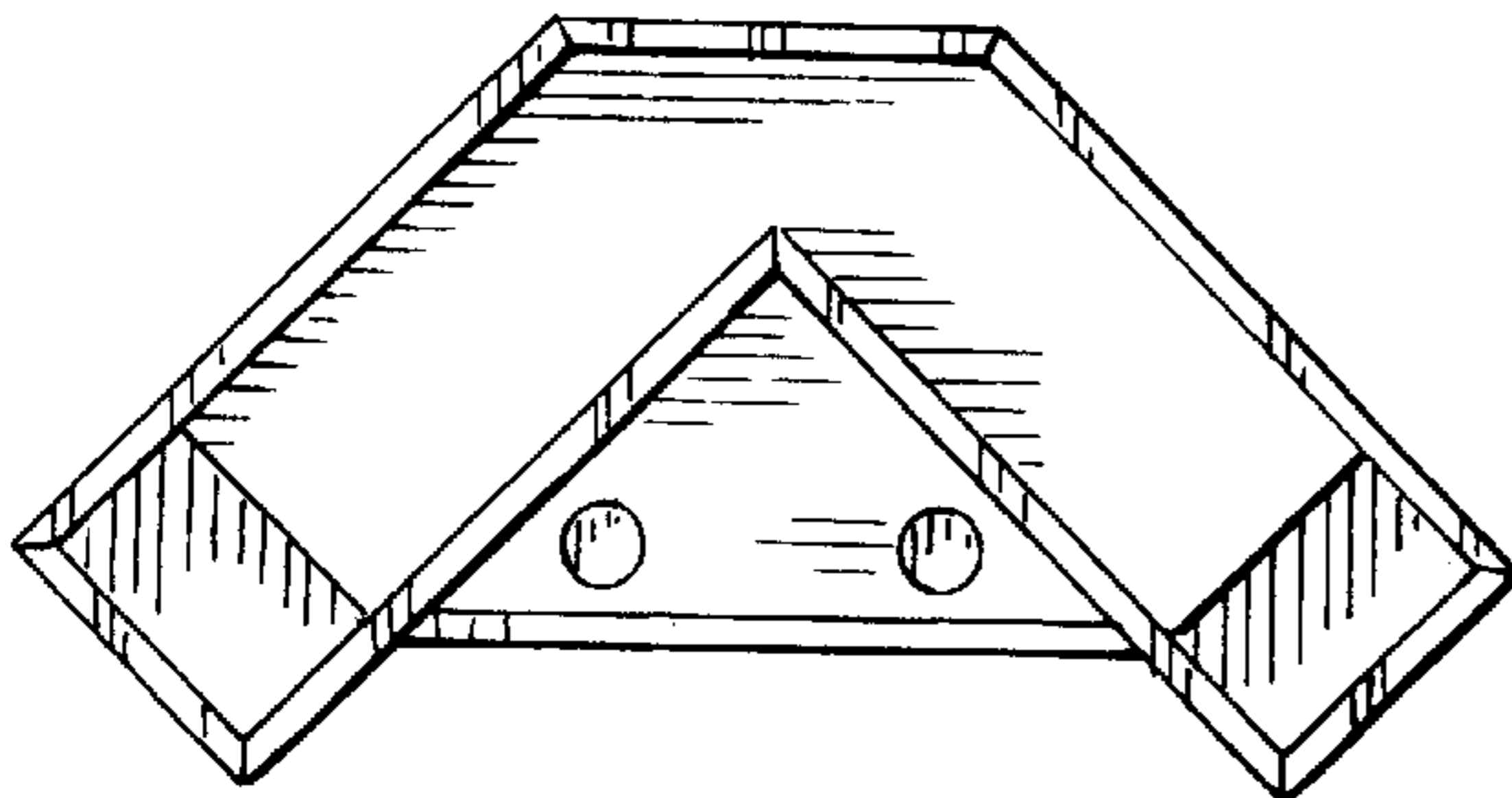


FIG. 3

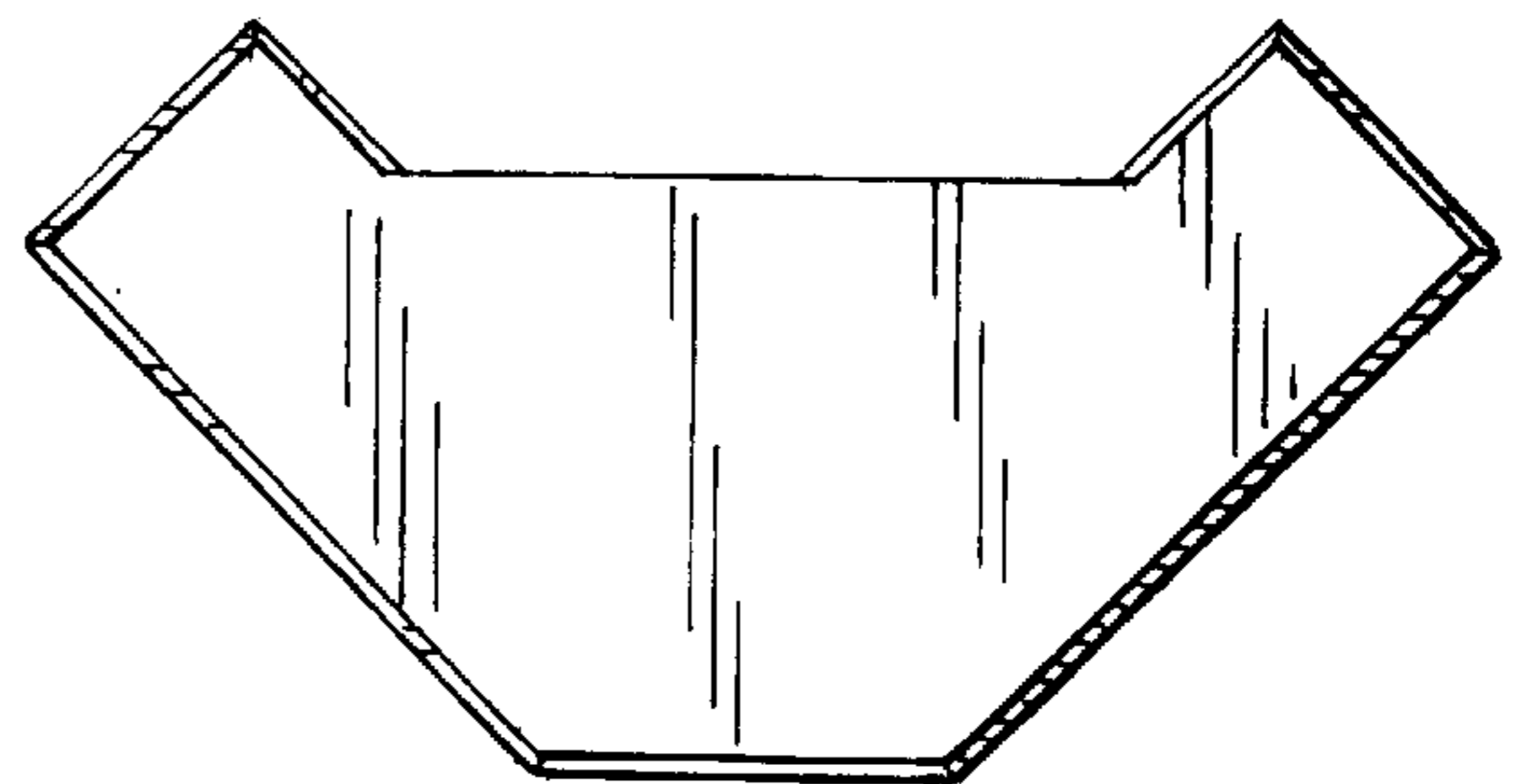


FIG. 4

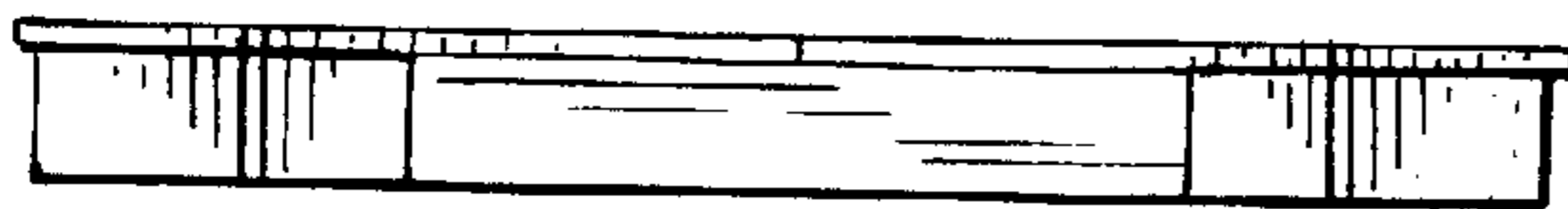


FIG. 5



FIG. 6

