



US00D472551S

(12) **United States Design Patent**
Griffin

(10) **Patent No.:** **US D472,551 S**

(45) **Date of Patent:** **** Apr. 1, 2003**

(54) **HAND HELD ELECTRONIC DEVICE WITH
KEYBOARD AND AUXILIARY INPUT**

(75) Inventor: **Jason T. Griffin**, Waterloo (CA)

(73) Assignee: **Research in Motion Limited**, Ontario
(CA)

(**) Term: **14 Years**

(21) Appl. No.: **29/151,070**

(22) Filed: **Nov. 30, 2001**

(51) **LOC (7) Cl.** **14-02**

(52) **U.S. Cl.** **D14/346**

(58) **Field of Search** D14/341, 343,
D14/344, 346, 387, 191; D18/1, 2, 7; 235/145 A,
145 R; 341/22, 23; 345/156, 168, 169,
172, 173; 349/12; 361/680-686

(56) **References Cited**

U.S. PATENT DOCUMENTS

D348,439 S	*	7/1994	Luong	D14/387
D367,043 S	*	2/1996	Ross et al.	D14/346
D386,497 S	*	11/1997	Huslig et al.	D14/191
D416,256 S	*	11/1999	Griffin et al.	D14/191

* cited by examiner

Primary Examiner—Freda Nunn

(74) *Attorney, Agent, or Firm*—Jones, Day, Reavis and Pogue


(57) **CLAIM**

The ornamental design for a hand held electronic device with keyboard and auxiliary input, as shown and described.

DESCRIPTION

FIG. 1 is a front perspective of a handheld electronic device in accordance with our design;
 FIG. 2 is a back elevation of a handheld electronic device in accordance with our design;
 FIG. 3 is a left side elevation of a handheld electronic device in accordance with our design;
 FIG. 4 is a right side elevation of a handheld electronic device in accordance with our design;
 FIG. 5 is a top plan of a handheld electronic device in accordance with our design;
 FIG. 6 is a bottom plan of a handheld electronic device in accordance with our design;
 FIG. 7 is a front elevation of a handheld electronic device in accordance with our design;
 FIG. 8 is a front perspective view of a second embodiment of a handheld electronic device in accordance with our design; and,
 FIG. 9 is a front elevation view of a second embodiment of a handheld electronic device in accordance with our design.

1 Claim, 4 Drawing Sheets






FIG. 1

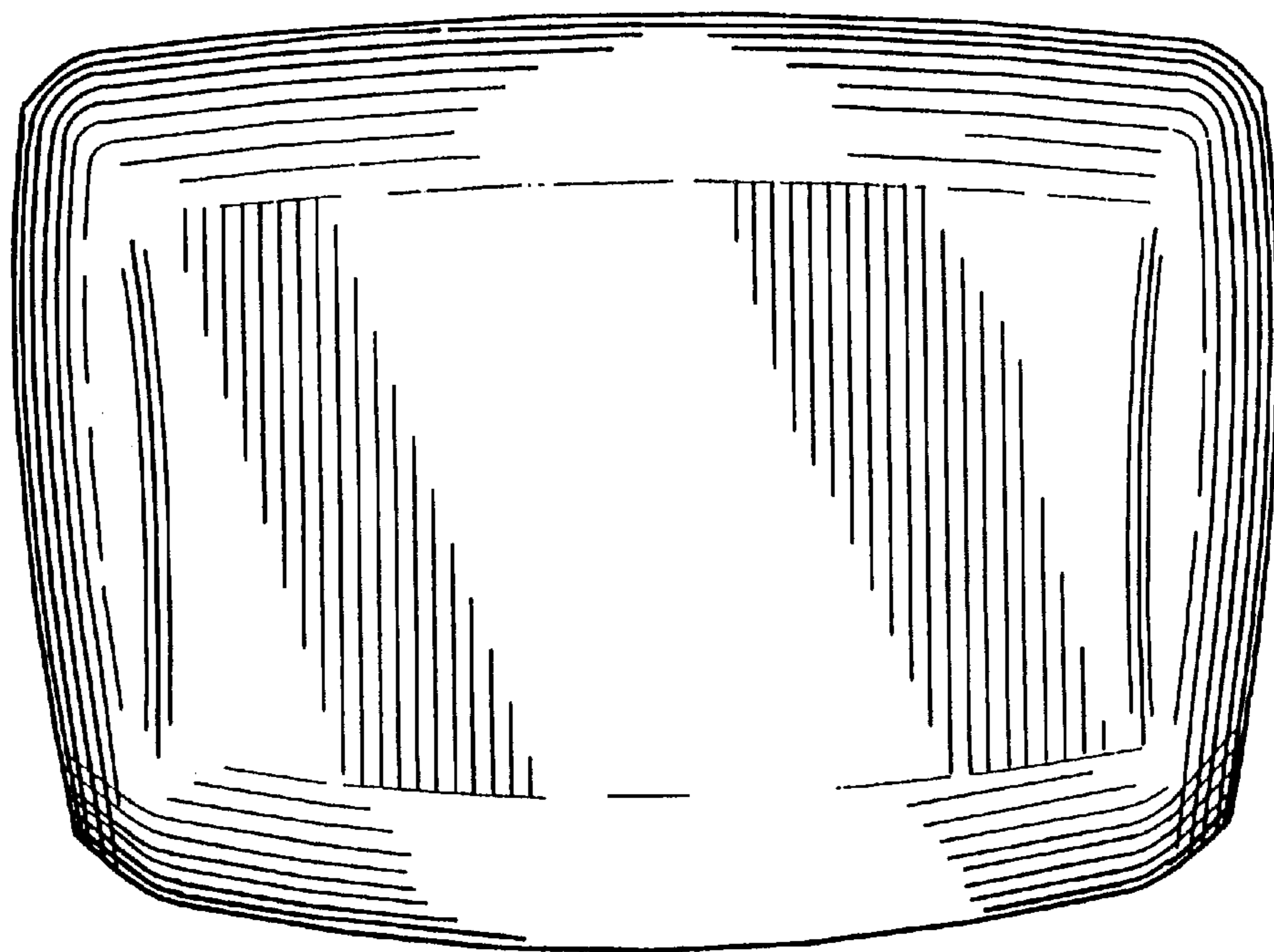


FIG. 2




FIG. 3




FIG. 4




FIG. 5




FIG. 6

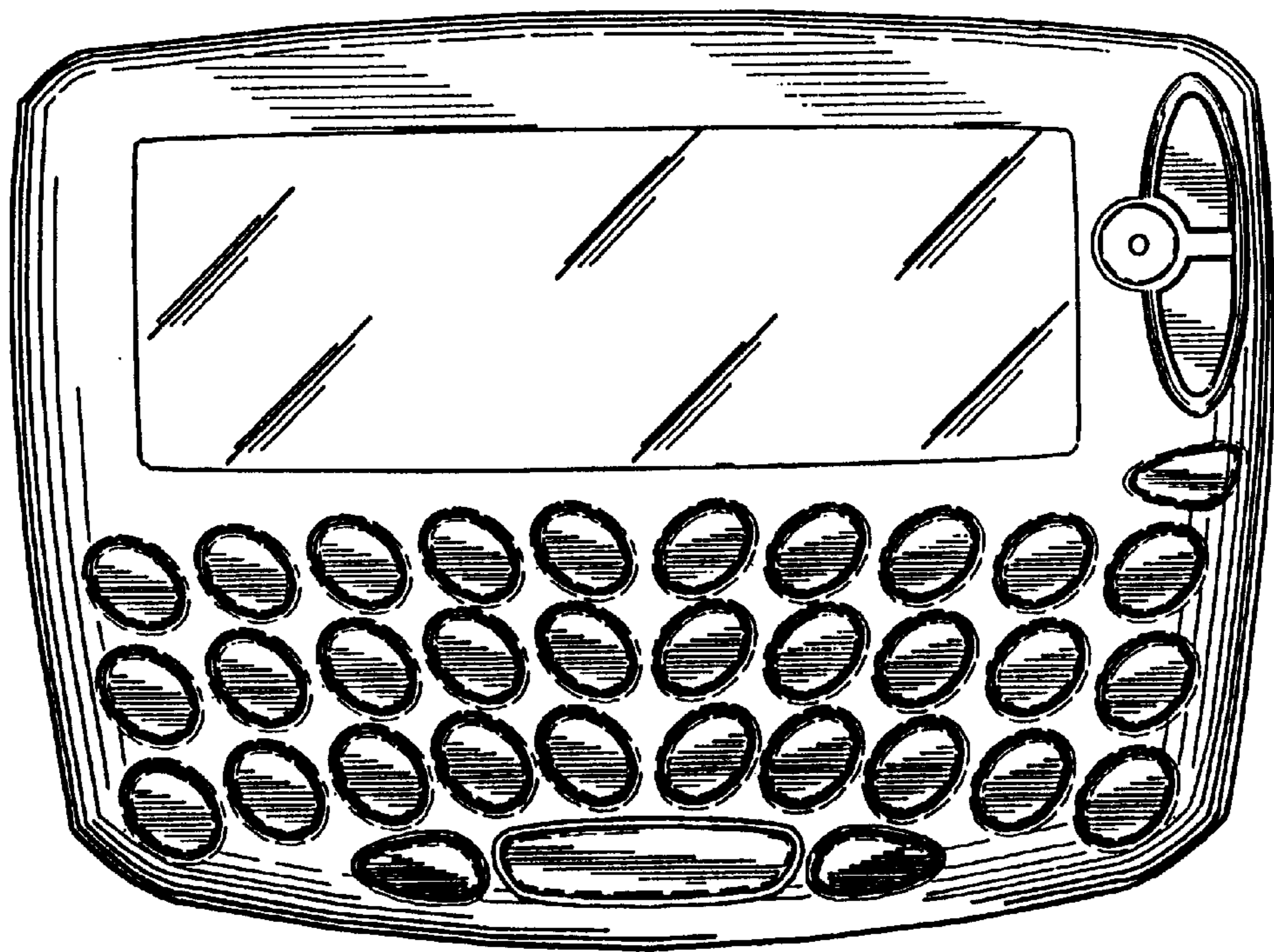


FIG. 7




FIG. 8

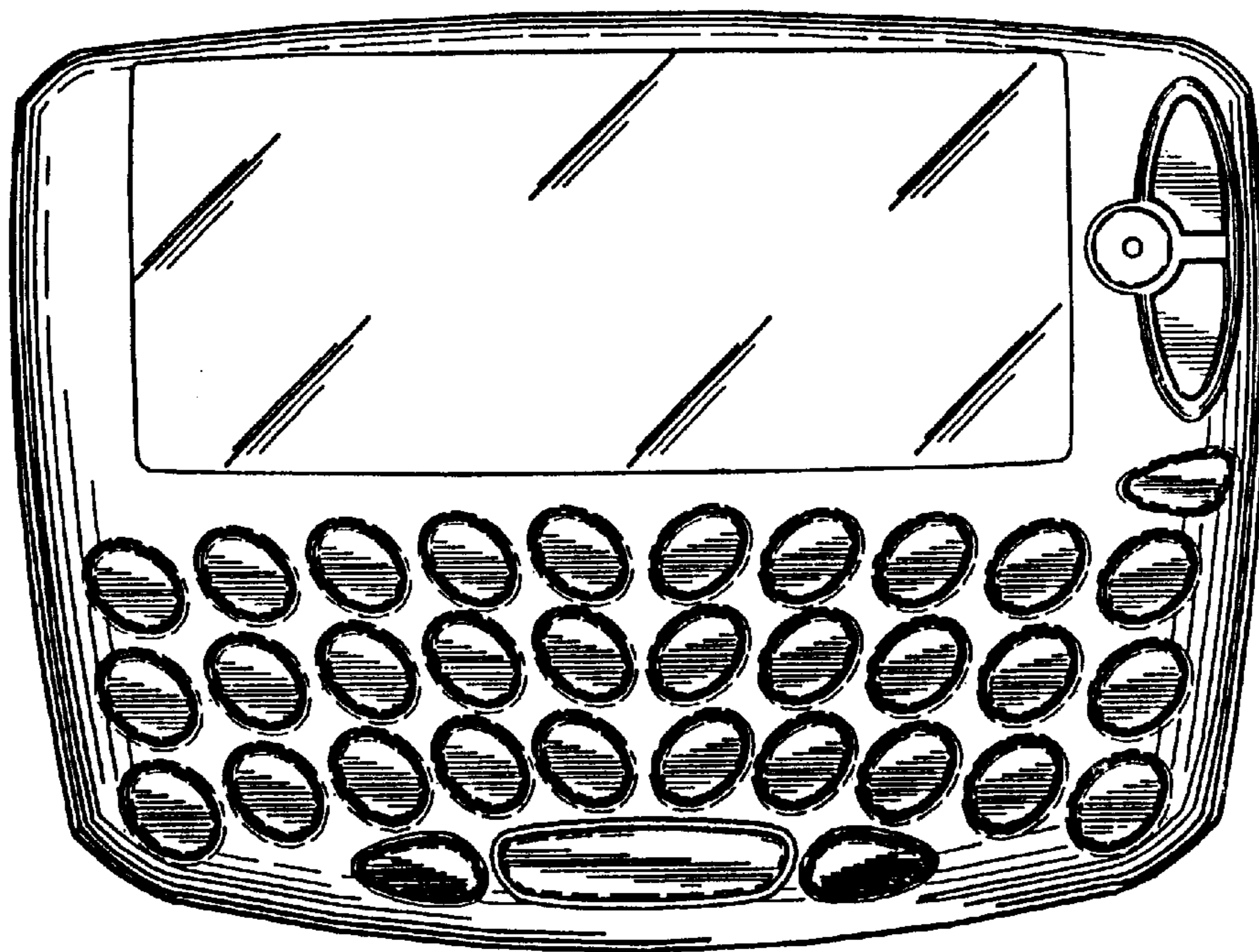


FIG. 9