



US00D472548S

(12) **United States Design Patent**
Arbisi

(10) **Patent No.:** **US D472,548 S**

(45) **Date of Patent:** **** Apr. 1, 2003**

(54) **DISPLAY AND FUNCTION KEY AREA FOR A HANDSET**

(75) **Inventor:** **Thomas Arbisi**, Newbury Park, CA (US)

(73) **Assignee:** **Nokia Corporation**, Espoo (FI)

(**) **Term:** **14 Years**

(21) **Appl. No.:** **29/157,282**

(22) **Filed:** **Mar. 15, 2002**

(51) **LOC (7) Cl.** **14-03**

(52) **U.S. Cl.** **D14/247**

(58) **Field of Search** D14/137, 217, D14/138, 218, 147-148, 247-249, 144, 455, 456, 341-347, 338-340, 399, 426, 387, 396, 392, 398, 429, 453, 194, 391, 400, 401, 257, 258, 265, 191; 379/433.01-433.13, 434, 419, 420.01-420.04, 428.01-428.02, 440, 368-370, 364; 455/550-575, 90; D13/168, 171, 174; D18/2, 7, 12.2, 12.3; D21/331, 333

(56) **References Cited**

U.S. PATENT DOCUMENTS

D353,809 S	*	12/1994	Nuovo et al.	D14/138
D388,784 S	*	1/1998	Phillips et al.	D14/138
D396,230 S	*	7/1998	Phillips et al.	D14/138
5,848,152 A	*	12/1998	Slipy et al.	379/433
D409,598 S	*	5/1999	Tattari	D14/138
D409,599 S	*	5/1999	Tattari	D14/138

D415,489 S	*	10/1999	Ke	D14/138
D415,770 S	*	10/1999	Nuovo	D14/248
D421,022 S	*	2/2000	Curtis	D14/248
D422,585 S	*	4/2000	Ng et al.	D14/137
D423,015 S	*	4/2000	Curtis et al.	D14/248
D428,401 S	*	7/2000	Curtis	D14/138
D434,754 S	*	12/2000	Banryu	D14/248
D436,938 S	*	1/2001	Won	D14/138
D442,930 S	*	5/2001	Nguyen et al.	D14/138
D446,200 S	*	8/2001	Ko	D14/138
D449,830 S	*	10/2001	Vuolteenaho et al.	D14/248
D450,691 S	*	11/2001	Higashi et al.	D14/248
D451,503 S	*	12/2001	Langford et al.	D14/248
D455,741 S	*	4/2002	Lee	D14/248
D456,392 S	*	4/2002	Salmi et al.	D14/248
D458,922 S	*	6/2002	Vuolteenaho	D14/248

* cited by examiner

Primary Examiner—Jeffrey Asch

(74) *Attorney, Agent, or Firm*—Banner & Witcoff, Ltd.

(57) **CLAIM**

I claim the ornamental design for a display and function key area for a handset, as shown and described.

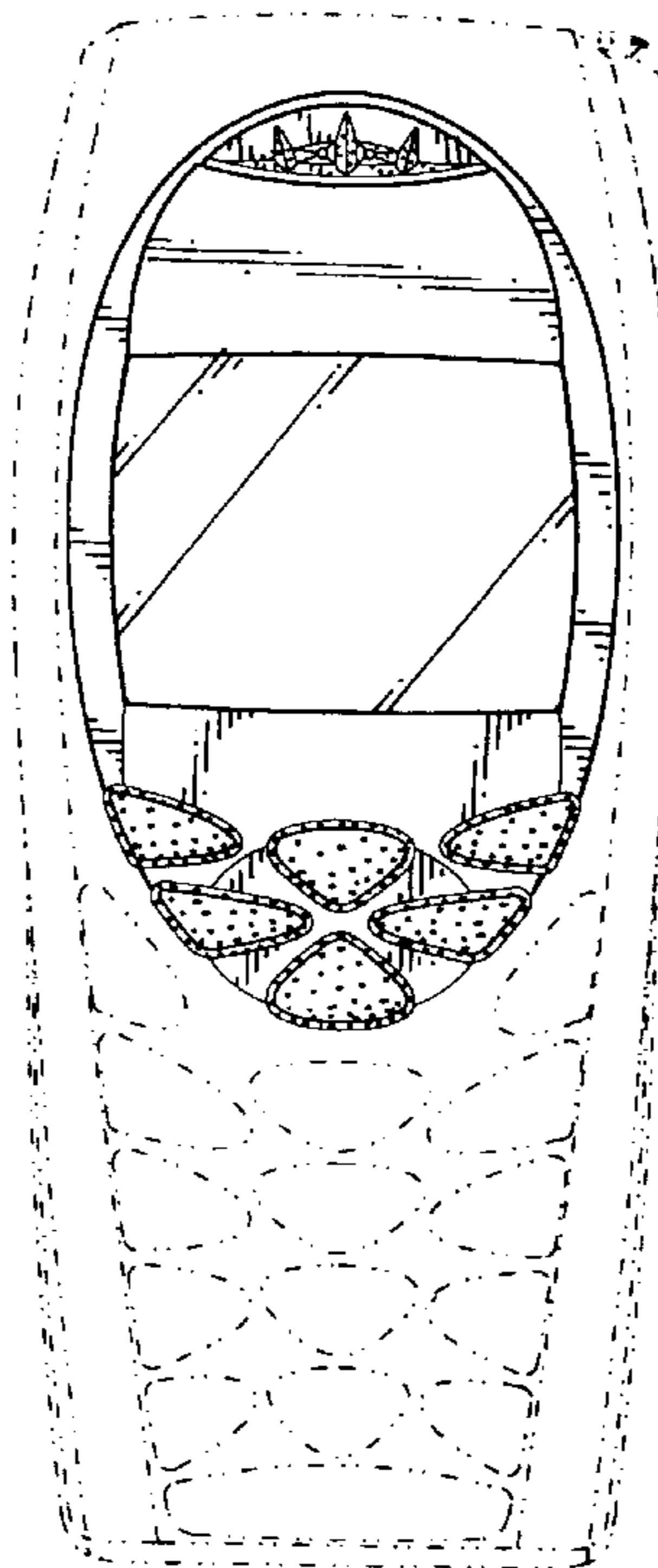
DESCRIPTION

FIG. 1 is a front view of the display and function key area for a handset; and,

FIG. 2 is a perspective front view thereof.

The broken line showing of environment in the figures is for illustrative purposes only and forms no part of the claimed design.

1 Claim, 2 Drawing Sheets



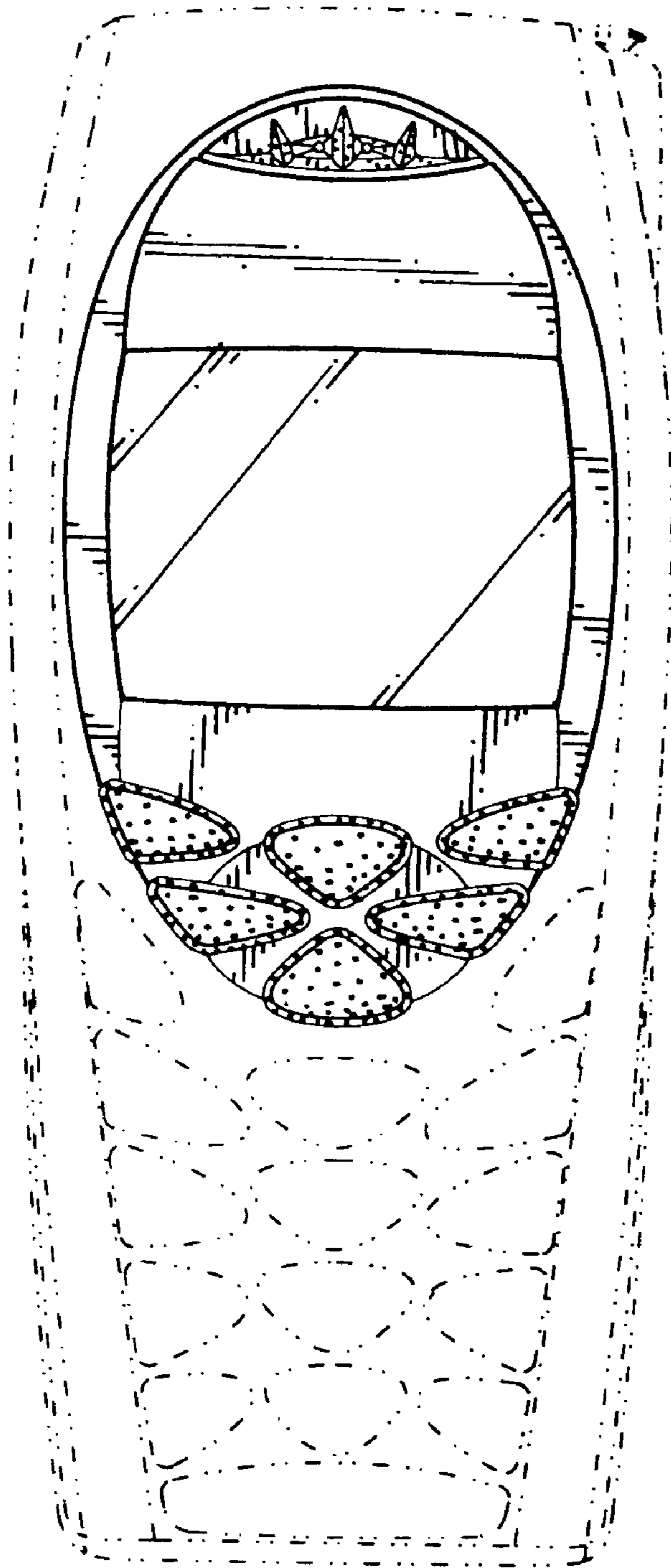


FIG.1

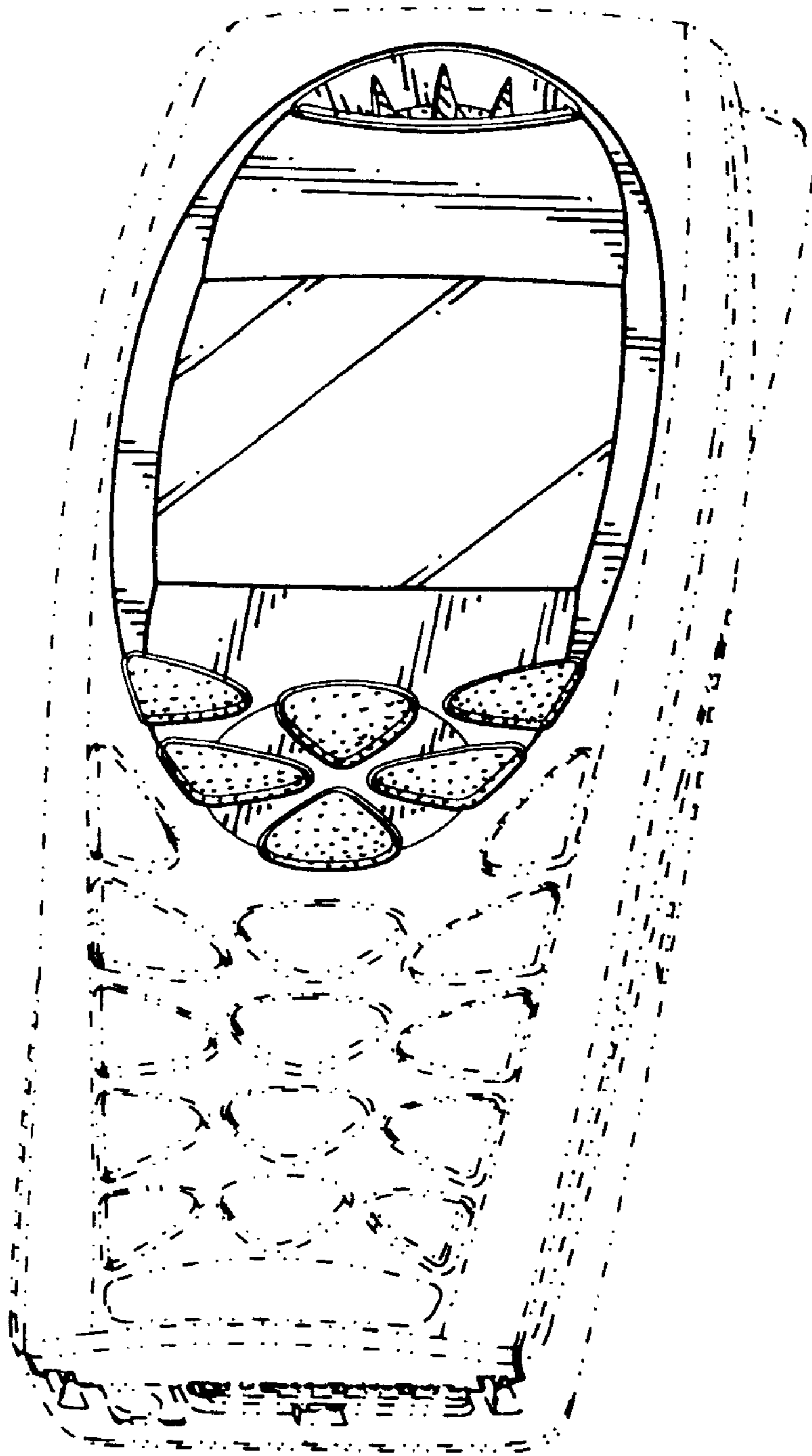


FIG.2